



June 15, 2020

By Electronic Filing

The Honorable Kimberly D. Bose
Secretary
Federal Energy Regulatory Commission
888 First Street, N.E.
Washington, D.C. 20426

Re: Informational Filing of Niagara Mohawk Power Corporation of the Annual Update to the Formula Transmission Service Charge Under the NYISO Open Access Transmission Tariff - Docket No. ER08-552-000

Dear Secretary Bose:

Pursuant to the comprehensive Settlement Agreement and Offer of Settlement (“2009 Settlement”) approved by the Commission on July 22, 2009 in the above referenced docket, Niagara Mohawk Power Corporation d/b/a National Grid (“National Grid” or “Company”) hereby submits for informational purposes its Annual Update of certain components of its Transmission Service Charge (“TSC”) formula rate, which sets National Grid’s Wholesale TSC under the New York Independent System Operator Open Access Transmission Tariff (“NYISO OATT”).¹ The enclosed filing letter and supporting materials identify the updated inputs to the TSC formula rate that will be implemented as part of the Annual Update effective as of July 1, 2020 (the, “2020 Annual Update”).

I. Background

On February 11, 2008, as supplemented on May 30, 2008, National Grid submitted a filing under Section 205 of the Federal Power Act to replace its stated TSC rates in Attachment H to the NYISO OATT with formula TSC rates to become effective May 1, 2008. On July 29, 2008, the Commission accepted and suspended the proposed formula rates, to become effective October 1, 2008, subject to refund, and established hearing and settlement judge procedures.²

¹ Capitalized terms used but not defined in this filing are intended to have the meanings given to such terms in the Settlement Agreement and Offer of Settlement, including Attachment H of the NYISO OATT, filed with the Commission in this proceeding on April 6, 2009.

² *Niagara Mohawk Power Corp.*, Order Accepting and Suspending Formula Rate Subject to Refund and Establishing Hearing and Settlement Judge Procedures, 124 FERC ¶ 61,106 (2008) (“July 29 Order”). Certain Settling Parties requested rehearing of aspects of the July 29 Order. On February 25, 2009, the Commission issued an Order that denied rehearing in part and granted rehearing in part. 126 FERC ¶ 61,173 (2009).

On April 6, 2009, National Grid on behalf of the Settling Parties³ filed the 2009 Settlement intended to resolve all issues set for hearing in this proceeding. Among other things, the 2009 Settlement set forth the terms of a formula rate for the calculation of National Grid's TSC under the NYISO OATT (the "Settlement TSC Formula Rate"), as well as procedures for the annual adjustment of certain inputs to the formula rate. On April 8, 2009, the Commission's Chief Administrative Law Judge granted National Grid's motion for interim rate relief and allowed the 2009 Settlement TSC to be implemented on an interim basis effective as of January 1, 2009 ("Settlement Effective Date") pending approval by the Commission. In a letter order issued June 22, 2009, the Commission approved the 2009 Settlement⁴ and on July 24, 2009, National Grid issued required refunds to customers.

In accordance with the 2009 Settlement, National Grid is directed to calculate each year new values for the Revenue Requirements ("RR"), control center costs ("CCC") and billing units ("BU") components of the Settlement TSC Formula Rate based on updated Data Inputs. National Grid is further directed to prepare an Annual Update that reflects the revised Data Inputs, the resulting RR, CCC, and BU components, and certain supporting information. According to Section 14.1.9.4 of Attachment H to the NYISO OATT, National Grid is directed on or before June 14th of each year to (1) post the Annual Update on the NYISO's website, (2) submit the Annual Update to the Commission as an informational filing requiring no action by the Commission, and (3) serve the Annual Update electronically on all Interested Parties.

In 2012, the New York Association of Public Power and the Municipal Electric Utilities Association filed Complaints at the Commission against the Company, seeking *inter alia*, to have the base Return on Equity ("ROE") used in calculating rates for transmission service reflected in National Grid's Transmission Service Charge ("TSC") of 11.5% (inclusive of incentive adders) lowered. The Commission ordered the parties to participate in settlement procedures and the parties subsequently agreed to settle the Complaints by reducing the ROE from 11.5% to 10.3%, inclusive of any incentive adders, from November 2, 2012 forward. The Commission approved the settlement agreement on May 13, 2015.

On April 7, 2017, the Commission issued an order accepting the Company-submitted modifications to its TSC formula rate (the "Formula Rate") set forth in Attachment H to the NYISO OATT. The proposed revisions primarily added the calculation of transmission-related Accumulated Deferred Income Taxes ("ADIT") related to accelerated depreciation within the forecast component of the Formula Rate to incorporate the proration methodology of the Internal Revenue Service's ("IRS") regulations in the calculation of the Company's projected test year revenue requirement. The revisions went into effect starting April 1, 2017 and were first reflected in the 2017 Annual Update.

³ The signatories consist of National Grid and the following entities: Allegheny Electric Cooperative, Inc., the City of Cleveland, Ohio, Multiple Intervenors, Municipal Electric Utilities Association, New York Association of Public Power, New York Municipal Power Agency, New York State Electric & Gas Corporation, and Rochester Gas & Electric Corporation ("Settling Parties").

⁴ See *Niagara Mohawk Power Corp.*, 127 FERC ¶ 61,289 (2009).

On March 15, 2018, FERC initiated multiple proceedings intended to adjust FERC-jurisdictional rates to reflect the corporate tax changes as a result of the passage of the Tax Cuts and Jobs Act of 2017 (“Tax Act”).

On October 17, 2018, the Company filed at FERC updates to the depreciation rates set forth in Attachment H to the NYISO OATT regarding Niagara Mohawk’s Wholesale Transmission Service Charge formula rate. By letter order issued December 4, 2018, the Commission accepted the filing effective April 1, 2018, as requested by Niagara Mohawk, subject to a requirement to submit a compliance filing by January 3, 2019 to add Niagara Mohawk’s depreciation and amortization rates for General Plant, Common Plant, and Intangible Plant to the Wholesale TSC formula rate. The Company made a filing on December 20, 2019 in compliance with the Commission’s December 4 order. On February 26, 2019, FERC issued a letter order accepting the Company’s December 20 compliance filing. The approved depreciation rates took effect April 1, 2018, the same date that the state jurisdictional depreciation rates were approved to become effective by the New York Public Service Commission.

On November 21, 2019, the FERC issued Order 864 to address ratemaking and regulatory reporting of excess or deficient ADIT to account for changes caused by the enactment of the Tax Cuts and Jobs Act of 2017 (“Tax Act”). The order applies to public utility transmission providers with formula rates and stated rates and requires that public utilities with formula rates submit a compliance filing within 30 days of the effective date of the final rule or in the public utilities next annual informational filing following the issuance of the final rule. The compliance filing must demonstrate how the public utilities formula rate adjusts rate base via a Rate Adjustment mechanism, returns or recovers excess or deficient ADIT via an Income Tax Allowance Mechanism, and must include an ADIT worksheet to support the excess or deficient ADIT calculation and amortization. The ADIT worksheet must be populated and will be a new and permanent worksheet. The mechanisms and worksheet must remain applicable to any future changes to tax rates that give rise to excess or deficient ADIT, including changes to state and local tax rates. Excess or deficient ADIT associated with future tax rate changes will automatically be included in a public utility’s formula rate without the need for a Section 205 filing. The order does not prescribe a recovery/refund period for deficient/excess ADIT for unprotected excess/deficient ADIT that is not subject to the normalization requirements. On April 16, 2020, the FERC issued Order No. 864-A addressing requests for clarification, or in the alternative, rehearing, submitted in the proceeding. FERC will evaluate proposed amortization periods on a case by case basis. Niagara Mohawk will submit a compliance filing to update the formula rate along with this filing.

II. Charges Resulting from the Annual Update

The 2020 Annual Update, calculated in accordance with Section 3.4 of the 2009 Settlement and Attachment H, Section 14.1.9. of the NYISO OATT, results in a TSC rate of \$14.14 per Megawatt-hour (“MWh”) for the Update Year beginning July 1, 2020. This is an increase of \$2.81 per MWh as shown on Attachment 1, Schedule 4, of the Excel spreadsheet provided in Attachment A to this filing. The increase can be attributed to an overall increase in the RR component of \$79.4

million and a 5% decrease in the Annual Billing Unit component, partially offset by a \$0.148 million increase in the CCC component.

The \$79.4 million increase in the RR component results from a change of \$43.9 million (Schedule 4, line 2, column (c) less Schedule 4, line 1, column (c)) related to the change in the Annual True-Up portion of the RR component and a difference of \$12.9 million when comparing the actual revenue requirement for 2019 (Schedule 4, line 2, column (a)) to the full year forecast for 2019 (Schedule 4, line 1, columns (a) and (b)). The additional increase of \$22.5 million is due to the forecasted 2020 incremental revenue requirement (Schedule 4, line 2, column (b)).

The increase in the Annual True-Up portion of the RR component of \$43.9 million is primarily driven by the Annual Billing Units True-Up portion of the RR, which is calculated in Schedule 3. The 2019 Billing Unit true-up is \$20.4 million due to a 5% decrease in billing units. The prior year's Annual Billing Units True-Up was (\$23.69) million; this results in a variance of \$44.1 million. This is partially offset by a change of (\$1.31) million in the true-up of the TRR component.

The 2019 Historical Revenue Requirement does not include any billing adjustments.

In accordance with the terms of the 2009 Settlement, a copy of the 2020 Annual Update has been posted on the NYISO Internet website and may be found at the following URL address:

http://www.nyiso.com/public/markets_operations/market_data/miscellaneous/index.jsp?docs=national-grid-tsc-materials.

III. Notice of Annual Meeting

In accordance with Attachment H, Section 14.1.9.4.2.2 of the NYISO OATT, National Grid will hold an annual meeting to present and explain the Annual Update and respond to any questions. This meeting is open to all Interested Parties. This filing serves as notice that the meeting will be held on July 9, 2020 starting at 2:00 p.m. Due to current restrictions on travel and access to National Grid's facilities related to the COVID-19 pandemic, the meeting will be by WebEx and telephone. We request that any persons planning to attend the meeting notify Tiffany Forsyth of their intent to attend by sending an E-mailing to the following address:

Tiffany.Forsyth@nationalgrid.com .

IV. Attachments and Additional Supporting Information

The following supporting information has been provided and is enclosed herewith:

- This Transmittal Letter;
- Attachment A – Calculation of the Annual Update, in a workable Excel file, including schedules and workpapers, calculated in accordance with Attachment E to the 2009 Settlement;

- Attachment B – Monthly Transmission Owner Load (TOL) and Station Service reports for the 12 months of December 2018 through November 2019 in PDF and excel format, redacted to protect the confidentiality of each entity pursuant to Attachment H, Section 14.1.9.4.1.3.2 of the NYISO OATT. The summary TOL data in a workable Excel file are provided as Work paper 13 to Attachment A;
- Attachment C – A statement of Material Accounting Changes pursuant to Attachment H, Section 14.1.9.4.1.3.3 of the NYISO OATT;
- Attachment D – A statement providing a description of, and workpapers for, any correction of any error affecting the calculation of charges under the Formula Rate during the prior year, pursuant to Attachment H, Section 14.1.9.4.1.3.8 of the NYISO OATT;
- Attachment E – A list of the email addresses of Interested Parties upon which this Annual Update was served;

Thank you for your attention to this matter. Please contact me if you have any questions concerning this informational filing.

Respectfully submitted,

/s/ Patrick J. Tarmey

Patrick J. Tarmey, Esq.
Counsel for National Grid
c/o National Grid
40 Sylvan Road
Waltham, MA 02451
(781) 907-2190
Patrick.tarmey@nationalgrid.com
On behalf of National Grid

Attachments

Cc: James G. Holodak Jr., National Grid
Kevin Reardon, National Grid
Tiffany Forsyth, National Grid
Enza Agliata, National Grid
Margaret Chalmers-LaPierre, National Grid

Attachment A

Calculation of the 2020 Annual Update

Table of Contents

Attachment 1 to Attachment H

Schedules

Historical Transmission Revenue Requirement	Schedule 1
Forecasted Transmission Revenue Requirement	Schedule 2
Annual True-up with Interest Calculation	Schedule 3
Year to Year Comparison	Schedule 4
Allocators	Schedule 5
Transmission Investment Base (Part 1 of 2)	Schedule 6 Page 1 of 2
Transmission Investment Base (Part 1 of 2)	Schedule 6 Page 2 of 2
Transmission Investment Base (Part 2 of 2)	Schedule 7
Capital Structure	Schedule 8
Expenses	Schedule 9
Other	Schedule 10
System Dispatch Expense - Component CCC	Schedule 11
Billing Units - Component BU	Schedule 12
ADIT Proration	Schedule 13

Informational Filing - Workpapers

Meters	Work paper 1
Deferred Taxes	Work paper 2
Employee Pensions and Benefits	Work paper 3 Page 1 of 4
FAS 87	Work paper 3 Page 2 of 4
FAS 106	Work paper 3 Page 3 of 4
Transparency worksheet	Work paper 3 Page 4 of 4
Bad Debt Expense	Work paper 4
Revenue Credits	Work paper 5
Debt Cost	Work paper 6
Rents	Work paper 7
Forecasted Plant	Work paper 8
Mid Year Trend Adjustment	Work paper 9
Schedule of RSS costs	Work paper 9A
Plant Held for Future Use	Work paper 10
Environmental Expense	Work paper 11
Research and Development Expense	Work paper 12
BU Workpaper	Work paper 13 Page 1 of 3
BU Workpaper	Work paper 13 Page 2 of 3
BU Workpaper	Work paper 13 Page 3 of 3
BU Reconcile	Work paper 14
NYPSC §18-a Assessments	Work paper 15
Summary of Billing Adjustments	Work paper 16

Shading denotes an input

2019

Calculation of RR

14.1.9.2 The RR component shall equal the (a) Historical Transmission Revenue Requirement plus (b) the Forecasted Transmission Revenue Requirement plus (c) the Annual True-Up, determined in accordance with the formula below.

Historical Transmission Revenue Requirement (Historical TRR)

<u>Line No.</u>		Reference <u>Section:</u>	<u>2019</u>	
1	<u>Historical Transmission Revenue Requirement (Historical TRR)</u>			
2				
3	14.1.9.2 (a) Historical TRR shall equal the sum of NMPC's (A) Return and Associated Income Taxes, (B) Transmission Related Depreciation Expense, (C)			
4	Transmission Related Real Estate Tax Expense, (D) Transmission Related Amortization of Investment Tax Credits,			
5	(E) Transmission Operation and Maintenance Expense, (F) Transmission Related Administrative and General Expenses, (G) Transmission			
6	Related Payroll Tax Expense, (H) Billing Adjustments, and (I) Transmission Related Bad Debt Expense less			
7	(J) Revenue Credits, and (K) Transmission Rents, all determined for the most recently ended calendar year as of the beginning of the update year.			
8				
9				
10	Return and Associated Income Taxes	(A)	\$204,433,468	Schedule 8, Line 64
11	Transmission-Related Depreciation Expense	(B)	\$71,602,680	Schedule 9, Line 6, column 5
12	Transmission-Related Real Estate Taxes	(C)	\$61,516,971	Schedule 9, Line 12, column 5
13	Transmission - Related Investment Tax Credit	(D)	(\$304,531)	Schedule 9, Line 16, column 5 times minus 1
14	Transmission Operation & Maintenance Expense	(E)	\$78,381,445	Schedule 9, Line 23, column 5
15	Transmission Related Administrative & General Expense	(F)	\$44,915,594	Schedule 9, Line 38, column 5
16	Transmission Related Payroll Tax Expense	(G)	\$2,325,883	Schedule 9, Line 44, column 5
17	Sub-Total (sum of Lines 10 - Line 16)		<u>\$462,871,510</u>	
18				
19	Billing Adjustments	(H)	\$0	Schedule 10, Lines 1
20	Bad Debt Expenses	(I)	\$0	Schedule 10, Lines 4
21	Revenue Credits	(J)	(\$20,953,455)	Schedule 10, Line 7
22	Transmission Rents	(K)	<u>(\$2,282,219)</u>	Schedule 10, Line 14
23				
24	Total Historical Transmission Revenue Requirement (Sum of Line 17 - Line 22)		\$439,635,836	

Shading denotes an input

2020

Line No.	Period	Reference	Source
1	14.1.9.2 (b)	FORECASTED TRANSMISSION REVENUE REQUIREMENTS	
2		Forecasted TRR shall equal (1) the Forecasted Transmission Plant Additions (FTPA) multiplied by the Adjusted Annual FTRRF (AFTRRF), plus (2) Forecasted ADIT Adjustment (FADITA), plus (3) the Mid-Year Trend Adjustment (MYTA), less (4) Transmission Support Payments (TSP), plus (5) the Tax Rate Adjustment (TRA), less (6) Other Billing Adjustments (OBA) as shown in the following formula:	
3			
4			
5		Forecasted TRR = (FTPA * AFTRRF) + FADITA + MYTA - TSP + TRA - OBA	
6			
7			
8			
9			
10	(1)	FORECASTED TRANSMISSION PLANT ADDITIONS (FTPA)	\$170,621,097 Workpaper 8, Section I, Line 16
11		Adjusted Annual Transmission Revenue Requirement Factor (AFTRRF)	10.78% Line 78
12		Sub-Total (Lines 10*11)	\$18,393,249
13			
14	(2)	FORECASTED ADIT ADJUSTMENT (FADITA)	
15		The Forecasted ADIT Adjustment (FADITA) shall equal the Forecasted ADIT (FADIT) multiplied by the Cost of Capital Rate, where:	
16			
17		Forecasted ADIT(FADIT) shall equal the projected change in Accumulated Deferred Income Taxes from the most recently	
18		concluded calendar year related to accelerated depreciation and associated with Transmission Plant for the	
19		Forecasted Period calculated in accordance with Treasury regulation Section 1.167(1)-1(h)(6).	
20			
21		Forecasted ADIT (FADIT)	(\$6,835,700) Schedule 13, Line 24
22		Cost of Capital Rate	9.2415% Schedule 8, Line 62
23		Forecasted ADIT Adjustment (FADITA)	(\$631,721) Line 22 * Line 23
24			
25			
26	(3)	MID YEAR TREND ADJUSTMENT (MYTA)	
27		The Mid-Year Trend Adjustment shall be the difference, whether positive or negative, between	
28		i) the Historical TRR Component (E) excluding Transmission Support Payments, based on actual data for the first three and (ii) the Historical TRR Component (E) excluding Transmission Support Payments, based on data for the first three months of the year prior to the Forecast Period.	
29			
30		Plus Mid-Year Trend Adjustment (MYTA)	\$4,720,808 Workpaper 9, line 32, variance column
31			
32			
33	(4)	TRANSMISSION SUPPORT PAYMENTS (TSP)	
34		Less Impact of Transmission Support Payments on Historical Transmission Revenue Requirement	\$0 Workpaper 9A
35		Less: Other Billing Adjustments - Dunkirk Settlement ER14-543-000	\$0 Schedule 10
36			
37	(5)	TAX RATE ADJUSTMENT (TRA)	
38		The Tax Rate Adjustment shall be the amount, if any, required to adjust Historical TRR Component (A) for any change in the Federal Income Tax Rate	
39		and/or the State Income Tax Rate that takes effect during the first five months of the Forecast Period.	
40			
41		Tax Rate Adjustment (TRA)	\$0
42			
43	(6)	OTHER BILLING ADJUSTMENTS (OBA)	
44		Other Billing Adjustments shall equal any amounts related to the HTRR calculation that are required to be adjusted in the current year's FTRR to remove the impact on the Update Year	
45			
46		Other Billing Adjustments (OBA)	\$0 Schedule 10, Line 1
47			
48			
49		Forecasted Transmission Revenue Requirement (Line 12 + Line 24 + Line 31 - Line 34 - Line 35 + Line 41 - Line 47)	22,482,336
50			
51	14.1.9.2 (c)	ADJUSTED ANNUAL FORECAST TRANSMISSION REVENUE REQUIREMENT FACTOR	
52		Adjusted Annual Forecast Transmission Revenue Requirement Factor (AFTRRF) shall equal the difference between the Annual Forecast	
53		Transmission Revenue Requirement Factor (FTRRF) and the quotient of (1) Cost of Capital Rate multiplied by the Transmission Related	
54		Accumulated Deferred Taxes less Accumulated Deferred Inv. Tax Cr (255) for the most recently concluded calendar year,	
55		and (ii) the year-end Transmission Plant in Service determined in accordance with Section 14.1.9.2 (a), component (A)1(a).	
56			
57		The Annual Forecast Transmission Revenue Requirement Factor (Annual FTRRF) shall equal the sum of Historical TRR components (A) through (C),	
58		divided by the year-end balance of Transmission Plant in Service determined in accordance with Section 14.1.9.2 (a), component (A)1(a).	
59			
60			
61		Derivation of Annual Forecast Transmission Revenue Requirement Factor (FTRRF)	
62		Investment Return and Income Taxes	(A) \$204,433,468 Schedule 1, Line 10
63		Depreciation Expense	(B) \$71,602,680 Schedule 1, Line 11
64		Property Tax Expense	(C) \$61,516,971 Schedule 1, Line 12
65		Total Expenses (Lines 62 thru 64)	\$337,553,119
66		Transmission Plant	(a) \$3,375,126,346 Schedule 6, Page 1, Line 12
67		Annual Forecast Transmission Revenue Requirement Factor (Lines 65 / Line 66)	10.00%
68			
69		Adjustment to FTRRF to reflect removal of ADIT that is subject to normalization	
70		Transmission Related ADIT Balance at year-end	(\$287,793,369) Schedule 7, Line 6, Column L
71		Less: Accumulated Deferred Inv. Tax Cr (255)	(\$3,300,933) Schedule 7, Line 5, Column L
72		Net Transmission ADIT Balance at year-end	(\$284,492,436) Line 70 - Line 71
73		Cost of Capital Rate	9.2415% Schedule 8, Line 62
74		Total Return and Income Taxes Associated with ADIT Balance at year-end	(\$26,291,340) Line 72 * Line 73
75			
76		Annual Forecast Transmission Revenue Requirement Factor (FTRRF)	10.00% Line 67
77		Less: Incremental Annual Forecast Transmission Revenue Requirement Factor Adjustment for ADIT	-0.78% Line 74 / Line 66
78		Adjusted Annual Forecast Transmission Revenue Requirement Factor (AFTRRF)	10.78% Line 76 - Line 77

Shading denotes an input

2019

Line No.					Source:						
1											
2	14.1.9.2(d)	The Annual True-Up (ATU) shall equal (1) the difference between the Actual Transmission Revenue Requirement and the Prior Year Transmission Revenue Requirement, plus (2) the difference between the Actual Scheduling, System Control and Dispatch costs and Prior Year Scheduling, System Control and Dispatch costs, less (3) the difference between the Actual Billing Units and the Prior Year Billing Units multiplied by the Prior Year Unit Rate, plus (4) Interest on the net differences.									
7	(1) Revenue Requirement (RR) of rate effective July 1 of prior year		\$417,178,200		Schedule 4, Line 1, Col (d)						
8	Less: Annual True-up (ATU) from rate effective July 1 of prior year		<u>(\$9,497,842)</u>		Schedule 4, Line 1, Col (c)						
9	Prior Year Transmission Revenue Requirement		\$426,676,042		Line 7 - Line 8						
11	Actual Transmission Revenue Requirement		\$439,635,836		Schedule 4, Line 2, Col (a)						
12	Difference		\$12,959,794		Line 11 - Line 9						
14	(2) Prior Year Scheduling, System Control and Dispatch costs (CCC)		\$6,189,585		Schedule 4, Line 1, Col (e)						
15	Actual Scheduling, System Control and Dispatch costs (CCC)		\$6,337,599		Schedule 4, Line 2, Col (e)						
16	Difference		\$148,014		Line 15 - Line 14						
18	(3) Prior Year Billing Units (MWH)		\$37,355,498		Schedule 4, Line 1, Col (f)						
19	Actual Billing Units		\$35,556,030		Schedule 4, Line 2, Col (f)						
20	Difference		\$1,799,468		Line 18 - Line 19						
21	Prior Year Indicative Rate		<u>\$11.33</u>		Schedule 4, Line 1, Col (g)						
22	Billing Unit True-Up		\$20,394,234		Line 20 * Line 21						
24	Total Annual True-Up before Interest		\$33,502,042		(Line 12 + Line 16 + Line 22)						
26	(4) Interest		\$918,508		Line 57, Column 9						
28	Annual True-up RR Component		\$34,420,550		(Line 24 + Line 26)						
30	Interest Calculation per 18 CFR Section 35.19a										
31		(1)	(2)	(3)	(4)	(5)	(6)	(7)	(8)	(9)	
32	Quarters		Annual Interest Rate	Accrued Prin & Int. @ Beg Of Period	Monthly (Over)/Under Recovery	Days in Period	Period Days	Multiplier	Accrued Prin & Int. @ End Of Period	Accrued Int. @ End Of Period	
36	3rd QTR '19		5.50%	0		92	92	1.0139	\$0	\$0	
37	July		5.50%		2,791,837	31	92	1.0139	\$2,830,643	\$38,807	
38	August		5.50%		2,791,837	31	61	1.0092	\$2,817,522	\$25,685	
39	September		5.50%		2,791,837	30	30	1.0045	\$2,804,400	\$12,563	
41	4th QTR '19		5.42%	8,452,565		92	92	1.0137	\$8,568,365	\$115,800	
42	October		5.42%		2,791,837	31	92	1.0137	\$2,830,085	\$38,248	
43	November		5.42%		2,791,837	30	61	1.0091	\$2,817,243	\$25,406	
44	December		5.42%		2,791,837	31	31	1.0046	\$2,804,679	\$12,842	
46	1st QTR '20		4.96%	17,020,372		91	91	1.0124	\$17,231,425	\$211,053	
47	January		4.96%		2,791,837	31	91	1.0124	\$2,826,456	\$34,619	
48	February		4.96%		2,791,837	29	60	1.0082	\$2,814,730	\$22,893	
49	March		4.96%		2,791,837	31	31	1.0042	\$2,803,563	\$11,726	
51	2nd QTR '20		4.75%	25,676,173		91	91	1.0118	\$25,979,152	\$302,979	
52	April		4.75%		2,791,837	30	91	1.0118	\$2,824,781	\$32,944	
53	May		4.75%		2,791,837	31	61	1.0079	\$2,813,892	\$22,056	
54	June		4.75%		2,791,837	30	30	1.0039	\$2,802,725	\$10,888	
57	Total (Over)/Under Recovery									\$33,502,042 (line 24)	\$918,508

(a) Interest rates shall be the interest rates as reported on the FERC Website <http://www.ferc.gov/legal/acct-matts/interest-rates.asp>
 (b) For leap years use 29 days in the month of February

Niagara Mohawk Power Corporation
Wholesale TSC Calculation Information

Attachment 1
Schedule 4

Shading denotes an input

Line No.	Description	(a) Historical Transmission Revenue Requirement (Historical TRR)	(b) Forecasted Transmission Revenue Requirement	(c) Annual True Up	(d) Revenue Requirement (RR)	(e) Scheduling System Control and Dispatch Costs (CCC)	(f) Annual Billing Units (BU) MWh	(g) Rate \$/MWh (*)
1	Current Year Rates Effective July 1, 2019	410,357,045	16,318,997	(9,497,842)	417,178,200	6,189,585	37,355,498	11.33348
2	Current Year Rates Effective July 1, 2020	439,635,836	22,482,336	34,420,550	496,538,722	6,337,599	35,556,030	14.14321
3	Increase/(Decrease)				79,360,522	148,014	(1,799,468)	2.8097
4	Percentage Increase/(Decrease)							24.79%
1.)	Information directly from Niagara Mohawk Prior Year Informational Filing.							
2.)								
(a)	Schedule 1, Line 24							
(b)	Schedule 2, Line 49							
(c)	Schedule 3, Line 28							
(d)	Attachment H, Section 14.1.9.2 The RR Component shall equal Col (a) Historical Transmission Revenue Requirement plus (b) the Forecasted Transmission Revenue Requirement which shall exclude Transmission Support Payments, plus Col (c) the Annual True-Up							
(e)	Schedule 11, Line 21 - Annual Scheduling, System Control and Dispatch Costs. (i.e. the Transmission Component of control center costs) as recorded in FERC Account 561 and its associated sub-accounts from the prior calendar year excluding any NY Independent System Operating (NYISO) system control and load dispatch expenses already recovered under Schedule 1 of the NYISO Tariff.							
(f)	Schedule 12, Line 17 - Billing Units shall be the total Niagara Mohawk load as reported to the NYISO for the calendar year prior to the Forecast Period, including the load for customers taking service under Niagara Mohawk's TSC rate. The total Niagara Mohawk load will be adjusted to exclude (i) load associated with wholesale transactions being revenue credited through the WR, CRR, SR, ECR, and Reserved components of Attachment H of the NYISO TSC rate including Niagara Mohawk's external sales, load associated with grandfathered OATT agreements, and any load related to pre-OATT grandfathered agreements; (ii) load associated with transactions being revenue credited under Historical TRR Component J; and (iii) load associated with netted station service.							
(g)	(Col (d) + Col (e)) / Col (f)							
(*)	The rate column represents the unit rate prior to adjustments; the actual rate will be determined pursuant to the applicable TSC formula rate.							

Niagara Mohawk Power Corporation
Allocation Factors - As calculated pursuant to Section 14.1.9.1

Attachment 1
Schedule 5

		2019		
Line No.	Description	Amount	Source	Definition
1	14.1.9.1.1. <u>Electric Wages and Salaries Factor</u>	83.50%		Fixed per settlement Docket ER08-552
2				
3	14.1.9.1.3. <u>Transmission Wages and Salaries Allocation Factor</u>	13.00%		Fixed per settlement Docket ER08-552
4				
5				
6				
7				
8	14.1.9.1.2. <u>Gross Transmission Plant Allocation Factor</u>			
9	Transmission Plant in Service	\$3,375,126,346	Schedule 6, Page 2, Line 3, Col 5	Gross Transmission Plant Allocation Factor shall equal the total investment in
10	Plus: Transmission Related General	\$38,856,620	Schedule 6, Page 2, Line 5, Col 5	Transmission Plant in Service, Transmission Related Electric General Plant,
11	Plus: Transmission Related Common	\$30,744,657	Schedule 6, Page 2, Line 10, Col 5	Transmission Related Common Plant and Transmission Related
12	Plus: Transmission Related Intangible Plant	\$991,521	Schedule 6, Page 2, Line 15, Col 5	Intangible Plant
13	Gross Transmission Investment	\$3,445,719,143	Sum of Lines 9 - 13	divided by Total Electric Plant plus Electric Common Plant.
14				
15	Total Electric Plant	\$10,265,578,056	FF1 207.104g	
16	Plus: Electric Common	\$236,497,361	Schedule 6, Page 2, Line 10, Col 3	
17	Gross Electric Plant in Service	\$10,502,075,417	Line 15 + Line 16	
18				
19	Percent Allocation	32.81%	Line 13 / Line 17	
20				
21	14.1.9.1.4. <u>Gross Electric Plant Allocation Factor</u>			
22				
23	Total Electric Plant in Service	\$10,265,578,056	Line 15	Gross Electric Plant Allocation Factor shall equal
24	Plus: Electric Common Plant	\$236,497,361	Schedule 6, Page 2, Line 10, Col 3	Gross Electric Plant divided by the sum of Total Gas Plant,
25	Gross Electric Plant in Service	\$10,502,075,417	Line 23 + Line 24	Total Electric Plant, and Total Common Plant
26				
27	Total Gas Plant in Service	\$2,598,928,474	FF1 201.8d	
28	Total Electric Plant in Service	\$10,265,578,056	Line 15	
29	Total Common Plant in Service	\$283,230,373	Schedule 6, Page 2, Line 10, Col 1	
30	Gross Plant in Service (Gas & Electric)	\$13,147,736,903	Sum of Lines 27-Lines 29	
31				
32	Percent Allocation	79.88%	Line 25 / Line 30	

Line No.	Description	Reference Section:	2020	Reference
1	14.1.9.2 (a) <u>Transmission Investment Base</u>			
2				
3	A.1. Transmission Investment Base shall be defined as (a) Transmission Plant in Service, plus (b) Transmission Related Electric General Plant, plus			
4	(c) Transmission Related Common Plant, plus (d) Transmission Related Intangible Plant, plus (e) Transmission Related Plant Held for Future Use, less			
5	(f) Transmission Related Depreciation Reserve, less (g) Transmission Related Accumulated Deferred Taxes, plus (h) Transmission Related			
6	Regulatory Assets net of Regulatory Liabilities, plus (i) Transmission Related Prepayments, plus (j) Transmission Related Materials and Supplies,			
7	plus (k) Transmission Related Cash Working Capital.			
8				
9				
10				
11				
12	Transmission Plant in Service	(a)	\$3,375,126,346	Schedule 6, page 2, line 3, column 5
13	General Plant	(b)	\$38,856,620	Schedule 6, page 2, line 5, column 5
14	Common Plant	(c)	\$30,744,657	Schedule 6, page 2, line 10, column 5
15	Intangible Plant	(d)	\$991,521	Schedule 6, page 2, line 15, column 5
16	Plant Held For Future Use	(e)	\$0	Schedule 6, page 2, line 19, column 5
17	Total Plant (Sum of Line 12 - Line 16)		<u>\$3,445,719,143</u>	
18				
19	Accumulated Depreciation	(f)	(<u>\$719,065,882</u>)	Schedule 6, page 2, line 29, column 5
20	Accumulated Deferred Income Taxes	(g)	(<u>\$287,793,369</u>)	Schedule 7, line 6, column 5
21	Other Regulatory Assets	(h)	(<u>\$263,851,744</u>)	Schedule 7, line 11, column 5
22	Net Investment (Sum of Line 17 -Line 21)		<u>\$2,175,008,148</u>	
23				
24	Prepayments	(i)	\$12,556,970	Schedule 7, line 15, column 5
25	Materials & Supplies	(j)	\$14,763,902	Schedule 7, line 21, column 5
26	Cash Working Capital	(k)	<u>\$9,797,681</u>	Schedule 7, line 28, column 5
27				
28	Total Investment Base (Sum of Line 22 - Line 26)		<u>\$2,212,126,700</u>	

Shading denotes an input

		2019						
		(1)	(2)	(3) = (1)*(2)	(4)	(5) = (3)*(4)		
Line							FERC Form 1/PSC Report Reference for	
No.	Total	Allocation Factor	Electric Allocated	Allocation Factor	Transmission Allocated	col (1)	Definition	
1	<u>Transmission Plant</u>				\$3,375,023,637	FF1 207.58g	14.1.9.2(a)A.1.(a)	Transmission Plant in Service shall equal the balance of total investment in Transmission Plant plus Wholesale Metering Investment
2	Wholesale Meter Plant				\$102,709	Workpaper 1		
3	Total Transmission Plant in Service (Line 1+ Line 2)				\$3,375,126,346			
4								
5	<u>General Plant</u>	\$298,897,074	100.00%	\$298,897,074	13.00% (c) <u>\$38,856,620</u>	FF1 207.99g	14.1.9.2(a)A.1.(b)	Transmission Related Electric General Plant shall equal the balance of investment in Electric General Plant multiplied by the Transmission Wages and Salaries Allocation Factor
6								
7								
8								
9								
10	<u>Common Plant</u>	\$283,230,373	83.50% (a)	\$236,497,361	13.00% (c) <u>\$30,744,657</u>	FF1 201.8h	14.1.9.2(a)A.1.(c)	Transmission Related Common Plant shall equal Common Plant multiplied by the Electric Wages and Salaries Allocation Factor and further multiplied by the Transmission Wages and Salaries Allocation Factor.
11								
12								
13								
14								
15	<u>Intangible Plant</u>	\$7,627,081	100.00%	7,627,081	13.00% (c) <u>\$991,521</u>	FF1 205.5g	14.1.9.2(a)A.1.(d)	Transmission Related Intangible Plant shall equal Intangible Electric Plant multiplied by the Transmission Wages and Salaries Allocation Factor.
16								
17								
18								
19	<u>Transmission Plant Held for Future Use</u>	\$0				Workpaper 10	14.1.9.2(a)A.1.(e)	Transmission Related Plant Held for Future Use shall equal the balance in Plant Held for Future Use associated with property planned to be used for transmission service within five years
20								
21								
22								
23	<u>Transmission Accumulated Depreciation</u>							
24	Transmission Accumulated Depreciation	(\$684,130,900)				FF1 219.25b	14.1.9.2(a)A.1.(f)	Transmission Related Depreciation Reserve shall equal the balance of: (i) Transmission Depreciation Reserve, plus (ii) the product of Electric General Plant Depreciation Reserve multiplied by the Transmission Wages and Salaries Allocation Factor, plus (iii) the product of Common Plant Depreciation Reserve multiplied by the Electric Wages and Salaries Allocation Factor and further multiplied by the Transmission Wages and Salaries Allocation Factor plus (iv) the product of Intangible Electric Plant Depreciation Reserve multiplied by the Transmission Wages and Salaries Allocation Factor plus (v) depreciation reserve associated with the Wholesale Metering Investment
25	General Plant Accumulated Depreciation	(\$186,619,249)	100.00%	(\$186,619,249)	13.00% (c) <u>(\$24,260,502)</u>	FF1 219.28b		
26	Common Plant Accumulated Depreciation	(\$92,572,435)	83.50% (a)	(\$77,297,983)	13.00% (c) <u>(\$10,048,738)</u>	FF1 356.1 End of Year Balance		
27	Amortization of Other Utility Plant	(\$4,409,982)	100.00%	(\$4,409,982)	13.00% (c) <u>(\$573,298)</u>	FF1 200.21c		
28	Wholesale Meters	(\$52,444)				Workpaper 1		
29	Total Depreciation (Sum of line 24 - Line 28)				<u>(\$719,065,882)</u>			
30								
31								
32								
33								
34								
35								
36								

Allocation Factor Reference
(a) Schedule 5, line 1
(b) Schedule 5, line 32 - not used on this Schedule
(c) Schedule 5, line 3
(d) Schedule 5, line 19 - not used on this Schedule

Niagara Mohawk Power Corporation
Annual Revenue Requirements of Transmission Facilities
Transmission Investment Base (Part 2 of 2)
Attachment H Section 14.1.9.2 (a) A. 1.

Shading denotes an input

		2019						
Line No.	(1) Total	(2) Allocation Factor	(3) = (1)*(2) Electric Allocated	(4) Allocation Factor	(5) = (3)*(4) Transmission Allocated	FERC Form 1/PSC Report Reference for col (1)	Definition	
1	<u>Transmission Accumulated Deferred Taxes</u>							
2	Accumulated Deferred Taxes (281-282)		(\$1,413,063,221)	32.81% (d)	(\$463,624,455)	FF1 275.2k	14.1.9.2(a)A.1.(g) Transmission Related Accumulated Deferred Income Taxes shall equal the electric balance of Total Accumulated Deferred Income Taxes (FERC Accounts 190, 55,281, 282, and 283 net of stranded costs), multiplied by the Gross Transmission Plant Allocation Factor.	
3	Accumulated Deferred Taxes (283)		(\$108,711,470)	32.81% (d)	(\$35,668,111)	Workpaper 2, Line 5		
4	Accumulated Deferred Taxes (190)		\$654,681,090	32.81% (d)	\$214,800,130	FF1 234.8c		
5	Accumulated Deferred Inv. Tax Cr (255)		(\$10,060,787)	32.81% (d)	(\$3,300,933)	FF1 267.8(h)		
6	Total (Sum of line 2 - Line 5)		(\$877,154,388)		(\$287,793,369)			
7								
8	<u>Other Regulatory Assets</u>							
9	FAS 109 (Asset Account 182.3)		\$418,957	32.81% (d)	\$137,459	FF1 232 Lines 2, 20, 25, 31	14.1.9.2(a)A.1.(h) Transmission Related Regulatory Assets shall be Regulatory Assets net of Regulatory Liabilities multiplied by the Gross Transmission Plant Allocation Factor.	
10	FAS 109 (Liability Account 254) (A)		(\$804,602,583)	32.81% (d)	(\$263,989,203)	FF1 278 Lines 1 & 29(f)		
11	Total (line 9 + Line 10)		(\$804,183,626)		(\$263,851,744)			
12								
13	<u>Transmission Prepayments</u>		\$47,913,290			FF1 111.57c	14.1.9.2(a)A.1.(i) Transmission Related Prepayments shall be the product of Prepayments excluding Federal and State taxes multiplied by the Gross Electric Plant Allocation Factor and further multiplied by the Gross Transmission Plant Allocation Factor.	
14	Less: Prepaid State and Federal Income Tax		\$0			FF1 263 Lines 2 & 7h		
15	Total Prepayments (Line 13 + Line 14)	79.88% (b)	\$38,271,909	32.81% (d)	\$12,556,970			
16								
17								
18	<u>Transmission Material and Supplies</u>						14.1.9.2(a)A.1.(j) Transmission Related Materials and Supplies shall equal: (i) the balance of Materials and Supplies assigned to Transmission plus (ii) the product of Material and Supplies assigned to Construction multiplied by the Gross Electric Plant Allocation Factor and further multiplied by Gross Transmission Plant Allocation Factor	
19	Trans. Specific O&M Materials and Supplies		\$5,089,059		\$5,089,059	FF1 227.8c		
20	Construction Materials and Supplies		\$36,916,034	79.88% (b)	\$9,674,843	FF1 227.5c		
21	Total (Line 19 + Line 20)		\$29,487,582	32.81% (d)	\$14,763,902			
22								
23								
24								
25	<u>Cash Working Capital</u>						14.1.9.2(a)A.1.(k) Transmission Related Cash Working Capital shall be an allowance equal to the product of: (i) 12.5% (45 days/ 360 days = 12.5%) multiplied by (ii) Transmission Operation and Maintenance Expense	
26	Operation & Maintenance Expense				\$78,381,445	Schedule 9, Line 23		
27					0.1250	x 45 / 360		
28	Total (line 26 * line 27)				\$9,797,681			
29								
30								

Allocation Factor Reference
(a) Schedule 5, line 1 - not used on this Schedule
(b) Schedule 5, line 32
(c) Schedule 5, line 3 - not used on this Schedule
(d) Schedule 5, line 19

Shading denotes an input

2019

Line No.

The Cost of Capital Rate shall equal the proposed Weighted Costs of Capital plus Federal Income Taxes and State Income Taxes.

The Weighted Costs of Capital will be calculated for the Transmission Investment Base using NMPC's actual capital structure and will equal the sum of (i), (ii), and (iii) below:

- (i) The long-term debt component, which equals the product of the actual weighted average embedded cost to maturity of NMPC's long-term debt outstanding during the year and the sum of (a) the ratio of actual long-term debt to total capital at year-end; and (b) the extent, if any, by which the ratio of NMPC's actual common equity to total capital at year end exceeds fifty percent (50%). Long term debt shall be defined as the average of the beginning of the year and end of the year balances of the following: long term debt less the unamortized Discounts on Long-Term Debt less the unamortized Loss on Reacquired Debt plus Unamortized Gain on Reacquired Debt. Cost to maturity of NMPC's long-term debt shall be defined as the cost of long term debt included in the debt discount expense and any loss or gain on reacquired debt.
- (ii) the preferred stock component, which equals the product of the actual weighted average embedded cost to maturity of NMPC's preferred stock then outstanding and the ratio of actual preferred stock to total capital at year-end;
- (iii) The return on equity component shall be the product of the allowed return on equity of 10.3% and the ratio of NMPC's actual common equity to total capital at year-end, provided that such ratio shall not exceed fifty percent (50%).

			CAPITALIZATION	Source:	CAPITALIZATION RATIOS	COST OF CAPITAL	Source:	WEIGHTED COST OF CAPITAL	EQUITY PORTION
	(i)	LONG-TERM DEBT	\$2,517,552,507	Workpaper 6, Line 16b	49.61%	4.21%	Workpaper 6, Line 17c	2.09%	
	(ii)	PREFERRED STOCK	\$28,984,701	FF1 112.3c	0.39%	3.66%	Workpaper 6, Line 24d	0.01%	0.01%
4673090840	(iii)	COMMON EQUITY	\$4,974,949,639	FF1 112.16c - FF1 112.3,12,15c	50.00%	10.30%	Per Tariff	5.15%	5.15%
		TOTAL INVESTMENT RETURN	\$7,521,486,847		100.00%			7.25%	5.16%

14.1.9.2.2.(b) Federal Income = $\left(\frac{A + \frac{B}{1}}{C} \right) \times \text{Federal Income Tax Rate}$

Where A is the sum of the preferred stock component and the return on equity component, each as determined in Sections (a)(ii) and for the ROE set forth in (a)(iii) above, B is the Equity AFUDC component of Depreciation Expense for Transmission Plant in Service as defined at Section 14.1.9.1.16 (FF1 117.38c), and C is the Transmission Investment Base as shown at Schedule 6, Page 1 of 2, Line 28.

= $\left(\frac{0.0516 + \left(\frac{\$10,364,670}{\$2,212,126,700} \right)}{1} \right) \times 21\%$

= 0.0149619

14.1.9.2.2.(c) State Income Tax shall equal = $\left(\frac{A + \frac{B}{1}}{C} \right) \times \text{Federal Income Tax} \times \text{State Income Tax Rate}$

Where A is the sum of the preferred stock component and the return on equity component as determined in (a)(ii) and (a)(iii) above, B is the Equity AFUDC component of Depreciation Expense for Transmission Plant in Service as defined at Section 14.1.9.1.16 above, and C is the Transmission Investment Base as shown at Schedule 6, Page 1 of 2, Line 28.

= $\left(\frac{0.0516 + \left(\frac{\$10,364,670}{\$2,212,126,700} \right)}{1} \right) \times 0.0149619 \times 6.50\%$

= 0.0049530

(a)+(b)+(c) Cost of Capital Rate = 9.24%

14.1.9.2(a) A. Return and Associated Income Taxes shall equal the product of the Transmission Investment Base and the Cost of Capital Rate

Transmission Investment Base	\$2,212,126,700	Schedule 6, page 1 of 2, Line 28
Cost of Capital Rate	9.2415%	Line 53
= Investment Return and Income Taxes	\$204,433,468	Line 60 x Line 62

Shading denotes an input

		2019						
Line No.		(1) Total	(2) Allocation Factor	(3) = (1)*(2) Electric Allocated	(4) Allocation Factor	(5) = (3)*(4) Transmission Allocated	FERC Form 1 Reference for col (1)	Definition
Depreciation Expense								
1	Transmission Depreciation	\$69,729,017				\$69,729,017	FF1 336.7f	14.1.9.2.B. Transmission Related Depreciation Expense shall equal the sum of: (i) Depreciation Expense for Transmission Plant in Service, plus (ii) the product of Electric General Plant Depreciation Expense multiplied by the Transmission Wages and Salaries Allocation Factor plus (iii) Common Plant Depreciation Expense multiplied by the Electric Wages and Salaries Allocation Factor, further multiplied by the Transmission Wages and Salaries Allocation Factor plus (iv) Intangible Electric Plant Depreciation Expense multiplied by the Transmission Wages and Salaries Factor plus (v) depreciation expense associated with the Wholesale Metering Investment.
2	General Depreciation	\$7,922,017	100.0000%	\$7,922,017	13.0000% (c)	\$1,029,862	FF1 336.10f	
3	Common Depreciation	\$7,329,822	83.5000% (a)	\$6,120,401	13.0000% (c)	\$795,652	FF1 356.1	
4	Intangible Depreciation	\$330,479	100.0000%	\$330,479	13.0000% (c)	\$42,962	FF1 336.1f	
5	Wholesale Meters					\$5,187	Workpaper 1	
6	Total (line 1+2+3+4+5)					\$71,602,680		
Real Estate Taxes								
12	Real Estate Taxes	\$187,495,219	100.0000%	\$187,495,219	32.8099% (d)	\$61,516,971	FF1 263.25i	14.1.9.2.C. Transmission Related Real Estate Tax Expense shall equal the electric Real Estate Tax Expenses multiplied by the Gross Transmission Plant Allocation Factor.
Amortization of Investment Tax Credits								
16	Amortization of Investment Tax Credits	\$1,161,992	79.8774% (b)	\$928,169	32.8099% (d)	\$304,531	FF1 117.58c	14.1.9.2.D. Transmission Related Amortization of Investment Tax Credits shall equal the product of Amortization of Investment Tax Credits multiplied by the Gross Electric Plant Allocation Factor and further multiplied by the Gross Transmission Plant Allocation Factor
Transmission Operation and Maintenance								
21	Operation and Maintenance (A)	\$88,357,986				\$88,357,986	FF1 321.112b	14.1.9.2.E. Transmission Operation and Maintenance Expense shall equal the sum of electric expenses as recorded in FERC Account Nos. 560, 562-574
22	LESS: Load Dispatching - #561	\$9,976,541				\$9,976,541	FF1 321.84-92b	
23	O&M (Line 21 - Line 22)	\$78,381,445				\$78,381,445		
Transmission Administrative and General								
26	Total Administrative and General	\$298,496,426						14.1.9.2.F. Transmission Related Administrative and General Expenses shall equal the product of electric Administrative and General Expenses, excluding the sum of Electric Property Insurance, Electric Research and Development Expense and Electric Environmental Remediation Expense, and 50% of the NYPSC Regulatory Expense multiplied by the Transmission Wages and Salaries Allocation Factor, plus the sum of Electric Property Insurance multiplied by the Gross Transmission Plant Allocation Factor, plus transmission-specific Electric Research and Development Expense, and transmission-specific Electric Environmental Remediation Expense. In addition, Administrative and General Expenses shall exclude the actual Post-Employment Benefits Other than Pensions ("PBOP") included in FERC Account 926, and shall add back in the amounts shown on Workpaper 3, page 1, or other amount subsequently approved by FERC under Section 205 or 206.
27	LESS: Property Insurance (#924)	\$3,255,500					FF1 323.197b	
28	LESS: Pensions and Benefits (#926)	\$68,739,441					FF1 323.185b	
29	LESS: Research and Development Expenses (#930)	\$1,389,059					FF1 323.187b	
30	LESS: 50% of NY PSC Regulatory Expense	\$4,171,809					Workpaper 12	
31	LESS: 18a Charges (Temporary Assessment)	-\$42					50% of Workpaper 15	
32	LESS: Environmental Remediation Expense	\$27,721,336					Workpaper 15	
33	Subtotal (Line 26-27-28-29-30-31-32)	\$193,219,322	100.0000%	\$193,219,322	13.0000% (c)	\$25,118,512	Workpaper 11	
34	PLUS Property Insurance alloc. using Plant Allocation	\$3,255,500	100.0000%	\$3,255,500	32.8099% (d)	\$1,068,126	Line 27	
35	PLUS Pensions and Benefits	\$141,450,782	100.0000%	\$141,450,782	13.0000% (c)	\$18,388,602	Workpaper 3	
36	PLUS Transmission-Related Research and Development	\$340,354				\$340,354	Workpaper 12	
37	PLUS Transmission-Related Environmental Expense	\$0				\$0	Workpaper 11	
38	Total A&G (Line 33+34+35+36+37)	\$338,265,958		\$337,925,604		\$44,915,594		
Payroll Tax Expense								
41	Federal Unemployment	(\$1,805,810)					FF1 263.4i	14.1.9.2.G. Transmission Related Payroll Tax Expense shall equal the product of electric Payroll Taxes multiplied by the Transmission Wages and Salaries Allocation Factor.
42	FICA	\$19,671,600					FF1 263.3i	
43	State Unemployment	\$25,618					FF1 263.9i	
44	Total (Line 41+42+43)	\$17,891,408	100.0000%	\$17,891,408	13.0000% (b)	\$2,325,883		

Allocation Factor Reference

- (a) Schedule 5, line 1
- (b) Schedule 5, line 32
- (c) Schedule 5, line 3
- (d) Schedule 5, line 19

Niagara Mohawk Power Corporation
 Annual Revenue Requirements of Transmission Facilities
 Other - Billing Adjustments, Bad Debt Expense, Revenue Credits, and Transmission Rents
 Attachment H Section 14.1.9.2 (a)

Shading denotes an input 2019

Line No.	Description	(1) Total	Source	Definition
1	Billing Adjustments	\$0	Workpaper 16	14.1.9.2.H. Billing Adjustments shall be any adjustments made in accordance with Section 14.1.9.4.4 below. () indicates a refund or a reduction to the revenue requirement on Schedule 1
2				
3				
4	Bad Debt Expense	\$0	Workpaper 4	14.1.9.2.I. Transmission Related Bad Debt Expense shall equal Bad Debt Expense as reported in Account 904 related to NMPC's wholesale transmission billing.
5				
6				
7	Revenue Credits	(\$20,953,455)	Workpaper 5	14.1.9.2.J. Revenue Credits shall equal all Transmission revenue recorded in FERC account 456 excluding (a) any NMPC revenues already reflected in the WR, CRR, SR, ECR and Reserved components in Attachment H of the NYISO TSC rate; (b) excluding any revenues associated with expenses that have been excluded from NMPC's revenue requirement; and (c) any revenues associated with transmission service provided under this TSC rate, for which the load is reflected in the calculation of BU.
8				
9				
10				
11				
12				
13				
14	Transmission Rents	(\$2,282,219)	Workpaper 7	14.1.9.2.K. Transmission Rents shall equal all Transmission-related rental income recorded in FERC account 454.615
15				
16				
17				
18				
19				
20				
21				
22				
23				
24				
25				
26				
27				
28				
29				
30				
31				
32				
33				
34				
35				
36				
(b)	List of Items excluded from the Revenue Requirement			14.1.9.4(d) 1 Any changes to the Data Inputs for an Annual Update, including but not limited to revisions resulting from any FERC proceeding to consider the Annual Update, or as a result of the procedures set forth herein, shall take effect as of the beginning of the Update Year and the impact of such changes shall be incorporated into the charges produced by the Formula Rate (with interest determined in accordance with 18 C.F.R. § 38.19(a)) in the Annual Update for the next effective Update Year. This mechanism shall apply in lieu of mid-Update Year adjustments and any refunds or surcharges, except that, if an error in a Data Input is discovered and agreed upon within the Review Period, the impact of such change shall be incorporated prospectively into the charges produced by the Formula Rate during the remainder of the year preceding the next effective Update Year, in which case the impact reflected in subsequent charges shall be reduced accordingly. 2 The impact of an error affecting a Data Input on charges collected during the Formula Rate during the five (5) years prior to the Update Year in which the error was first discovered shall be corrected by incorporating the impact of the error on the charges produced by the Formula Rate during the five-year period into the charges produced by the Formula Rate (with interest determined in accordance with 18 C.F.R. § 38.19(a)) in the Annual Update for the next effective Update Year. Charges collected before the five-year period shall not be subject to correction.

Shading denotes an input

The CCC shall equal the annual Scheduling, System Control and Dispatch Costs (i.e., the transmission component of control center costs) as recorded in FERC Account 561 and its associated sub-accounts using information from the prior calendar year, excluding NYISO system control and load dispatch expense already recovered under Schedule 1 of the NYISO Tariff.

Line No.	Scheduling and Dispatch Expenses	2019	Source
1			
2			
3	Accounts 561 Load Dispatching	\$0	FF1 321.84b
4	Accounts 561.1 Reliability	278,243	FF1 321.85b
5	Accounts 561.2 Monitor and Operate Transm. System	5,725,426	FF1 321.86b
6	Accounts 561.3 Transmission Service and Schedule	-	FF1 321.87b
7	Accounts 561.4 Scheduling System Control and Dispatch	3,103,063	FF1 321.88b
8	Accounts 561.5 Reliability, Planning and Standards Development	333,930	FF1 321.89b
9	Accounts 561.6 Transmission Service Studies	-	FF1 321.90b
10	Accounts 561.7 Generation Interconnection Studies	-	FF1 321.91b
11	Accounts 561.8 Reliability, Planning and Standards Dev. Services	535,879	FF1 321.92b
12			
13	Total Load Dispatch Expenses (sum of Lines 3 - 11)	\$9,976,541	sum lines 3 - 11
14			
15	Less Account 561 directly recovered under Schedule 1 of the NY ISO Tariff		
16			
17	Accounts 561.4 Scheduling System Control and Dispatch	3,103,063	Line 7
18	Accounts 561.8 Reliability, Planning and Standards Dev. Services	\$535,879	Line 11
19	Total NYISO Schedule 1	3,638,942	Line 17 + Line 18
20			
21	Total CCC Component	\$6,337,599	Line 13 - Line 19

Shading denotes an input

BU shall be the total Niagara Mohawk load as reported to the NYISO for the calendar billing year prior to the Forecast Period, including the load for customers taking service under Niagara Mohawk's TSC Rate. The total Niagara Mohawk load will be adjusted to exclude (i) load associated with wholesale transactions being revenue credited through the WR, CRR, SR, ECR and Reserved components of Workpaper H of the NYISO TSC rate including Niagara Mohawk's external sales, load associated with grandfathered OATT agreements, and any load related to pre-OATT grandfathered agreements; (ii) load associated with transactions being revenue credited under Historical TRR Component J; and (iii) load associated with netted station service

Line No.		SOURCE
1	Subzone 1	Workpaper 13
2	Subzone 2	Workpaper 13
3	Subzone 3	Workpaper 13
4	Subzone 4	Workpaper 13
5	Subzone 29	Workpaper 13
6	Subzone 31	Workpaper 13
7	Total NIMO Load report to NYISO	Sum Lines 1-6
8	LESS: All non-retail transactions	
9	Watertown	FF1 page 329.10.j
10	Disputed Station Service	NIMO TOL (transmission owner load)
11	Other non-retail transactions	All other non-retail transactions (Sum of 300,000 series PTID's from TOL)
12	Total Deductions	Sum Lines 9 - 11
13	PLUS: TSC Load	
14	NYMPA Muni's, Misc. Villages, Jamestown (X1)	FF1 page 329.17.j
15	NYPA Niagara Muni's (X2)	FF1 page 329.1.j
16	Total additions	Sum Lines 14 -15
17	Total Billing Units	Line 7 - Line 12 + Line 16

Niagara Mohawk Power Corporation
Forecasted Accumulated Deferred Income Taxes (FADIT)

Shading denotes an input

Line No.	Description	Amount
1	Total Transmission ADIT Balance at year-end	(287,793,369) Schedule 7, Line 6, Column L
2	Less: Accumulated Deferred Inv. Tax Cr (255)	(3,300,933) Schedule 7, Line 5, Column L
3	Net Transmission ADIT Balance at year-end (a)	(284,492,436) Line 1 - Line 2
4		
5	Forecasted Transmission Related ADIT Balance	(294,149,011) Internal Records
6		
7	Change in ADIT	(9,656,575) Line 5 - Line 3
8		
9	Monthly Change in ADIT	(804,715) Line 7 / 12 Months
10		


	(A) Month	(B) Remaining Days in the Year	(C) = (B) / Line 17 (B) IRS Proration %	(D) = Line 9 *(C) Prorated ADIT
11	Month 1	335	100.00%	(804,715)
12	Month 2	306	100.00%	(804,715)
13	Month 3	275	100.00%	(804,715)
14	Month 4	245	100.00%	(804,715)
15	Month 5	214	100.00%	(804,715)
16	Month 6	184	100.00%	(804,715)
17	Month 7	153	83.15%	(669,138)
18	Month 8	122	66.30%	(533,561)
19	Month 9	92	50.00%	(402,357)
20	Month 10	61	33.15%	(266,780)
21	Month 11	31	16.85%	(135,577)
22	Month 12	-	0.00%	-
23	Total Prorated ADIT Change (Sum of 12 through 23)			
24				\$ (6,835,700) to Schedule 2, Line 22

(a) The balance in Line 1, Total Transmission ADIT Balance at year-end, shall equal such ADIT that is subject to the normalization rules prescribed by the IRS and the net of the amounts recorded in FERC Account Nos. 281-283 and 190.

Shading denotes an input


2019

Line No.		Quantity	Accumulated Cost	Avg Cost
1	A/C 37030 Large Meter Install - Bare Cost			
2	1996	1,166	187,299	
3	1997	3,499	611,185	
4	1998	1,945	342,749	
5	1999	3,208	543,890	
6	2000	2,128	355,922	
7	2001	23	4,082	
8	2002	549	119,408	
9	2003	1,924	424,599	
10	2004	9,837	2,445,196	
11	2005	2,086	512,695	
12	2006	1,764	1,201,590	
13	2007	858	261,095	
14	2008	2,020	623,333	
15	2009	768	363,213	
16	2010	3,551	531,057	
17	2011	1	893	
18	2012	1,822	1,510,260	
19	2013	1,132	285,893	
20	2014	444	205,444	
21	2015	12,614	2,516,254	
22	2016	9,193	1,476,115	
23	2017	9,466	1,331,204	
24	2018	3,550	5,073,893	
25	2019	767	1,224,379	
26	Total	74,315	22,151,649	\$ 298.08
27	Net Plant Ratio (Remaining Life / Average Life) (Line 73/ Line 75)			64.35%
28	Net Bare Costs (Line 26 * Line 27)			\$ 191.81
29				
30	A/C 37035 Large Meter - Installation Cost			
31	1996	1,145	\$ 972,406	
32	1997	3,469	3,206,069	
33	1998	1,931	1,799,782	
34	1999	3,176	2,855,025	
35	2000	2,109	1,868,785	
36	2001	21	17,056	
37	2002	545	626,175	
38	2003	1,747	2,053,877	
39	2004	8,536	11,510,054	
40	2005	920	1,194,469	
41	2006	1,828	4,499,390	
42	2007	83	143,167	
43	2008	128	166,614	
44	2009	97	114,322	
45	2010	66	88,118	
46	2011	71	85,734	
47	2012	219	342,160	
48	2013	46	104,484	
49	2014	67	74,223	
50	2015	105	146,953	
51	2016	112	388,930	
52	2017	117	219,629	
53	2018	171	128,726	
54	2019	244	70,236	
55	Total	26,953	32,676,384	\$ 1,212
56	Net Plant Ratio (Remaining Life / Average Life) (Line 74 / Line 75)			45.15%
57	Net Installation Costs (Line 55 * Line 56)			\$ 547
58	Number of Meters			68
59	Total Gross Asset Value Meters (Line 26 * Line 58)			\$ 20,269
60	Estimated Depreciation Reserve (Line 61 - Line 59)			\$ (7,226)
61	Net Asset Value on Meters (Line 28 * Line 58)			\$ 13,043
62	Annual Depreciation Expense @ 20 year life or 5.05% (Line 59 * .0505)			\$ 1,024
63				
64	Total Gross Asset Value Installation (Line 55 * Line 58)			\$ 82,440
65	Estimated Depreciation Reserve (Line 66 - Line 64)			\$ (45,218)
66	Net Asset Value on Meters (Line 57 * Line 58)			\$ 37,221
67	Annual Depreciation Expense @ 20 year life or 5.05% (Line 64 * .0505)			\$ 4,163
68				
69	Total Gross Asset Value Meters & Installation (Line 59 + Line 64)			\$ 102,709
70	Depreciation Reserve Meters & Installation (Line 60 + Line 65)			\$ (52,444)
71	Total Depreciation Expense Meters and Installation (Line 62 + Line 67)			\$ 5,187
72				
73	Large Meter Bare Cost Remaining Life			12.87
74	Large Meter Installation Cost Remaining Life			9.03
75	Large Meter Average Life			20.00

 Shading denotes an input

Line No.	Account	Source	2019
1	Total Acct 283	FF1 277.9k	(108,711,470)
2	Excluding:		
3	Merger Rate Plan Stranded Cost	FF1 276/277 Col b + c - d + j	-
4	State: Merger Rate Plan Stranded Cost	FF1 276/277	-
5	TOTAL ACCOUNT 283		(108,711,470)

Niagara Mohawk Power Corporation
Total Account 926 - Employee Pensions & Benefits Expense

 Shading denotes an input

Line No.	Section I	Source:	2019
1	Employee Pensions & Benefits	FF1 pg 323.187	68,739,441
2	less: Deferred FAS087 Pension Costs recorded in FERC 926	Workpaper 3, Page 2 *	4,064,893
3	Total Employee Pension & Benefits	Line 1 + Line 2	64,674,547
4			
5	Less: Actual FAS106 Expense in Account 926	Workpaper 3, Page 3	11,867,765
6	Plus: Fixed FAS106 per Docket ER08-552	Fixed Amount **	88,644,000
7			
8	Total Account 926	Line 3 + Line 5+ Line 6	141,450,782

* Deferral impact in FERC 926 is the opposite sign of the amount recorded as a liability on Workpaper 3, Page 2

** FERC Docket No. ER08-552, Workpaper Statement BK Page 7, Page 2 of 3

Niagara Mohawk Power Corporation
 Total Electric Account #926 - Employee Pensions and Benefits
 Deferred FAS 087 Pension Costs
 Workpaper 3, Page 1, Line 2

				2019
Pension Expense	Month	Account	Journal	Amount
FAS087	January	U2540583	6264A - 5210	(\$910,135)
FAS087	February	U2540583	6264A - 5210	(\$964,193)
FAS087	March	U2540583	6264A - 5210	(\$805,542)
FAS087	April	U2540583	6264A - 5210	\$256,652
FAS087	May	U2540583	6264A - 5210	(\$579,162)
FAS087	June	U2540583	6264A - 5210	(\$132,934)
FAS087	July	U2540583	6264A - 5210	(\$230,360)
FAS087	August	U2540583	6264A - 5210	(\$15,794)
FAS087	September	U2540583	6264A - 5210	(\$94,970)
FAS087	October	U2540583	6264A - 5210	(\$140,565)
FAS087	November	U2540583	6264A - 5210	\$30,656
FAS087	December	U2540583	6264A - 5210	(\$478,545)
				\$ (4,064,893)

Source:
 Query
 SAP ECC
 Company Niagara Mohawk
 Company 5210
 Journal 6264A - 5210
 Account U2540583 - Liability

			2019
Regulatory Acct	Regulatory Acct Descr	Month	Electric Total
926000	Employee Pensions & Benefits	January	1,466,332
		February	1,466,220
		March	84,626
		April	930,938
		May	1,041,213
		June	986,028
		July	986,274
		August	988,071
		September	966,255
		October	984,087
		November	984,002
		December	983,720
Grand Total			\$ 11,867,765

Adjusting Entries

-

\$ 11,867,765

Source:

FERC Validation module
 Company 5210
 Reg Account = 99260000
 E & T Responsible Cost Centers
 FAS 106 and OPEB natural accounts

Niagara Mohawk Power Corporation

Total Electric Account #926 - Employee Pensions and Benefits

Calendar Year **2019**

Workpaper 3

Page 4 of 4

	Pension	16,381,820
	OPEB	11,867,765
	FAS 112	1,318,971
	Health and Other Benefits	27,950,796
	401k Expense	9,644,361
	Group Life	1,575,727
		<u>68,739,441</u>

The purpose of this schedule is to provide transparency of the 926 account pursuant to the Staff's Guidance on Formula Rates issued on July 14, 2014.

Niagara Mohawk Power Corporation
 Bad Debt Expense
 Attachment H, Section 14.1.9.2



Transmission Related Bad Debt Expense shall equal
 NMPC's Wholesale Transmission Related Bad Debt Expense
 defined as that reported in FERC account 904 related to
 NMPC's wholesale transmission billing.

Line No.	Regulatory Account	Segment	2019
1			
2	904000	DIST	\$ 35,697,095
3	904000	TRAN	\$ -
4	Total		\$ 35,697,095 1/

Query:

FERC Module
 Company Niagara Mohawk 5210
 Regulatory Account 99040000
 Total by Receiving Profit Center

1/ Ties to page 322 line 162

Shading denotes an input

J. Revenue Credits shall equal all Transmission revenue recorded in FERC account 456 excluding (a) any NMPC revenues already reflected in the WR, CRR, SR, ECR and Reserved components in Workpaper H of the NYISO TSC rate; (b) excluding any revenues associated with expenses that have been excluded from NMPC's revenue requirement; and (c) any revenues associated with transmission service provided under this tariff for which the demand is reflected in the calculation of BU.

Line No.	Source:	2019
Transmission of Electricity by ISO		
1	Niagara Mohawk - TCC Auction Revenue	FF1 331.1e \$192,942,708
2	Niagara Mohawk - Congestion Revenue	FF1 331.2e \$0
3	Niagara Mohawk - Congestion Balancing	FF1 331.3e (17,718,239)
4	Niagara Mohawk - TCC Monthly Revenue	FF1 331.4e \$574,741
5		
6	Total Transmission of Electricity by ISO	\$175,799,210
7		
Transmission of Electricity for Others		
8		
9		
10	New York Power Authority (TSC)	FF1 330.1n \$602,103
11	New York Power Authority (Niagara Frontier Transit Authorit)	FF1 330.2n \$0
12	New York Power Authority (NYPA NYS Municipal Customers)	FF1 330.3n \$18,914
13	New York Power Authority (Consolidated Edison)	FF1 330.4n \$0
14	Central Hudson Gas & Electric	FF1 330.5n \$2,175,360
15	Central Hudson Gas & Electric	FF1 330.6n \$195,300
16	Long Island Power Authority	FF1 330.7n \$2,999,040
17	Long Island Power Authority	FF1 330.8n \$4,350,720
18	New York State Gas & Electric	FF1 330.9n \$9,354,240
19	City of Watertown	FF1 330.10n \$84,335
20	Selkirk Co-Generation	FF1 330.11n \$0
21	Sithe Independence, LP	FF1 330.12n \$0
22	Indeck	FF1 330.13n \$0
23	Municipal Wheels/Open Access Transm	FF1 330.14n \$0
24	Rochester Gas & Elect Trans,Capacity Chg	FF1 330.15n \$319,896
25	Indep Serv Operator External Transaction	FF1 330.16n \$1,466,972
26	NY Municipal Power Auth,Villages &	FF1 330.17n \$17,856,727
27	New York Power Authority	FF1 330.18n \$681,347
28	Brookfield Renewable	FF1 330.19n \$22,952
29	Carthage	FF1 330.20n \$5,681
30	City of Oswego	FF1 330.21n \$6,200
31	City of Salamanca	FF1 330.22n \$2,400
32	Sithe	FF1 330.23n \$0
33	Indeck Olean	FF1 330.24n \$4,615
34	Lake Colby	FF1 330.25n \$4,096
35	Marcy Facts	FF1 330.26n \$106,597
36	Rensselaer Generating	FF1 330.27n \$69,338
37	American Ref-Fuel Covanta	FF1 330.28n \$24,074
38	South Glens Falls	FF1 330.29n \$2,523
39	Copenhagen Associates	FF1 330.30n \$19,557
40	Lyonsdale Biomass, LLC	FF1 330.31n \$2,430
41	Northern Electric Power	FF1 330.32n \$8,411
42	Hydro Development Group	FF1 330.33n \$26,839
43	Canadian Niagara Power	FF1 330.34n \$37,042
44	Nine Mile Point Unit 1	FF1 330.1 1n \$20,757
45	Nine Mile Point Unit 2	FF1 330.1 2n \$20,757
46	Delaware Cty	FF1 330.1 3n \$2,882
47	Total Transmission of Electricity for Others	\$40,492,105
48		
49	Total Account 456.1 Transmission of Electricity of Others (Ln 6 + Ln 47)	FF1 300.22b \$216,291,315
50	Less: Transmission of Electricity by ISO (WR, ECR, CRR, SR) (Ln 6)	FF1 331.40e \$175,799,210
51	Sub-total Revenue (Line 49 - Line 50)	FF1 330.35n \$40,492,105
52		
53	Less:	
54	TSC Customers (sum of Ln 10, 25, 26)	FF1 330.1,16,17n \$19,925,802
55	Green Island & Richmondville	FF1 330.14n \$0
56	Sub-total Deductions (Line 54 + Line 55)	\$19,925,802
57		
58	Subtotal Transmission Revenue Credit	Line 51 - Line 56 \$20,566,303
59		
60	Transmission Support Revenue	Line 69 \$387,152
61		
62	Total Transmission Revenue Credit	Line 58 + Line 60 \$20,953,455
63		
64		
65	Transmission Support Revenue Detail - Query	
66	Account C456	\$387,152
67	Account C456	\$0
68		
69	Total	Line 66 + Line 67 \$387,152

Niagara Mohawk Power Corporation
Long Term Debt and Preferred Stock Cost

		2019				
Line No.	Interest on Long Term Debt	Source:	Beginning Balance	Ending Balance	Average	2019
			(a)	(b)	(c)	(d)
1						
2						
3	Total Niagara Mohawk Interest on Long Term Debt	FF1 257.33i				\$ 117,774,802
4	Amortization of Debt Discount Expense FERC Account 428	FF1 117.63c				\$ 2,489,234
5	Amortization of Loss on Reacquired Debt FERC Account 428.1	FF1 117.64c				\$ 1,422,427
6	Less: Amort of Premium on Debt-Credit FERC Account 429	FF1 117.65c				\$ -
7	Less: Amort of Gain on Reacquired Debt FERC Account 429.1	FF1 117.66c				\$ -
8	Interest Costs plus Expense	Sum of Lines 3-7				\$ 121,686,463
9						
10	<u>Total Long Term Debt</u>					
11						
12	Total Niagara Mohawk Long Term Outstanding Debt	FF1 112.18,19,20, 21c & d	\$ 3,274,165,000	\$ 2,524,165,000	\$ 2,899,165,000	
13	Less: Unamortized Discount on Long-Term Debt FERC Account 226	FF1 112.23c & d	\$ (10,982)	\$ (9,785)	\$ (10,384)	
14	Less: Unamortized Loss on Reacquired Debt FERC Account 189	FF1 111.81c & d	\$ (8,128,349)	\$ (6,602,708)	\$ (7,365,529)	
15	Plus: Unamortized Gain on Reacquired Debt FERC Account 257	FF1 113.61c & d	\$ -	\$ -	\$ -	
16	Total Long Term Debt	Sum of Lines 12-15	\$3,266,025,669	\$2,517,552,507	\$2,891,789,088	
17	Debt Cost as % of Debt	Line 8d / Line 16c			4.21%	
18						
19						
20	<u>Preferred Stock</u>					
21						
22	Total Niagara Mohawk Dividends Declared FERC account 437	FF1 118.29c				\$1,060,497
23	Total Niagara Mohawk Preferred Stock FERC Account 204	FF1 112.3c				\$28,984,701
24	Preferred Stock Cost	Line 22 / Line 23				3.66%

Niagara Mohawk Power Corporation
TSC Revenue Requirement
TRANSMISSION RENTS - ACCT #454000

Attachment H, Section 14.1.9.2

Shading denotes an input

K. Transmission Rents shall equal all Transmission-related rental income recorded in NMPC's FERC account 454.

Company	Profit Center	Activity Descr	Text	Year	Period	2019	
						GL Act	\$
5210	NYT1000	Rent from elec. Prop	454000	2019	January		(\$219,952)
5210	NYT1000	Rent from elec. Prop	454000	2019	February		(\$324,944)
5210	NYT1000	Rent from elec. Prop	454000	2019	March		(\$427,534)
5210	NYT1000	Rent from elec. Prop	454000	2019	April		(\$74,708)
5210	NYT1000	Rent from elec. Prop	454000	2019	May		(\$83,977)
5210	NYT1000	Rent from elec. Prop	454000	2019	June		(\$232,743)
5210	NYT1000	Rent from elec. Prop	454000	2019	July		(\$106,570)
5210	NYT1000	Rent from elec. Prop	454000	2019	August		(\$75,022)
5210	NYT1000	Rent from elec. Prop	454000	2019	September		(\$221,538)
5210	NYT1000	Rent from elec. Prop	454000	2019	October		(\$97,291)
5210	NYT1000	Rent from elec. Prop	454000	2019	November		(\$162,025)
5210	NYT1000	Rent from elec. Prop	454000	2019	December		(\$255,915)
Total						\$	(2,282,219)

Source:

Internal Records
Company: Niagara Mohawk 5210
Regulatory Account: 454000
Profit Center NYT1000

Shading denotes an input

**2020
Forecast**

Forecasted Transmission Plant Additions (FTPA) shall mean the sum of
(i) NMPC's actual Transmission Plant Additions during the first quarter
(January 1 through March 31) of the Forecast Period, and
(ii) NMPC's forecasted transmission investment for the Forecast Period
less the amount (i), divided by 2.

Section I:

Reference

Section II

Program Breakdown for Transmission

Section III:

Program Breakdown for Sub-Transmission

			(\$ m)	(\$ m)
1 Current Year Capital Investment				
2 Transmission Capital Investment	\$ 212,787,500	See Section II	12.90	6.43
3 Sub-Transmission Capital Investment	\$ 39,831,700	See Section III	108.47	5.20
4 Total	\$ 252,619,200	Line 2 + Line 3	10.88	7.51
5			13.24	0.15
6 Actual Transmission Plant in Service Quarter 1			1.82	0.10
7 Quarter 1 2020 actuals Transmission Plant	3,463,646,631	FF1, Pg 208 (b) **	0.09	0.23
8 2019 year end Transmission Plant	\$ 3,375,023,637	Schedule 6, Page 2, Line 1	22.86	0.05
9 Q1 Transmission Plant increase	\$ 88,622,994	Line 8 - Line 7	7.89	1.97
10			27.23	0.23
11 Total Estimated Transmission Plant in Service			3.30	2.68
12 Total Current Year Capital Investment	\$ 252,619,200	Line 4	3.17	0.26
13 Less: Q1 Increase	\$ 88,622,994	Line 9	0.44	13.44
14 Balance	\$ 163,996,206	Line 12 - Line 13	0.20	0.14
15 Times 50%	\$ 81,998,103	Line 14 * 50%	0.10	1.45
16 Forecasted Plant	\$ 170,621,097	Line 13 + Line 15	0.18	
17				
18				
19				
20				
21				
22				
23				
24				
25				
26				
27				
28				
29				
30				
31				
			TOTAL	TOTAL
			<u>\$ 212.8</u>	<u>\$ 39.8</u>

Source:
Niagara Mohawk's CIP Filing, Case 17-E-0238, filed on March 31, 2020 broken down as shown below:

	FY2021 (\$m)
Transmission	\$ 212.8
Sub-Transmission	\$ 39.8
Distribution	\$ 357.8
Total	\$ 610.4

** Due to timing, this number is an estimate as the Form 3Q for Quarter 1 has not yet been completed. The source of the data is the Fixed Assets cost summary report.

Shading denotes an input

Line No.	Reg Account	2020			2019			2020 over / (under) 2019 (i) (c - f)
		1st QTR SAP Income Statement (a)	less Dunkirk (b)	Adjusted Total (c)	1st QTR Form 3Q TOTAL (d)	less Dunkirk (e)	Adjusted Total (f)	
1								
2	560000	782,270		782,270	723,569.00		723,569	58,701
3	561000 *	-		-	-		-	-
4	561200 *	-		-	-		-	-
5	561400 *	-		-	-		-	-
6	561500 *	-		-	-		-	-
7	561600 *	-		-	-		-	-
8	561700 *	-		-	-		-	-
9	561800 *	-		-	-		-	-
10	562000	579,497		579,497	607,085		607,085	(27,588)
11	563000	216,119		216,119	828,228		828,228	(612,109)
12	564000	30,256		30,256	48,441		48,441	(18,185)
13	565000	-		-	-		-	-
14	566000	2,917,139	-	2,917,139	2,686,495	-	2,686,495	230,644
15	567000	3,310,822		3,310,822	1,781,892		1,781,892	1,528,930
16		7,836,103	-	7,836,103	6,675,710	-	6,675,710	1,160,393
17	568000	205,472		205,472	250,737		250,737	(45,265)
18	569000	-		-	-		-	-
19	569100	-		-	-		-	-
20	569200	-		-	-		-	-
21	569300	-		-	-		-	-
22	569400	1,138		1,138	584,122		584,122	(582,984)
23	570000	1,083,284		1,083,284	1,231,414		1,231,414	(148,130)
24	570010	-		-	-		-	-
25	571000	14,015,459		14,015,459	9,546,023		9,546,023	4,469,436
26	571010	-		-	-		-	-
27	571020	-		-	-		-	-
28	572000	(2,297)		(2,297)	2,282		2,282	(4,579)
29	573000	(2,090)		(2,090)	125,973		125,973	(128,063)
30	574000	-		-	-		-	-
31		15,300,965	-	15,300,965	11,740,551	-	11,740,551	3,560,414
32		23,137,069	-	23,137,069	18,416,261	-	18,416,261	4,720,808

* Per the formula, these accounts are excluded from the calculation as they are collected under the Scheduling System Control and Dispatch Costs (CCC) Component of the rate and are not forecasted.

2020 Data Source:

Company = Niagara Mohawk
 FERC Income Statement

Form 3Q not available; Expected to be filed in August

2019 Data Source:

Company = Niagara Mohawk
 FERC Form 3Q


Niagara Mohawk Power Corporation
Transmission Support Payments


Line No.		2019
1	January	-
2	February	-
3	March	-
4	April	-
5	May	-
6	June	-
7	July	-
8	August	-
9	September	-
10	October	-
11	November	-
12	December	-
13	Total	-

Query:

FERC Module
Company Niagara Mohawk 5210
Regulatory Account 95660000
WBS element N008358.F01006

Niagara Mohawk Power Corporation
Total FERC Account 105 - Plant Held For Future Use

 Shading denotes an input

<u>Line No.</u>		<u>Source:</u>	2019
1	Transmission Plant Held for Future Use	FF1 pg 214	 \$0.00

NOTE: The property vintage will be provided for any values shown on this workpaper

Shading denotes an input

Transmission specific Electric Environmental Remediation Expense
 as recorded in FERC 930.200

Line No.	Source:	2019
1	Transmission related Environmental Costs Claimed	\$0
2	Regulatory Account	Amount
3	930.2	FF1 335.7b \$27,721,336

Query:

FERC validation model
 Company Niagara Mohawk 5210
 Final Regulatory Account 9930200
 Receiving Profit Center: NYE1000, NYC1000, NYT1000, blanks

Niagara Mohawk Power Corporation
Total NIMO Internal Account 930.200 - Misc. General - Research and Development
Attachment H, Section 14.1.9.2

Shading denotes an input

Transmission specific Electric Research and Development Expense as recorded
in FERC 930.200

<u>Line No.</u>	<u>Source:</u>	<u>2019</u>
1	Transmission Related R&D Expense	
2		
3	Regulatory Account 930.200	
	FF1 352 (lines 5+6) Footnote	\$340,354
	FF1 353.1f Electric	\$1,389,059

Query:

FERC validation model
Company Niagara Mohawk 5210
Final Regulatory Account 9930200
Receiving Profit Center: NYE1000, NYC1000, NYT1000, blanks
WBS elements with AG0912

Shading denotes an input

Line No.	Reason Code	Reference Number	2018	2019	2019	2019	2019	2019	2019	2019	2019	2019	2019	2019	Total Dec - Nov
			Dec	Jan	Feb	Mar	Apr	May	Jun	Jul	Aug	Sep	Oct	Nov	
1	Zone	1	1,007,235	1,006,160	905,357	977,191	865,900	826,853	888,241	1,068,885	993,910	877,562	876,361	913,235	11,206,890
2	Zone	2	605,941	652,927	573,606	588,031	516,068	508,259	530,212	667,618	608,602	531,991	524,799	562,436	6,870,490
3	Zone	3	354,468	396,693	349,640	347,196	291,398	279,587	291,779	396,464	368,245	319,729	309,692	330,326	4,035,219
4	Zone	4	936,600	1,000,880	862,148	887,793	758,810	776,731	850,717	1,125,284	1,034,678	857,066	831,335	850,493	10,772,533
5	Zone	29	197,803	204,925	184,776	189,450	165,373	160,966	164,965	210,288	194,366	173,674	175,296	190,727	2,212,607
6	Zone	31	71,876	80,422	68,969	68,325	51,808	41,998	41,998	51,425	47,914	41,839	49,016	62,773	680,826
7		Total	3,173,923	3,342,008	2,944,495	3,057,987	2,649,356	2,596,858	2,767,911	3,519,964	3,247,715	2,801,860	2,766,498	2,909,988	35,778,564
8															
9	Station Service														
10	X6	AA.36	132	127	88	95	90	89	84	88	89	85	89	84	1,140
11	X6	AA.37	176	186	166	163	120	103	90	91	89	87	115	142	1,527
12	X6	AA.38	-	-	-	0	-	-	-	-	-	-	-	-	0
13	X6	AA.39	198	198	174	188	179	185	173	175	172	163	168	149	2,122
14	X6	AA.40	341	355	318	326	285	234	212	226	227	218	209	270	3,221
15	X6	AA.41	63	85	83	75	41	14	15	15	8	14	13	64	490
16	X6	AA.42	328	396	341	357	286	220	186	176	177	176	124	161	2,928
17	X6	AA.43	521	533	458	537	499	490	441	488	488	460	468	446	5,830
18	X6	AA.46	158	151	142	178	146	165	158	189	171	145	145	138	1,887
19	X6	AA.47	495	520	452	467	425	401	345	368	377	342	168	224	4,584
20	X6	AA.75	-	-	-	-	-	-	-	-	-	-	-	-	-
21	X6	AA.81	-	-	-	-	-	-	-	-	-	-	-	-	-
22	X6	AA.106	110	117	106	-	-	-	-	-	-	-	-	-	333
23	X6	BB.15	150	154	142	220	142	151	142	149	148	154	207	135	1,892
24	X6	BB.28	-	-	-	-	-	-	-	-	-	-	-	-	-
25	X6	BB.29	1,094	1,638	1,054	1,045	875	875	840	935	1,198	757	740	913	11,964
26	X6	BB.30	765	1,216	719	762	674	2,456	601	1,152	716	656	698	569	10,983
27	X6	BB.31	-	-	-	-	-	-	-	-	-	-	-	-	-
28	X6	BB.32	68	74	68	74	55	55	60	93	88	58	58	64	815
29	X6	BB.33	-	-	-	540	620	193	-	-	-	-	-	-	1,353
30	X6	BB.34	1,685	1,747	1,629	2,278	5,021	2,156	1,520	1,610	1,583	1,532	1,572	1,696	24,029
31	X6	BB.35	-	-	-	-	-	-	-	-	-	-	-	-	-
32	X6	BB.36	2,160	2,205	1,992	2,141	2,105	2,172	2,067	2,342	2,402	2,161	2,097	2,078	25,924
33	X6	BB.37	-	-	-	-	-	-	-	-	-	-	-	-	-
34	X6	BB.39	2,093	2,523	2,189	2,294	1,743	1,421	1,086	1,134	1,068	1,005	1,203	1,696	19,455
35	X6	BB.56	3	2	2	3	2	2	1	1	1	1	2	21	21
36	X6	BB.57	14	16	14	14	12	10	8	6	6	7	10	13	128
37	X6	BB.64	0	1	2	1	0	0	0	1	2	0	0	4	12
38	X6	BB.65	-	-	-	-	-	-	0	0	2	0	-	-	2
39	X6	BB.66	-	0	0	-	-	0	3	22	39	40	16	-	120
40	X6	BB.67	-	-	-	-	0	-	-	6	1	0	1	9	
41	X6	BB.68	-	0	-	-	-	-	-	16	0	-	0	16	
42	X6	BB.69	-	2	-	16	-	-	0	14	26	31	0	91	
43	X6	BB.70	-	-	-	-	-	-	0	12	2	-	-	14	
44	X6	BB.114	272	227	281	276	235	198	203	276	218	204	200	244	2,836
45	X6	CC.14	-	-	0	-	-	-	-	0	-	0	-	1	
46	X6	CC.27	-	-	-	-	-	-	-	-	-	-	-	-	
47	X6	CC.30	63	69	61	64	59	54	57	67	62	57	64	60	736
48	X6	CC.31	179	203	173	174	139	124	122	129	125	112	124	154	1,758
49	X6	CC.33	8	9	8	8	7	7	3	3	3	5	7	70	
50	X6	CC.37	222	253	202	124	215	282	220	280	230	282	223	235	2,768
51	X6	CC.46	65	70	10	-	-	-	-	-	-	-	-	-	144
52	X6	CC.57	0	-	0	-	-	-	0	-	-	-	-	0	
53	X6	CC.58	-	-	0	0	0	-	0	0	-	-	-	0	
54	X6	CC.59	0	-	0	0	0	-	0	-	-	0	-	0	
55	X6	CC.60	-	-	0	-	-	-	0	-	-	-	-	0	
56	X6	CC.61	-	-	-	1	0	-	-	0	0	-	2	3	
57	X6	CC.62	0	-	-	0	-	0	-	2	6	6	1	0	
58	X6	CC.63	0	-	-	-	0	-	-	0	0	-	-	1	
59	X6	CC.64	0	0	-	-	0	-	0	0	-	-	-	0	
60	X6	CC.65	0	0	0	1	0	0	0	-	1	-	0	2	
61	X6	CC.66	0	-	0	-	0	-	-	0	0	0	0	1	
62	X6	CC.67	-	-	-	-	0	-	-	0	0	-	0	1	
63	X6	CC.68	0	-	-	-	-	-	-	0	2	-	-	4	
64	X6	CC.69	0	0	0	0	0	0	-	0	0	0	-	1	
65	X6	CC.70	8	0	0	0	0	-	0	0	0	0	-	8	
66	X6	CC.71	1	4	2	1	0	0	1	7	5	6	0	14	
67	X6	CC.72	-	3	7	2	1	0	0	-	0	0	-	13	
68	X6	CC.73	0	1	0	0	0	0	1	1	-	0	0	4	
69	X6	CC.74	-	0	0	-	0	0	-	0	0	0	0	1	

Shading denotes an input

Line No.	Reason Code	Reference Number	2018	2019	2019	2019	2019	2019	2019	2019	2019	2019	2019	2019	Total Dec - Nov
			Dec	Jan	Feb	Mar	Apr	May	Jun	Jul	Aug	Sep	Oct	Nov	
148	X6	NEGSS.25	(149)	(165)	(137)	-	(127)	(113)	(103)	-	(105)	-	-	(136)	(1,036)
149	X6	NEGSS.26	(110)	(117)	(106)	-	-	-	-	-	-	-	-	(333)	(1,036)
150	X6	NEGSS.27	-	-	-	-	-	-	-	-	-	-	-	-	(1,036)
151	X6	NEGSS.28	(124)	(133)	(120)	(134)	-	(116)	(106)	(112)	-	-	(119)	(120)	(1,084)
152	X6	NEGSS.29	-	-	-	-	-	-	-	-	-	-	-	-	(1,084)
153	X6	NEGSS.30	(457)	(432)	(370)	-	(399)	(404)	(296)	-	-	(337)	(311)	(432)	(3,437)
154	X6	NEGSS.31	(272)	(143)	-	(276)	(235)	(197)	-	-	(218)	-	(200)	(244)	(1,786)
155	X6	NEGSS.32	(179)	(205)	(173)	(174)	(139)	(124)	(122)	(129)	(125)	(112)	(124)	(154)	(1,758)
156	X6	NEGSS.33	-	(100)	-	-	-	(82)	-	-	-	(79)	-	-	(261)
157			(5,267)	(5,428)	(6,032)	(4,383)	(4,210)	(10,201)	(8,145)	(1,379)	(7,023)	(7,997)	(8,296)	(10,516)	(78,874)
158															
159	Total Net X6	Line 123 + Line 157	20,083	17,468	17,154	20,162	21,105	14,478	10,043	17,691	12,404	9,990	10,876	9,792	181,246
160	300000 Series PTIDs														
161	X1	A.1	2,956	3,286	2,883	2,932	2,201	1,862	1,764	2,243	2,018	1,772	1,945	2,602	28,464
162	X1	A.2	20,230	21,345	17,757	20,892	19,082	17,218	16,080	17,406	17,090	15,785	18,680	20,861	222,426
163	X1	A.3	10,350	14,322	12,986	10,340	3,979	2,054	1,411	2,039	1,473	1,402	1,443	5,580	67,379
164	X1	A.4	26,573	21,681	17,017	34,805	35,166	32,745	24,120	15,969	3,446	22,381	31,713	37,617	303,232
165	X3	A.5	-	-	-	-	-	-	-	-	-	-	-	-	-
166	X1	A.6	22,320	22,317	19,612	22,695	18,838	17,051	16,384	19,117	17,988	16,220	18,923	20,627	232,093
167	X1	A.7	3,148	6,595	5,634	2,833	612	151	87	338	238	115	211	1,652	21,612
168	X3	A.8	75	63	66	48	58	65	72	87	53	65	45	49	746
169	X3	A.20	-	-	-	-	-	-	-	-	-	-	-	-	-
170															
171	X1	B.1	-	-	-	-	-	-	-	-	-	-	-	-	-
172	X1	B.2	76,793	74,694	68,353	77,125	69,335	67,751	65,553	73,751	71,060	64,115	68,323	73,363	850,216
173	X1	B.3	22,177	34,872	26,504	19,175	11,109	9,625	14,560	13,439	11,760	9,693	15,495	-	198,014
174															-
175	X1	C.1	6,472	7,008	6,210	6,209	5,449	5,466	4,529	4,973	4,679	4,772	4,968	6,201	66,937
176	X1	C.2	10,825	10,764	9,739	10,567	8,972	8,594	7,591	8,804	9,094	8,169	8,812	10,006	111,937
177	X1	C.3	1,885	3,693	2,731	1,992	1,023	734	1,045	1,450	1,190	862	756	1,245	18,605
178	X3	C.4	1,007	686	563	565	495	528	394	449	372	504	457	620	6,640
179	X3	C.5	2	0	-	-	1	0	0	0	1	2	3	3	9
180	X1	C.8	6,211	6,738	6,039	6,380	6,218	6,614	6,447	7,189	6,785	6,357	6,391	6,089	77,459
181	X1	C.6	10,661	11,291	10,210	11,155	9,604	8,082	7,383	8,347	7,750	7,016	6,391	6,089	110,618
182	X1	C.7	4,100	5,811	4,291	3,156	789	394	-	-	-	-	15	2,350	20,907
183	X3	C.9	457	432	370	417	398	401	295	340	352	337	310	433	4,541
184															-
185	X1	D.1	1,343	1,364	1,260	1,447	1,305	1,090	1,029	1,178	1,092	1,012	1,258	1,226	14,606
186	X1	D.2	917	1,245	968	738	170	118	1	-	-	42	704	4,903	4,903
187	X1	D.14	2,552	2,771	2,459	2,534	2,138	2,150	2,294	2,923	2,609	2,084	2,071	2,243	28,827
188	X3	D.3	-	-	-	-	-	-	-	0	2	4	-	-	7
189	X3	D.4	0	4	-	-	-	1	-	3	3	-	-	4	15
190	X3	D.5	205	230	212	207	132	83	54	72	24	3	50	149	1,420
191	X5	D.6	723	443	234	241	398	185	83	-	110	465	341	937	4,160
192	X5	D.7	104	135	119	129	725	741	534	157	180	385	275	477	3,960
193	X5	D.8	270	688	354	188	11	130	538	40	378	129	276	543	3,545
194															-
195	X1	E.1	9,447	10,335	9,125	10,507	9,657	8,870	8,168	9,323	9,480	8,539	9,835	9,281	112,568
196	X1	E.2	-	-	-	-	-	-	-	-	-	-	-	-	-
197	X1	E.3	3,370	4,204	3,870	2,624	1,084	1,334	1,952	4,481	4,036	4,888	4,012	4,836	40,692
198	X1	E.4	-	-	-	-	-	-	-	-	-	-	-	-	-
199	X1	E.6	-	-	-	-	-	-	-	-	-	-	-	-	-
200	X3	E.7	-	-	-	-	-	-	-	-	-	-	-	-	-
201	X3	E.9	-	-	-	-	-	-	-	-	-	-	-	-	-
202															-
203	X1	F.1	33,413	38,212	32,229	31,195	21,363	15,618	12,491	15,496	14,380	12,892	18,278	28,382	273,951
204	X1	F.2	-	-	-	-	-	-	-	-	-	-	-	-	-
205	X1	F.3	-	-	-	-	-	-	-	-	-	-	-	-	-
206			278,588	305,229	261,797	281,096	230,313	209,652	189,904	210,737	189,321	192,033	218,059	263,757	2,830,486

Reason Code	Dec - Nov	
	Total	Total
X1	2,805,445	
X2	0	
X3	13,377	
X4	0	
X5	11,665	
X6	181,246	
Total	3,011,732	
Total X1 - X6	3,011,732	

207 Reason Code Key

208 X1 included NYPA, NYMPA, Jamestown and Misc Villages (some of which are NYPA)

209 X2 no longer applicable - referred to year in which some municipals converted to the TSC rate

210 X3 reported not billed

211 X4 excluded - in WR

212 X5 Athens

213 X6 Netted Station Service

Niagara Mohawk Power Corporation
Billing Unit Reconciliation

Workpaper 14
Page 1 of 1

Line No.	Comment	2019
1	Total X1 per WP 13	2,805,445
2	less: Unaccounted for Energy (UFE) not billed	(5,255)
3	less: Other	395
4	Total	2,800,585 1\

1\ agrees to FERC Form 1 page 329 column (i) Lines 1 and 17

2019

Line No.	Month	(a)	(b)	(c)	(d)	(e)	(f)	(g)
		General Assessment Expense	Temporary Assessment Expense	Deferrals on Over/Under Collection of the ISAS	Adjustments	Reimbursements on Prior Year Assessments	Other	TOTAL
1	Jan-2019	\$ 684,632	\$ -	\$ -	\$ -		\$ (132,609)	\$ 552,023
2	Feb-2019	\$ 684,632	\$ -	\$ -	\$ -		\$ 46,798	\$ 731,430
3	Mar-2019	\$ 684,632	\$ -	\$ 131	\$ -		\$ 130,709	\$ 815,472
4	Apr-2019	\$ 742,161	\$ -	\$ (149)	\$ -		\$ (25,489)	\$ 716,524
5	May-2019	\$ 742,161	\$ -	\$ -	\$ -		\$ 53,569	\$ 795,730
6	Jun-2019	\$ 742,161	\$ -	\$ (10)	\$ -		\$ 111,434	\$ 853,586
7	Jul-2019	\$ 742,161	\$ -	\$ -	\$ -		\$ 70,756	\$ 812,917
8	Aug-2019	\$ 742,161	\$ -	\$ 10	\$ -		\$ 6,933	\$ 749,104
9	Sep-2019	\$ 742,161	\$ -	\$ (17)	\$ -		\$ 71,779	\$ 813,924
10	Oct-2019	\$ 775,499	\$ -	\$ -	\$ -		\$ 101,386	\$ 876,885
11	Nov-2019	\$ 285,756	\$ -	\$ -	\$ -		\$ 160,578	\$ 446,334
12	Dec-2019	\$ 775,499	\$ -	\$ (7)	\$ -		\$ 142,269	\$ 917,761
13	Total	\$ 8,343,618	\$ -	\$ (42)	\$ -	-	\$ 738,114	\$ 9,081,690

14 NY PSC Regulatory Expense (Line 13, column a) \$ 8,343,618 1\
 15 18a Charges (Temporary Assessment) (Line 13, column b + column c + column d) \$ (42)

Notes:

ISAS = Incremental State Assessment Surcharge (total general + temporary assessment expense above base rate allowance)

1\ agrees to FF1 page 351 Line 5h, 11h, 25h, 11k and 19k

2019

Line No.	WP Reference	Billing Adjustment Description	Amount
1		No Billing Adjustments	-
2			
3			
4		Total	<hr style="width: 100%; border: 0.5px solid black;"/> -

Attachment B

**Redacted Monthly Transmission Owner Load (TOL) and Station Service Reports for 12
months of December 2018 through November 2019**

Zone	Date	KWH from NYISO	Total Unaccounted Load per Subzone							
1	Dec-18	1,007,235,035	-12,497,554							
LSE/MUNI	PTID	NAME	CSS Load	Load Mod	Total-load mod w/losses	Unaccounted	Percent	Total - load mod w/losses + unaccounted	Mwh to NYISO	
AA.1			290,203,097	330,420	311,794,720	-3,634,622	-1.0	308,160,098	308,160,089	
AA.2			1,601,824	0	1,736,384	-31,596	-2.0	1,704,788	1,704,788	
AA.136			81,751	0	88,596	-1,514	-2.0	87,082	87,082	
AA.3			1,221,419	0	1,324,014	-24,096	-2.0	1,299,918	1,299,918	
AA.8			7,079,454	0	7,612,380	-138,580	-2.0	7,473,800	7,473,800	
AA.10			730,523	0	791,890	-14,424	-2.0	777,466	777,466	
AA.11			4,667,457	0	5,007,298	-91,152	-2.0	4,916,146	4,916,146	
AA.12			16,025,532	0	16,985,185	-309,203	-2.0	16,675,982	16,675,982	
AA.13			18,660,458	0	19,176,259	-349,082	-2.0	18,827,177	18,827,177	
AA.14			3,677,253	0	3,850,078	-70,086	-2.0	3,779,992	3,779,992	
AA.16			992,238	0	1,013,153	-8,330	-1.0	1,004,823	1,004,823	
AA.17			2,786,589	0	2,966,343	-53,999	-2.0	2,912,344	2,912,344	
AA.18			3,619,870	0	3,905,064	-71,083	-2.0	3,833,981	3,833,981	
AA.19			4,203,806	0	4,524,387	-82,370	-2.0	4,442,017	4,442,017	
AA.21			5,540,376	0	5,839,290	-106,303	-2.0	5,732,987	5,732,987	
AA.22			92,709,070	0	97,992,395	-1,783,856	-2.0	96,208,539	96,208,539	
AA.23			11,427,260	0	12,201,469	-222,099	-2.0	11,979,370	11,979,370	
AA.24			2,276,178	0	2,447,748	-44,569	-2.0	2,403,179	2,403,179	
AA.25			3,497,310	0	3,570,760	-64,991	-2.0	3,505,769	3,505,769	
AA.26			286,347	0	310,391	-5,660	-2.0	304,731	304,731	
AA.27			164,963	0	178,807	-3,233	-2.0	175,574	175,574	
AA.28			4,087,678	0	4,303,102	-78,332	-2.0	4,224,770	4,224,770	
AA.29			38,803,546	0	41,303,597	-751,885	-2.0	40,551,712	40,551,712	
AA.30			9,673,816	0	10,428,627	-189,846	-2.0	10,238,781	10,238,781	
AA.31			2,971,186	0	3,219,268	-58,608	-2.0	3,160,660	3,160,660	
AA.32			1,655,978	0	1,794,176	-32,657	-2.0	1,761,519	1,761,519	
AA.34			173,810,544	0	178,070,022	-1,411,230	-1.0	176,658,792	176,658,792	
AA.35			54,885,632	0	56,392,250	-479,006	-1.0	55,913,244	55,913,244	
AA.36			128,232	0	134,282	-2,265	-2.0	132,017	132,017	
AA.37			171,396	0	179,465	-3,230	-2.0	176,235	176,235	
AA.38			0	0	0	0	0.0	0	0	
AA.39			192,875	0	201,937	-3,721	-2.0	198,216	198,216	
AA.40			332,250	0	347,782	-6,326	-2.0	341,456	341,456	
AA.41			60,884	0	63,721	-1,145	-2.0	62,576	62,576	
AA.42			319,404	0	334,407	-6,056	-2.0	328,351	328,351	
AA.43			519,984	0	530,992	-9,643	-2.0	521,349	521,349	
AA.44			1,343,576	0	1,425,760	-25,959	-2.0	1,399,801	1,399,801	
AA.45			1,522,069	0	1,607,623	-15,012	-1.0	1,592,611	1,592,611	
AA.46			158,044	0	161,333	-2,964	-2.0	158,369	158,369	
AA.47			475,103	0	504,069	-9,194	-2.0	494,875	494,875	
AA.48			1,771,860	0	1,861,270	-33,880	-2.0	1,827,390	1,827,390	
AA.50			1,166,225	0	1,239,536	-22,552	-2.0	1,216,984	1,216,984	
AA.52			14,983,537	0	16,202,793	-294,954	-2.0	15,907,839	15,907,839	
AA.53			409,955	0	444,401	-8,086	-2.0	436,315	436,315	
AA.56			1,740,100	0	1,885,753	-34,336	-2.0	1,851,417	1,851,417	
AA.57			2,745,973	0	2,976,645	-54,180	-2.0	2,922,465	2,922,465	
AA.58			231,316	0	249,892	-4,550	-2.0	245,342	245,342	
AA.59			2,774,797	0	2,884,030	-52,516	-2.0	2,831,514	2,831,514	
AA.60			51,669	0	55,996	-997	-2.0	54,999	54,999	
AA.61			2,376,236	0	2,536,441	-46,175	-2.0	2,490,266	2,490,266	
AA.62			118,907	0	128,886	-2,330	-2.0	126,556	126,556	
AA.63			139,259	0	149,400	-2,755	-2.0	146,645	146,645	
AA.64			301,191	0	323,620	-5,915	-2.0	317,705	317,705	
AA.65			494,331	0	528,924	-9,623	-2.0	519,301	519,301	
AA.66			1,224,640	0	1,320,668	-24,043	-2.0	1,296,625	1,296,625	
AA.67			796,246	0	855,271	-15,567	-2.0	839,704	839,704	
AA.68			721,236	0	781,806	-14,232	-2.0	767,574	767,574	
AA.69			3,817,121	0	4,137,766	-75,311	-2.0	4,062,455	4,062,455	
AA.70			1,374,563	0	1,448,864	-26,379	-2.0	1,422,485	1,422,485	
AA.72			1,051,968	0	1,140,327	-20,766	-2.0	1,119,561	1,119,561	
AA.74			9,804,499	0	10,626,279	-193,424	-2.0	10,432,855	10,432,855	
AA.75			0	0	0	0	0.0	0	0	
AA.76			2,354,055	0	2,551,808	-46,455	-2.0	2,505,353	2,505,353	
AA.78			621,068	0	673,226	-12,254	-2.0	660,972	660,972	
AA.80			568,145	0	613,726	-11,170	-2.0	602,556	602,556	
AA.81			0	0	0	0	0.0	0	0	
AA.132			67,276	0	72,920	-1,304	-2.0	71,616	71,616	
AA.82			8,910	0	9,760	-84	-1.0	9,676	9,676	
AA.83			128,340	0	139,125	-2,522	-2.0	136,603	136,603	
AA.84			89,348	0	91,443	-1,468	-2.0	89,975	89,975	
AA.85			1,961,933	0	2,126,613	-38,711	-2.0	2,087,902	2,087,902	
AA.86			3,493	0	3,683	0	0.0	3,683	3,683	
AA.87			64,787	0	70,193	-1,236	-2.0	68,957	68,957	
AA.89			90,043	0	97,591	-1,794	-2.0	95,797	95,797	
AA.90			105,132	0	113,967	-2,067	-2.0	111,900	111,900	
AA.91			16,068,662	0	17,353,451	-315,910	-2.0	17,037,541	17,037,541	
AA.92			124,643	0	135,123	-2,435	-2.0	132,688	132,688	
AA.95			65,695	0	71,186	-1,281	-2.0	69,905	69,905	
AA.97			368,212	0	399,138	-7,254	-2.0	391,884	391,884	
AA.98			596,891	0	645,872	-11,760	-2.0	634,112	634,112	
AA.99			18,162	0	19,698	-373	-2.0	19,325	19,325	
AA.100			822,267	0	891,345	-16,231	-2.0	875,114	875,114	
AA.101			27,463,413	0	28,943,577	-526,901	-2.0	28,416,676	28,416,676	
AA.102			8,787,249	0	9,207,860	-81,430	-1.0	9,126,430	9,126,430	
AA.104			136,762	0	148,235	-2,722	-2.0	145,513	145,513	
AA.106			110,328	0	112,560	-2,232	-2.0	110,328	110,328	
AA.108			469,528	0	508,966	-9,267	-2.0	499,699	499,699	
AA.109			124,760	0	135,246	-2,432	-2.0	132,814	132,814	
AA.110			1,794,990	0	1,945,774	-35,439	-2.0	1,910,335	1,910,335	
AA.111			1,405,018	0	1,523,040	-27,724	-2.0	1,495,316	1,495,316	
AA.138			1,363,867	0	1,466,200	-26,688	-2.0	1,439,512	1,439,512	
AA.112			160,537	0	174,026	-3,155	-2.0	170,871	170,871	
AA.113			6,511	0	7,076	0	0.0	7,076	7,076	
AA.115			84,023	0	91,076	-1,715	-2.0	89,361	89,361	
AA.117			818,579	0	887,343	-16,154	-2.0	871,189	871,189	
AA.120			3,012,577	0	3,253,343	-59,215	-2.0	3,194,128	3,194,128	

AA.123		42,697	0	46,287	-786	-2.0	45,501	45,501
AA.124		658,280	0	713,574	-12,990	-2.0	700,584	700,584
AA.125		88,902	0	96,365	-1,751	-2.0	94,614	94,614
AA.134		59,492	0	64,495	-1,166	-2.0	63,329	63,329
AA.127		153,924	0	166,857	-3,034	-2.0	163,823	163,823
AA.133		119,229	0	129,277	-2,372	-2.0	126,905	126,905
AA.129		430,321	0	466,471	-8,488	-2.0	457,983	457,983
AA.130		6,947	0	7,691	0	0.0	7,691	7,691
AA.131		1,610,550	0	1,694,209	-30,845	-2.0	1,663,364	1,663,364
AA.135		79,080	0	85,714	-1,603	-2.0	84,111	84,111
AA.137		1,929	0	1,929	0	0.0	1,929	1,929
A.1		2,899,696	0	2,981,687	-25,324	-1.0	2,956,363	2,956,363
A.2		0	0	20,230,135	0	0.0	20,230,135	20,230,135
A.3		0	0	10,350,044	0	0.0	10,350,044	10,350,044
A.4		0	0	26,573,091	0	0.0	26,573,091	26,573,091
A.5		0	0	0	0	0.0	0	0.000
A.6		0	0	22,320,193	0	0.0	22,320,193	22,320,193
A.7		0	0	3,148,104	0	0.0	3,148,104	3,148,104
A.8		0	0	74,684	695	1.0	75,379	75,379
Zone Total		886,676,852	330,420	1,019,732,589	-12,497,545		1,007,235,044	1,007,235,035

Zone	Date	KWH from NVISO	Total Unaccounted Load per
2	Dec-18	605,941,063	-13,150,587

LSE/MUNI	PTID	NAME	CSS Load	Load Mod	Total-load mod w/losses	Unaccounted	Percent	Total - load mod w/losses + unaccounted	Mwh to NVISO
BB.1			268,622,071	21,457,097	267,327,105	-8,436,457	-3.0	258,890,648	258,890,640
BB.2			3,156,644		3,421,805	-62,289	-2.0	3,359,516	3,359,516
BB.3			358,086	0	384,735	-7,001	-2.0	377,734	377,734
BB.4			1,153,768	0	1,250,689	-22,775	-2.0	1,227,914	1,227,914
BB.9			1,056,213	0	1,139,930	-20,760	-2.0	1,119,170	1,119,170
BB.11			709,488	0	769,081	-14,005	-2.0	755,076	755,076
BB.13			340,561	0	369,174	-6,716	-2.0	362,458	362,458
BB.15			149,830	0	152,906	-2,839	-2.0	150,067	150,067
BB.16			62,215,594	0	66,627,508	-1,212,878	-2.0	65,414,630	65,414,630
BB.17			23,184,962	0	24,757,896	-450,688	-2.0	24,307,208	24,307,208
BB.18			8,293,801	0	8,615,691	-156,842	-2.0	8,458,849	8,458,849
BB.19			228,792	0	248,001	-4,507	-2.0	243,494	243,494
BB.20			22,999	0	24,919	-567	-2.0	24,352	24,352
BB.21			13,483,976	0	14,117,956	-256,998	-2.0	13,860,958	13,860,958
BB.22			37,123,656	0	39,590,373	-720,705	-2.0	38,869,668	38,869,668
BB.23			1,858,743	0	2,012,984	-36,641	-2.0	1,976,343	1,976,343
BB.24			2,169,551	0	2,351,783	-42,813	-2.0	2,308,970	2,308,970
BB.25			2,275,007	0	2,461,191	-44,813	-2.0	2,416,378	2,416,378
BB.29			1,091,364	0	1,114,291	-20,291	-2.0	1,094,000	1,094,000
BB.30			763,686	0	779,726	-14,239	-2.0	765,487	765,487
BB.31			0	0	0	0	0.0	0	0.000
BB.32			67,716	0	69,243	-1,129	-2.0	68,114	68,114
BB.33			0	0	0	0	0.0	0	0.000
BB.34			1,680,876	0	1,716,225	-31,116	-2.0	1,685,109	1,685,109
BB.35			0	0	0	0	0.0	0	0.000
BB.36			2,154,992	0	2,200,246	-40,051	-2.0	2,160,195	2,160,195
BB.37			0	0	0	0	0.0	0	0.000
BB.38			1,403,160	0	1,494,852	-27,193	-2.0	1,467,659	1,467,659
BB.39			2,009,613	0	2,132,194	-38,827	-2.0	2,093,367	2,093,367
BB.41			1,753,783	0	1,901,107	-34,610	-2.0	1,866,497	1,866,497
BB.42			336,793	0	365,087	-6,666	-2.0	358,421	358,421
BB.45			1,060,369	0	1,149,427	-20,929	-2.0	1,128,498	1,128,498
BB.46			2,563,754	0	2,779,103	-50,597	-2.0	2,728,506	2,728,506
BB.47			160,757	0	174,255	-3,158	-2.0	171,097	171,097
BB.48			6,798,523	0	7,195,684	-130,982	-2.0	7,064,702	7,064,702
BB.49			36,974	0	40,079	-744	-2.0	39,335	39,335
BB.50			92,086	0	99,834	-1,816	-2.0	98,018	98,018
BB.51			484,720	0	525,435	-9,559	-2.0	515,876	515,876
BB.52			3,037,334	0	3,292,471	-59,955	-2.0	3,232,516	3,232,516
BB.53			212,906	0	230,791	-4,199	-2.0	226,592	226,592
BB.54			640,830	0	694,667	-12,641	-2.0	682,026	682,026
BB.56			3,040	0	3,184	0	0.0	3,184	3,184
BB.57			13,550	0	14,296	0	0.0	14,296	14,296
BB.58			7,180,186	0	7,783,221	-141,681	-2.0	7,641,540	7,641,540
BB.59			2,148,206	0	2,328,654	-42,399	-2.0	2,286,255	2,286,255
BB.61			270,201	0	292,896	-5,305	-2.0	287,591	287,591
BB.63			86,786	0	94,087	-1,712	-2.0	92,375	92,375
BB.64			29	0	30	0	0.0	30	0.030
BB.65			0	0	0	0	0.0	0	0.000
BB.66			0	0	0	0	0.0	0	0.000
BB.67			0	0	0	0	0.0	0	0.000
BB.68			0	0	0	0	0.0	0	0.000
BB.69			0	0	0	0	0.0	0	0.000
BB.70			0	0	0	0	0.0	0	0.000
BB.71			6,894,160	0	7,040,201	-128,169	-2.0	6,912,032	6,912,032
BB.72			11,052	0	12,153	-136	-1.0	12,017	12,017
BB.73			144,053	0	156,156	-2,858	-2.0	153,298	153,298
BB.74			1,385,449	0	1,414,538	-25,773	-2.0	1,388,765	1,388,765
BB.75			1,577,009	0	1,709,209	-31,102	-2.0	1,678,107	1,678,107
BB.76			61,524	0	66,681	-1,177	-2.0	65,504	65,504
BB.77			87,302	0	94,623	-1,752	-2.0	92,871	92,871
BB.79			509,812	0	552,630	-10,048	-2.0	542,582	542,582
BB.80			97,486	0	105,659	-1,895	-2.0	103,764	103,764
BB.81			1,289,981	0	1,395,600	-25,416	-2.0	1,370,184	1,370,184
BB.82			132,532	0	143,661	-2,617	-2.0	141,044	141,044
BB.85			26,616	0	28,859	-709	-3.0	28,150	28,150
BB.87			330,449	0	358,190	-6,518	-2.0	351,672	351,672
BB.88			378,675	0	410,497	-7,469	-2.0	403,028	403,028
BB.89			76,176	0	82,564	-1,518	-2.0	81,046	81,046
BB.90			2,389,742	0	2,590,480	-47,152	-2.0	2,543,328	2,543,328
BB.92			110,360	0	119,632	-2,160	-2.0	117,472	117,472
BB.93			10,857,870	0	11,357,982	-319,384	-3.0	11,038,598	11,038,598
BB.95			113,018	0	122,523	-2,218	-2.0	120,305	120,305
BB.98			494,176	0	535,681	-9,754	-2.0	525,927	525,927
BB.99			288,583	0	312,818	-5,706	-2.0	307,112	307,112
BB.100			1,120,294	0	1,214,405	-22,111	-2.0	1,192,294	1,192,294
BB.101			2,949,455	0	3,197,195	-58,203	-2.0	3,138,992	3,138,992

BB.126	5,635,954	0	6,095,665	-110,973	-2.0	5,984,692	5,984,692
BB.102	137,575	0	149,122	-2,751	-2.0	146,371	146,371
BB.103	14,025	0	15,272	-185	-1.0	15,087	15,087
BB.105	130,626	0	141,589	-2,584	-2.0	139,005	139,005
BB.107	608,812	0	659,952	-12,007	-2.0	647,945	647,945
BB.110	1,773,150	0	1,905,162	-34,665	-2.0	1,870,497	1,870,497
BB.111	10,847	0	11,750	0	0.0	11,750	11,750
BB.112	377,832	0	409,572	-7,465	-2.0	402,107	402,107
BB.113	81,794	0	88,648	-1,648	-2.0	87,000	87,000
BB.114	271,470	0	277,142	-5,037	-2.0	272,105	272,105
BB.125	991,608	0	1,061,329	-19,333	-2.0	1,041,996	1,041,996
BB.116	143,535	0	155,597	-2,854	-2.0	152,743	152,743
BB.122	27,846	0	30,262	-744	-3.0	29,518	29,518
BB.118	103,795	0	112,513	-2,041	-2.0	110,472	110,472
BB.119	3,535	0	3,712	0	0.0	3,712	3,712
BB.121	676,353	0	718,195	-13,083	-2.0	705,112	705,112
BB.124	320,801	0	347,729	-6,308	-2.0	341,421	341,421
BB.128	0	0	0	0	0.0	0	0.000
BB.127	804,380	0	821,268	-14,963	-2.0	806,305	806,305
B.2	0	0	76,793,366	0	0.0	76,793,366	76,793,366
B.3	0	0	22,177,056	0	0.0	22,177,056	22,177,056
Zone Total	505,895,688	21,457,097	619,091,650	-13,150,579		605,941,071	605,941,063

Zone	Date	KWH from NVISO	Total Unaccounted Load per
3	Dec-18	354,468,076	-5,980,371

LSE/MUNI	PTID	NAME	CSS Load	Load Mod	Total-load mod w/losses	Unaccounted	Percent	Total - load mod w/losses + unaccounted	Mwh to NVISO
CC.1			175,374,308	61,419,539	126,276,729	-2,369,819	-2.0	123,906,910	123,906,905
CC.2			3,121,475	0	3,383,693	-61,589	-2.0	3,322,104	3,322,104
CC.3			104,669	0	113,456	-2,012	-2.0	111,444	111,444
CC.4			906,547	0	982,678	-17,883	-2.0	964,795	964,795
CC.9			508,681	0	550,137	-10,001	-2.0	540,136	540,136
CC.11			468,344	0	507,694	-9,228	-2.0	498,466	498,466
CC.13			684,812	0	742,336	-13,525	-2.0	728,811	728,811
CC.14			0	0	0	0	0.0	0	0.000
CC.15			4,123,041	0	4,465,153	-81,288	-2.0	4,383,865	4,383,865
CC.17			58,395,890	0	61,914,398	-1,127,090	-2.0	60,787,308	60,787,308
CC.18			16,117,876	0	17,254,379	-314,097	-2.0	16,940,282	16,940,282
CC.19			1,272,946	0	1,379,864	-25,127	-2.0	1,354,737	1,354,737
CC.20			525,129	0	569,224	-10,366	-2.0	558,858	558,858
CC.21			19,903	0	21,642	-407	-2.0	21,235	21,235
CC.22			3,750,287	0	3,967,145	-72,219	-2.0	3,894,926	3,894,926
CC.23			16,822,634	0	17,926,856	-326,341	-2.0	17,600,515	17,600,515
CC.24			996,505	0	1,079,061	-19,628	-2.0	1,059,433	1,059,433
CC.25			2,497,780	0	2,707,589	-49,284	-2.0	2,658,305	2,658,305
CC.26			2,979,313	0	3,183,187	-57,969	-2.0	3,125,218	3,125,218
CC.30			62,544	0	63,847	-1,297	-2.0	62,550	62,550
CC.31			178,616	0	182,337	-3,337	-2.0	179,000	179,000
CC.32			6,531,181	0	6,950,546	-126,529	-2.0	6,824,017	6,824,017
CC.33			6,822	0	7,566	0	0.0	7,566	7,566
CC.35			417,056	0	452,098	-8,207	-2.0	443,891	443,891
CC.36			272,724	0	295,642	-5,365	-2.0	290,277	290,277
CC.37			221,397	0	226,050	-4,113	-2.0	221,937	221,937
CC.40			1,119,543	0	1,213,585	-22,087	-2.0	1,191,498	1,191,498
CC.41			3,626,671	0	3,931,316	-71,561	-2.0	3,859,755	3,859,755
CC.42			159,509	0	172,917	-3,139	-2.0	169,778	169,778
CC.43			1,938,039	0	2,099,813	-38,220	-2.0	2,061,593	2,061,593
CC.44			26,857	0	29,110	-719	-3.0	28,391	28,391
CC.45			78,891	0	85,529	-1,615	-2.0	83,914	83,914
CC.46			64,438	0	65,920	-1,345	-2.0	64,575	64,575
CC.47			441,407	0	478,493	-8,720	-2.0	469,773	469,773
CC.48			3,023,265	0	3,277,207	-59,649	-2.0	3,217,558	3,217,558
CC.49			132,492	0	143,626	-2,612	-2.0	141,014	141,014
CC.50			714,883	0	774,935	-14,113	-2.0	760,822	760,822
CC.52			10,035,096	0	10,877,867	-198,014	-2.0	10,679,853	10,679,853
CC.96			2,097,253	0	2,273,407	-41,388	-2.0	2,232,019	2,232,019
CC.54			125,758	0	136,311	-2,448	-2.0	133,863	133,863
CC.57			334	0	354	-1	0.0	353	0.353
CC.58			0	0	0	0	0.0	0	0.000
CC.59			2	0	2	0	0.0	2	0.002
CC.60			0	0	0	0	0.0	0	0.000
CC.61			0	0	0	0	0.0	0	0.000
CC.62			10	0	10	0	0.0	10	0.010
CC.63			23	0	24	0	0.0	24	0.024
CC.64			20	0	20	0	0.0	20	0.020
CC.65			80	0	83	0	0.0	83	0.083
CC.66			55	0	57	0	0.0	57	0.057
CC.67			0	0	0	0	0.0	0	0.000
CC.68			130	0	141	0	0.0	141	0.141
CC.69			48	0	50	0	0.0	50	0.050
CC.70			6,993	0	7,612	0	0.0	7,612	7.612
CC.71			618	0	680	-1	0.0	679	0.679
CC.72			0	0	0	0	0.0	0	0.000
CC.73			329	0	348	0	0.0	348	0.348
CC.74			0	0	0	0	0.0	0	0.000
CC.75			0	0	0	0	0.0	0	0.000
CC.76			4,517	0	4,589	-72	-2.0	4,517	4.517
CC.77			15,397	0	16,067	0	0.0	16,067	16.067
CC.78			1,664	0	1,712	-46	-3.0	1,666	1.666
CC.79			12	0	12	0	0.0	12	0.012
CC.80			867	0	918	-2	0.0	916	0.916
CC.81			0	0	0	0	0.0	0	0.000
CC.82			4,433	0	4,633	-84	-2.0	4,549	4.549
CC.83			13	0	13	0	0.0	13	0.013
CC.84			0	0	0	0	0.0	0	0.000
CC.85			0	0	0	0	0.0	0	0.000
CC.86			242	0	253	-1	0.0	252	0.252
CC.87			1	0	1	0	0.0	1	0.001
CC.88			0	0	0	0	0.0	0	0.000
CC.89			0	0	0	0	0.0	0	0.000
CC.90			0	0	0	0	0.0	0	0.000
CC.91			0	0	0	0	0.0	0	0.000

CC.92	1	0	1	0	0.0	1	0.001
CC.93	533	0	567	-9	-2.0	558	0.558
CC.145	1,557,386	0	1,650,175	-30,038	-2.0	1,620,137	1,620,137
CC.94	7,323	0	7,762	-108	-1.0	7,654	7,654
CC.95	111,064	0	120,392	-2,180	-2.0	118,212	118,212
CC.97	2,069,963	0	2,243,406	-40,841	-2.0	2,202,565	2,202,565
CC.98	78,662	0	85,264	-1,595	-2.0	83,669	83,669
CC.99	119,032	0	129,045	-2,322	-2.0	126,723	126,723
CC.101	661,724	0	717,308	-13,060	-2.0	704,248	704,248
CC.102	43,543	0	47,210	-812	-2.0	46,398	46,398
CC.103	655,863	0	710,956	-12,923	-2.0	698,033	698,033
CC.104	184,113	0	199,575	-3,634	-2.0	195,941	195,941
CC.107	48,428	0	52,490	-915	-2.0	51,575	51,575
CC.109	472,884	0	512,601	-9,330	-2.0	503,271	503,271
CC.110	537,069	0	582,189	-10,607	-2.0	571,582	571,582
CC.111	61,590	0	66,726	-1,262	-2.0	65,464	65,464
CC.112	66,507	0	67,904	-1,238	-2.0	66,666	66,666
CC.113	2,914,474	0	3,159,293	-57,512	-2.0	3,101,781	3,101,781
CC.114	965,494	0	1,046,578	-19,059	-2.0	1,027,519	1,027,519
CC.115	57,253	0	62,044	-1,126	-2.0	60,918	60,918
CC.116	12,834,090	0	13,393,905	-177,562	-1.0	13,216,343	13,216,343
CC.118	169,427	0	183,654	-3,306	-2.0	180,348	180,348
CC.121	92,056	0	99,779	-1,868	-2.0	97,911	97,911
CC.122	109,554	0	118,746	-2,174	-2.0	116,572	116,572
CC.123	1,208,744	0	1,310,284	-23,845	-2.0	1,286,439	1,286,439
CC.124	691,267	0	749,341	-13,657	-2.0	735,684	735,684
CC.150	2,559,254	0	2,771,727	-50,464	-2.0	2,721,263	2,721,263
CC.125	139,683	0	151,425	-2,796	-2.0	148,629	148,629
CC.126	18,395	0	19,964	-349	-2.0	19,615	19,615
CC.128	39,933	0	43,290	-754	-2.0	42,536	42,536
CC.130	510,699	0	553,606	-10,082	-2.0	543,524	543,524
CC.133	4,671,897	0	4,853,806	-88,358	-2.0	4,765,448	4,765,448
CC.134	13,599	0	14,739	-14	0.0	14,725	14,725
CC.135	388,935	0	421,616	-7,673	-2.0	413,943	413,943
CC.136	15,766	0	17,128	-92	-1.0	17,036	17,036
CC.148	114,996	0	124,664	-2,295	-2.0	122,369	122,369
CC.138	84,592	0	91,684	-1,731	-2.0	89,953	89,953
CC.146	19,233	0	20,868	-353	-2.0	20,515	20,515
CC.140	112,992	0	122,488	-2,213	-2.0	120,275	120,275
CC.141	7,839	0	8,583	0	0.0	8,583	8,583
CC.142	148,819	0	151,893	-2,858	-2.0	149,035	149,035
CC.143	73,300	0	74,825	-1,396	-2.0	73,429	73,429
CC.144	954,853	0	988,624	-18,007	-2.0	970,617	970,617
CC.147	93,873	0	101,769	-1,839	-2.0	99,930	99,930
CC.149	1,656	0	1,666	0	0.0	1,666	1,666
C.1	6,457,097	0	6,522,334	-50,145	-1.0	6,472,189	6,472,189
C.2	0	0	10,824,690	0	0.0	10,824,690	10,824,690
C.3	0	0	1,884,978	0	0.0	1,884,978	1,884,978
C.4	968,688	0	1,014,444	-7,711	-1.0	1,006,733	1,006,733
C.5	2,100	0	2,131	13	1.0	2,144	2,144
C.6	0	0	10,661,365	0	0.0	10,661,365	10,661,365
C.7	0	0	4,100,243	0	0.0	4,100,243	4,100,243
C.8	6,196,130	0	6,326,240	-115,163	-2.0	6,211,077	6,211,077
C.9	439,080	0	459,540	-2,545	-1.0	456,995	456,995
Zone Total	369,731,823	61,419,539	360,448,447	-5,980,366		354,468,081	354,468,076

Zone	Date	KWH from NWISO	Total Unaccounted Load per Subzone
4	Dec-18	936,599,602	-3,568,591

LSE/MUNI	PTID	NAME	CSS Load	Load Mod	Total-load mod w/losses	Unaccounted	Percent	Total - load mod w/losses + unaccounted	Mwh to NWISO
DD.1			416,313,926	105,631,565	340,997,015	5,276,408	2.0	346,273,423	346,273,420
DD.2			5,110,224	0	5,539,308	-100,831	-2.0	5,438,477	5,438,477
DD.3			241,025	0	261,276	-4,741	-2.0	256,535	256,535
DD.4			2,663,379	0	2,887,108	-52,551	-2.0	2,834,557	2,834,557
DD.9			884,064	0	946,259	-17,230	-2.0	929,029	929,029
DD.11			804,085	0	871,629	-15,860	-2.0	855,769	855,769
DD.13			8,249,602	0	8,422,841	187,506	2.0	8,610,347	8,610,347
DD.14			1,245,887	0	1,335,026	-24,307	-2.0	1,310,719	1,310,719
DD.15			76,862	0	83,319	-1,607	-2.0	81,712	81,712
DD.17			137,541,533	0	145,831,691	-2,654,707	-2.0	143,176,984	143,176,984
DD.18			142,140,481	0	147,489,191	-2,684,886	-2.0	144,804,305	144,804,305
DD.19			23,463,841	0	24,378,142	-443,782	-2.0	23,934,360	23,934,360
DD.20			358,180	0	388,267	-7,077	-2.0	381,190	381,190
DD.21			54,426	0	58,997	-1,090	-2.0	57,907	57,907
DD.22			3,765,749	0	3,952,186	-71,958	-2.0	3,880,228	3,880,228
DD.23			34,013,763	0	36,579,406	-665,894	-2.0	35,913,512	35,913,512
DD.24			206,388	0	223,723	-4,065	-2.0	219,658	219,658
DD.25			4,490,238	0	4,867,287	-88,595	-2.0	4,778,692	4,778,692
DD.26			6,574,067	0	7,105,787	-129,358	-2.0	6,976,429	6,976,429
DD.29			175,515	0	179,213	-3,244	-2.0	175,969	175,969
DD.30			24,548,992	0	25,652,360	-466,984	-2.0	25,185,376	25,185,376
DD.34			538,849	0	584,124	-10,629	-2.0	573,495	573,495
DD.35			461,891	0	500,708	-9,098	-2.0	491,610	491,610
DD.38			4,213,020	0	4,566,204	-83,128	-2.0	4,483,076	4,483,076
DD.39			6,496,842	0	7,001,492	-127,460	-2.0	6,874,032	6,874,032
DD.40			482,307	0	522,833	-9,529	-2.0	513,304	513,304
DD.41			3,754,507	0	4,063,294	-73,958	-2.0	3,989,336	3,989,336
DD.42			2,693,644	0	2,750,220	-50,075	-2.0	2,700,145	2,700,145
DD.43			2,134,341	0	2,179,156	-39,672	-2.0	2,139,484	2,139,484
DD.44			57,799	0	62,651	-1,113	-2.0	61,538	61,538
DD.45			469,271	0	508,692	-9,245	-2.0	499,447	499,447
DD.46			1,255,175	0	1,360,619	-24,780	-2.0	1,335,839	1,335,839
DD.47			3,271,901	0	3,546,736	-64,563	-2.0	3,482,173	3,482,173
DD.48			832,102	0	902,013	-16,403	-2.0	885,610	885,610
DD.49			6,538,212	0	7,084,037	-128,955	-2.0	6,955,082	6,955,082
DD.51			17,422,793	0	18,885,879	-343,802	-2.0	18,542,077	18,542,077
DD.52			135,734	0	138,591	-2,501	-2.0	136,090	136,090
DD.53			4,910,370	0	5,322,776	-96,884	-2.0	5,225,892	5,225,892
DD.56			661,690	0	717,271	-13,062	-2.0	704,209	704,209
DD.57			179,370	0	194,430	-3,546	-2.0	190,884	190,884
DD.58			2,307	0	2,325	-2	0.0	2,323	2,323

DD.59	0	0	0	0	0.0	0	0.000
DD.60	0	0	0	0	0.0	0	0.000
DD.61	0	0	0	0	0.0	0	0.000
DD.62	80	0	84	-2	-2.0	82	0.082
DD.63	0	0	0	0	0.0	0	0.000
DD.64	7,201	0	7,353	-123	-2.0	7,230	7.230
DD.65	754	0	790	-16	-2.0	774	0.774
DD.66	0	0	0	0	0.0	0	0.000
DD.68	0	0	0	0	0.0	0	0.000
DD.69	5,977,036	0	6,214,579	-113,127	-2.0	6,101,452	6,101.452
DD.70	34,876	0	37,761	-891	-2.0	36,870	36.870
DD.71	813,834	0	830,900	-15,073	-2.0	815,827	815.827
DD.72	288,475	0	312,720	-5,702	-2.0	307,018	307.018
DD.73	2,376,880	0	2,426,795	-44,127	-2.0	2,382,668	2,382.668
DD.74	3,606,039	0	3,898,451	-70,967	-2.0	3,827,484	3,827.484
DD.75	243,418	0	263,010	-4,805	-2.0	258,205	258.205
DD.76	189,055	0	204,949	-3,737	-2.0	201,212	201.212
DD.78	2,078,275	0	2,252,704	-41,011	-2.0	2,211,693	2,211.693
DD.79	189,666	0	205,596	-3,755	-2.0	201,841	201.841
DD.80	741,308	0	803,575	-14,614	-2.0	788,961	788.961
DD.81	292,992	0	299,096	-5,361	-2.0	293,735	293.735
DD.82	1,089,792	0	1,112,678	-20,171	-2.0	1,092,507	1,092.507
DD.83	237,672	0	242,745	-4,305	-2.0	238,440	238.440
DD.84	325,515	0	352,856	-6,428	-2.0	346,428	346.428
DD.87	243,460	0	263,907	-4,795	-2.0	259,112	259.112
DD.89	7,448,317	0	7,888,695	-143,603	-2.0	7,745,092	7,745.092
DD.90	1,478,816	0	1,603,030	-29,183	-2.0	1,573,847	1,573.847
DD.91	51,402	0	55,717	-918	-2.0	54,799	54.799
DD.92	6,820,537	0	7,393,465	-134,597	-2.0	7,258,868	7,258.868
DD.93	341,133	0	369,779	-6,732	-2.0	363,047	363.047
DD.94	19,576	0	21,239	-451	-2.0	20,788	20.788
DD.95	40,963,839	0	42,141,723	904,203	-2.0	43,045,926	43,045.926
DD.97	623,373	0	675,719	-12,304	-2.0	663,415	663.415
DD.100	775,588	0	840,754	-15,300	-2.0	825,454	825.454
DD.101	146,367	0	158,680	-2,887	-2.0	155,793	155.793
DD.102	2,173,848	0	2,356,444	-42,897	-2.0	2,313,547	2,313.547
DD.103	2,324,722	0	2,519,999	-45,873	-2.0	2,474,126	2,474.126
DD.127	3,823,108	0	4,139,888	-75,361	-2.0	4,064,527	4,064.527
DD.104	249,720	0	270,702	-4,944	-2.0	265,758	265.758
DD.105	45,468	0	49,260	-866	-2.0	48,394	48.394
DD.107	1,048,514	0	1,136,589	-20,687	-2.0	1,115,902	1,115.902
DD.109	1,115,030	0	1,208,689	-21,994	-2.0	1,186,695	1,186.695
DD.112	15,542,268	0	16,636,061	-302,851	-2.0	16,333,210	16,333.210
DD.113	219,702	0	238,161	-4,354	-2.0	233,807	233.807
DD.114	964,759	0	1,045,798	-19,045	-2.0	1,026,753	1,026.753
DD.115	73,648	0	79,830	-1,484	-2.0	78,346	78.346
DD.124	232,678	0	252,222	-4,577	-2.0	247,645	247.645
DD.117	348,055	0	377,287	-6,880	-2.0	370,407	370.407
DD.123	101,394	0	109,913	-1,969	-2.0	107,944	107.944
DD.119	190,283	0	206,269	-3,782	-2.0	202,487	202.487
DD.120	40,440	0	43,826	-746	-2.0	43,080	43.080
DD.122	2,483,744	0	2,692,381	-49,016	-2.0	2,643,365	2,643.365
DD.125	151,314	0	164,024	-2,971	-2.0	161,053	161.053
DD.126	591,084	0	640,742	-11,666	-2.0	629,076	629.076
D.1	0	0	1,343,259	0	0.0	1,343,259	1,343.259
D.2	0	0	916,914	0	0.0	916,914	916.914
D.3	0	0	0	0	0.0	0	0.000
D.4	153	0	156	23	13.0	179	0.179
D.5	191,067	0	200,059	4,880	2.0	204,939	204.939
D.6	728,985	0	736,339	-13,428	-2.0	722,911	722.911
D.7	104,738	0	105,798	-1,898	-2.0	103,900	103.900
D.8	271,757	0	274,595	-4,834	-2.0	269,761	269.761
D.14	2,546,092	0	2,599,556	-47,328	-2.0	2,552,228	2,552.228
Zone Total	982,402,199	105,631,565	940,168,193	-3,568,588		936,599,605	936,599.602

Zone	Date	KWH from NVISO	Total Unaccounted Load per
29	Dec-18	197,803,489	-3,419,025

LSE/MUNI	PTID	NAME	CSS Load	Load Mod	Total-load mod w/losses	Unaccounted	Percent	Total - load mod w/losses + unaccounted	Mwh to NVISO
EE.1			92,215,967	103,914	99,465,544	-1,827,168	-2.0	97,638,376	97,638.371
EE.2			1,136,529	0	1,232,003	-22,429	-2.0	1,209,574	1,209.574
EE.3			3,766	0	3,997	0	0.0	3,997	3.997
EE.4			348,960	0	378,266	-6,872	-2.0	371,394	371.394
EE.9			2,947,101	0	3,176,637	-57,827	-2.0	3,118,810	3,118.810
EE.11			198,013	0	214,639	-3,903	-2.0	210,736	210.736
EE.12			11,927	0	12,880	0	0.0	12,880	12.880
EE.14			111,082	0	120,446	-2,209	-2.0	118,237	118.237
EE.15			483,387	0	524,007	-9,531	-2.0	514,476	514.476
EE.16			337,792	0	366,168	-6,669	-2.0	359,499	359.499
EE.17			397,422	0	430,808	-7,865	-2.0	422,943	422.943
EE.19			0	0	0	0	0.0	0	0.000
EE.20			18,924,396	0	20,145,394	-366,720	-2.0	19,778,674	19,778.674
EE.21			5,607,594	0	5,978,457	-108,839	-2.0	5,869,618	5,869.618
EE.22			734,898	0	796,630	-14,491	-2.0	782,139	782.139
EE.23			12,445	0	13,475	0	0.0	13,475	13.475
EE.24			7,544	0	8,288	0	0.0	8,288	8.288
EE.25			2,083,238	0	2,210,323	-40,241	-2.0	2,170,082	2,170.082
EE.26			5,470,188	0	5,841,823	-106,343	-2.0	5,735,480	5,735.480
EE.27			1,013,276	0	1,095,151	-19,936	-2.0	1,075,215	1,075.215
EE.28			1,063,258	0	1,151,801	-20,970	-2.0	1,130,831	1,130.831
EE.29			975,630	0	1,057,267	-19,256	-2.0	1,038,011	1,038.011
EE.31			5,062,002	0	5,316,478	-78,133	-1.0	5,238,345	5,238.345
EE.32			527,820	0	538,885	-11,222	-2.0	527,663	527.663
EE.34			92,657	0	94,587	-1,614	-2.0	92,973	92.973
EE.35			5,888,448	0	6,012,120	-109,455	-2.0	5,902,665	5,902.665
EE.36			3,105,783	0	3,281,905	-59,735	-2.0	3,222,170	3,222.170
EE.39			3,563,343	0	3,857,714	-70,219	-2.0	3,787,495	3,787.495
EE.40			214,830	0	232,868	-4,195	-2.0	228,673	228.673
EE.42			450,072	0	487,700	-8,886	-2.0	478,814	478.814
EE.43			1,307,106	0	1,416,908	-25,795	-2.0	1,391,113	1,391.113
EE.44			149,801	0	162,374	-2,893	-2.0	159,481	159.481
EE.45			595,937	0	645,763	-11,799	-2.0	633,964	633.964

EE.46	19,524	0	21,239	-380	-2.0	20,859	20,859	
EE.47	37,457	0	40,604	-746	-2.0	39,858	39,858	
EE.48	29,797	0	31,348	-744	-2.0	30,604	30,604	
EE.49	289,224	0	313,246	-5,695	-2.0	307,551	307,551	
EE.50	1,309,908	0	1,419,941	-25,848	-2.0	1,394,093	1,394,093	
EE.51	207,778	0	225,226	-4,098	-2.0	221,128	221,128	
EE.52	361,027	0	391,341	-7,105	-2.0	384,236	384,236	
EE.54	3,864,675	0	4,189,306	-76,266	-2.0	4,113,040	4,113,040	
EE.55	689,088	0	746,966	-13,585	-2.0	733,381	733,381	
EE.57	43,949	0	47,660	-783	-2.0	46,877	46,877	
EE.59	14,789	0	16,054	-41	0.0	16,013	16,013	
EE.60	0	0	0	0	0.0	0	0.000	
EE.61	0	0	0	0	0.0	0	0.000	
EE.62	960	0	1,007	-20	-2.0	987	0.987	
EE.63	905,160	0	960,379	-17,495	-2.0	942,884	942,884	
EE.64	4,020	0	4,172	0	0.0	4,172	4,172	
EE.65	39,273	0	42,558	-752	-2.0	41,806	41,806	
EE.66	744,349	0	806,883	-14,690	-2.0	792,193	792,193	
EE.67	12,567	0	13,617	0	0.0	13,617	13,617	
EE.68	15,164	0	16,427	-123	-1.0	16,304	16,304	
EE.70	46,876	0	50,834	-897	-2.0	49,937	49,937	
EE.71	40,898	0	44,325	-761	-2.0	43,564	43,564	
EE.72	3,282,801	0	3,538,138	-64,400	-2.0	3,473,738	3,473,738	
EE.73	72,458	0	78,519	-1,404	-2.0	77,115	77,115	
EE.76	20,442	0	22,219	-428	-2.0	21,791	21,791	
EE.78	100,942	0	109,423	-1,991	-2.0	107,432	107,432	
EE.79	351,502	0	381,030	-6,933	-2.0	374,097	374,097	
EE.80	13,430	0	14,590	0	0.0	14,590	14,590	
EE.81	110,895	0	120,199	-2,172	-2.0	118,027	118,027	
EE.82	906,134	0	981,656	-17,874	-2.0	963,782	963,782	
EE.83	2,657,073	0	2,785,989	-42,739	-2.0	2,743,250	2,743,250	
EE.85	66,365	0	71,906	-1,277	-2.0	70,629	70,629	
EE.88	118,019	0	127,937	-2,309	-2.0	125,628	125,628	
EE.89	428,888	0	464,915	-8,471	-2.0	456,444	456,444	
EE.90	586,451	0	635,721	-11,579	-2.0	624,142	624,142	
EE.91	963	0	963	0	0.0	963	0.963	
EE.115	735,662	0	797,343	-14,494	-2.0	782,849	782,849	
EE.92	43,207	0	46,847	-821	-2.0	46,026	46,026	
EE.93	4,169	0	4,632	0	0.0	4,632	4,632	
EE.95	26,816	0	29,068	-714	-3.0	28,354	28,354	
EE.97	312,664	0	338,925	-6,143	-2.0	332,782	332,782	
EE.100	1,671,962	0	1,732,391	-31,537	-2.0	1,700,854	1,700,854	
EE.103	28,285	0	30,651	-740	-2.0	29,911	29,911	
EE.104	241,959	0	262,276	-4,790	-2.0	257,486	257,486	
EE.105	2,553	0	2,589	0	0.0	2,589	2,589	
EE.113	76,581	0	82,974	-1,544	-2.0	81,430	81,430	
EE.107	24,066	0	26,081	-590	-2.0	25,491	25,491	
EE.114	19,752	0	21,434	-395	-2.0	21,039	21,039	
EE.109	16,207	0	17,550	-177	-2.0	17,373	17,373	
EE.110	1,375	0	1,375	0	0.0	1,375	1,375	
EE.111	18,101	0	19,707	-254	-1.0	19,453	19,453	
EE.112	3,894	0	4,189	0	0.0	4,189	4,189	
E.1	0	0	9,446,810	0	0.0	9,446,810	9,446,810	
E.3	0	0	3,370,028	0	0.0	3,370,028	3,370,028	
Zone Total			175,662,311	103,914	201,222,514	-3,419,020	197,803,494	197,803,489

Zone	Date	KWH from NWISO	Total Unaccounted Load per
31	Dec-18	71,876,050	2,294,326

LSE/MUNI	PTID	NAME	CSS Load	Load Mod	Total-load mod w/losses	Unaccounted	Percent	Total - load mod w/losses + unaccounted	Mwh to NISO
FF.1			20,813,539	1,477,420	21,002,968	920,767	4.0	21,923,735	21,923,723
FF.2			415,685	0	450,594	-8,182	-2.0	442,412	442,412
FF.3			103,453	0	112,154	-2,036	-2.0	110,118	110,118
FF.8			2,441	0	2,441	0	0.0	2,441	2,441
FF.10			20,240	0	21,999	-416	-2.0	21,583	21,583
FF.12			14,475	0	15,736	-28	0.0	15,708	15,708
FF.13			1,211,055	0	1,302,496	-23,727	-2.0	1,278,769	1,278,769
FF.15			3,538,199	0	3,797,796	-69,125	-2.0	3,728,671	3,728,671
FF.16			1,678,951	0	1,819,981	-33,130	-2.0	1,786,851	1,786,851
FF.17			100,157	0	108,545	-1,925	-2.0	106,620	106,620
FF.18			14,882	0	16,170	-61	0.0	16,109	16,109
FF.19			0	0	0	0	0.0	0	0.000
FF.20			667,518	0	723,595	-13,186	-2.0	710,409	710,409
FF.21			19,744	0	21,439	-395	-2.0	21,044	21,044
FF.22			437,337	0	474,071	-8,634	-2.0	465,437	465,437
FF.23			124,797	0	135,279	-2,477	-2.0	132,802	132,802
FF.24			2,048,368	0	2,173,330	-39,552	-2.0	2,133,778	2,133,778
FF.25			94,885	0	102,872	-1,851	-2.0	101,021	101,021
FF.26			76,185	0	82,569	-1,517	-2.0	81,052	81,052
FF.29			96,924	0	105,068	-1,935	-2.0	103,133	103,133
FF.30			349,779	0	379,143	-6,920	-2.0	372,223	372,223
FF.31			25,656	0	27,836	-658	-2.0	27,178	27,178
FF.32			5,345	0	5,849	0	0.0	5,849	5,849
FF.33			10,203	0	10,977	0	0.0	10,977	10,977
FF.34			15,782	0	17,099	-165	-1.0	16,934	16,934
FF.35			48,491	0	52,546	-890	-2.0	51,656	51,656
FF.36			101,120	0	109,614	-1,973	-2.0	107,641	107,641
FF.37			6,939	0	7,683	0	0.0	7,683	7,683
FF.38			17,094	0	18,549	-232	-1.0	18,317	18,317
FF.40			1,093,384	0	1,185,256	-21,570	-2.0	1,163,686	1,163,686
FF.41			97,593	0	105,787	-1,905	-2.0	103,882	103,882
FF.42			5,719	0	6,107	-2	0.0	6,105	6,105
FF.44			1,070	0	1,090	-20	-2.0	1,070	1,070
FF.45			600	0	629	-11	-2.0	618	0.618
FF.46			5,014	0	5,307	-146	-3.0	5,161	5,161
FF.48			1,433	0	1,508	0	0.0	1,508	1,508
FF.49			2	0	2	0	0.0	2	0.002
FF.50			0	0	0	0	0.0	0	0.000
FF.51			2,217	0	2,318	0	0.0	2,318	2,318
FF.52			123,187	0	125,814	-2,245	-2.0	123,569	123,569
FF.53			13,561	0	14,699	-10	0.0	14,689	14,689
FF.54			300,532	0	325,769	-5,908	-2.0	319,861	319,861

FF.55		14,961	0	16,220	-90	-1.0	16,130	16,130
FF.56		11,158	0	12,086	0	0.0	12,086	12,086
FF.58		32,214	0	34,958	-744	-2.0	34,214	34,214
FF.59		20,116	0	21,848	-409	-2.0	21,439	21,439
FF.60		178,119	0	193,074	-3,485	-2.0	189,589	189,589
FF.61		18,169	0	19,737	-296	-2.0	19,441	19,441
FF.64		12,075	0	13,085	0	0.0	13,085	13,085
FF.65		74,222	0	80,475	-1,484	-2.0	78,991	78,991
FF.66		42,499	0	46,105	-753	-2.0	45,352	45,352
FF.96		8,756	0	9,506	0	0.0	9,506	9,506
FF.67		617,829	0	669,739	-12,180	-2.0	657,559	657,559
FF.68		734,300	0	772,809	36,788	5.0	809,597	809,597
FF.69		161,372	0	174,907	8,263	5.0	183,170	183,170
FF.71		17,085	0	18,513	-237	-1.0	18,276	18,276
FF.74		5,407	0	6,043	0	0.0	6,043	6,043
FF.75		3,116	0	3,173	0	0.0	3,173	3,173
FF.76		219,280	0	237,687	-4,299	-2.0	233,388	233,388
FF.77		2,261	0	2,261	0	0.0	2,261	2,261
FF.99		11,879	0	12,580	-21	0.0	12,559	12,559
FF.78		16,246	0	17,604	-196	-1.0	17,408	17,408
FF.79		668	0	668	0	0.0	668	668
FF.81		8,307	0	9,051	0	0.0	9,051	9,051
FF.83		106,512	0	115,450	-2,103	-2.0	113,347	113,347
FF.95		290,706	0	312,543	-5,673	-2.0	306,870	306,870
FF.87		67,854	0	73,516	-1,304	-2.0	72,212	72,212
FF.88		2,472	0	2,472	0	0.0	2,472	2,472
FF.98		5,655	0	6,399	0	0.0	6,399	6,399
FF.90		4,279	0	4,667	0	0.0	4,667	4,667
FF.92		15,627	0	16,934	-162	-1.0	16,772	16,772
FF.93		1,732	0	1,732	0	0.0	1,732	1,732
FF.97		2,601	0	2,610	0	0.0	2,610	2,610
F.1		31,311,745	0	31,800,587	1,612,788	5.0	33,413,375	33,413,375
Zone Total		67,722,778	1,477,420	69,581,724	2,294,338		71,876,062	71,876,050
Grand Total		2,988,091,651	190,419,955	3,210,245,117	-36,321,760		3,173,923,357	3,173,923,315

5/14/2019

8:28:46 AM Page -1 of 1

Zone	Date	KWH from NYISO	Total Unaccounted Load per Subzone							
1	Jan-19	1,006,159,875	-21,729,019							
LSE/MUNI	PTID	NAME	CSS Load	Load Mod	Total-load mod w/losses	Unaccounted	Percent	Total - load mod w/losses + unaccounted	Mwh to NYISO	
AA.1			309,770,285	192,073	333,148,599	-9,472,851	-3.0	323,675,748	323,675,746	
AA.2			1,651,909	0	1,790,660	-27,312	-2.0	1,763,348	1,763,348	
AA.136			95,281	0	103,283	-1,504	-1.0	101,779	101,779	
AA.3			1,299,509	0	1,408,666	-21,487	-2.0	1,387,179	1,387,179	
AA.8			6,132,618	0	6,622,961	-100,966	-2.0	6,521,995	6,521,995	
AA.10			760,989	0	824,909	-12,565	-2.0	812,344	812,344	
AA.11			4,881,177	0	5,237,097	-79,830	-2.0	5,157,267	5,157,267	
AA.12			16,503,061	0	17,495,332	-266,723	-2.0	17,228,609	17,228,609	
AA.13			20,699,963	0	21,265,174	-324,195	-2.0	20,940,979	20,940,979	
AA.14			3,946,698	0	4,132,192	-62,991	-2.0	4,069,201	4,069,201	
AA.16			981,756	0	1,002,423	-26,457	-3.0	975,966	975,966	
AA.17			3,078,679	0	3,271,755	-49,880	-2.0	3,221,875	3,221,875	
AA.18			5,195,564	0	5,571,400	-84,917	-2.0	5,486,483	5,486,483	
AA.19			4,516,597	0	4,860,610	-74,095	-2.0	4,786,515	4,786,515	
AA.21			5,608,810	0	5,912,781	-90,143	-2.0	5,822,638	5,822,638	
AA.22			81,964,250	0	87,323,751	-1,331,250	-2.0	85,992,501	85,992,501	
AA.23			12,339,774	0	13,174,510	-200,841	-2.0	12,973,669	12,973,669	
AA.24			2,277,756	0	2,449,531	-37,356	-2.0	2,412,175	2,412,175	
AA.25			3,752,495	0	3,831,290	-58,403	-2.0	3,772,887	3,772,887	
AA.26			331,205	0	359,030	-5,492	-2.0	353,538	353,538	
AA.27			219,753	0	238,205	-3,630	-2.0	234,575	234,575	
AA.28			3,976,228	0	4,185,307	-63,802	-2.0	4,121,505	4,121,505	
AA.29			40,706,240	0	43,322,175	-660,444	-2.0	42,661,731	42,661,731	
AA.30			10,531,818	0	11,346,901	-172,982	-2.0	11,173,919	11,173,919	
AA.31			3,163,186	0	3,427,281	-52,245	-2.0	3,375,036	3,375,036	
AA.32			1,883,831	0	2,041,251	-31,114	-2.0	2,010,137	2,010,137	
AA.34			146,508,666	0	150,249,701	-4,485,973	-3.0	145,763,728	145,763,728	
AA.35			58,598,073	0	60,200,775	-1,552,791	-3.0	58,647,984	58,647,984	
AA.36			122,772	0	128,608	-2,050	-2.0	126,558	126,558	
AA.37			180,648	0	189,154	-2,916	-2.0	186,238	186,238	
AA.38			0	0	0	0	0.0	0	0.000	
AA.39			191,597	0	200,570	-2,982	-2.0	197,588	197,588	
AA.40			343,951	0	360,074	-5,436	-2.0	354,638	354,638	
AA.41			82,570	0	86,418	-1,305	-2.0	85,113	85,113	
AA.42			384,012	0	402,067	-6,128	-2.0	395,939	395,939	
AA.43			530,208	0	541,434	-8,263	-2.0	533,171	533,171	
AA.44			1,459,084	0	1,548,333	-23,605	-2.0	1,524,728	1,524,728	
AA.45			1,623,858	0	1,715,330	-41,641	-2.0	1,673,689	1,673,689	
AA.46			150,535	0	153,698	-2,353	-2.0	151,345	151,345	
AA.47			498,048	0	528,433	-8,090	-2.0	520,343	520,343	
AA.48			1,843,969	0	1,937,115	-29,515	-2.0	1,907,600	1,907,600	
AA.50			1,187,358	0	1,261,871	-19,258	-2.0	1,242,613	1,242,613	
AA.52			16,284,182	0	17,607,728	-268,442	-2.0	17,339,286	17,339,286	
AA.53			430,368	0	466,529	-7,104	-2.0	459,425	459,425	
AA.56			1,790,447	0	1,940,438	-29,561	-2.0	1,910,877	1,910,877	
AA.57			2,715,598	0	2,943,718	-44,875	-2.0	2,898,843	2,898,843	
AA.58			238,871	0	258,004	-3,943	-2.0	254,061	254,061	
AA.59			4,014	0	4,355	-36	-1.0	4,319	4,319	
AA.60			52,241	0	56,636	-801	-1.0	55,835	55,835	
AA.61			2,535,107	0	2,705,078	-41,228	-2.0	2,663,850	2,663,850	
AA.62			116,828	0	126,650	-1,901	-2.0	124,749	124,749	
AA.63			152,787	0	163,947	-2,518	-2.0	161,429	161,429	
AA.64			329,947	0	354,560	-5,440	-2.0	349,120	349,120	
AA.65			514,817	0	550,948	-8,411	-2.0	542,537	542,537	
AA.66			1,212,949	0	1,308,234	-19,926	-2.0	1,288,308	1,288,308	
AA.67			884,419	0	950,198	-14,494	-2.0	935,704	935,704	
AA.68			758,302	0	821,996	-12,521	-2.0	809,475	809,475	
AA.69			4,120,834	0	4,466,987	-68,096	-2.0	4,398,891	4,398,891	
AA.70			1,519,820	0	1,601,724	-24,417	-2.0	1,577,307	1,577,307	
AA.72			1,106,098	0	1,199,015	-18,285	-2.0	1,180,730	1,180,730	
AA.74			10,498,832	0	11,379,180	-173,467	-2.0	11,205,713	11,205,713	
AA.75			0	0	0	0	0.0	0	0.000	
AA.76			2,542,378	0	2,755,924	-42,017	-2.0	2,713,907	2,713,907	
AA.78			696,359	0	754,832	-11,516	-2.0	743,316	743,316	
AA.80			664,816	0	718,019	-10,950	-2.0	707,069	707,069	
AA.81			0	0	0	0	0.0	0	0.000	
AA.132			73,751	0	79,938	-1,138	-1.0	78,800	78,800	
AA.82			5,558	0	6,291	0	0.0	6,291	6,291	
AA.83			133,335	0	144,541	-2,176	-2.0	142,365	142,365	
AA.84			88,398	0	90,277	-1,488	-2.0	88,789	88,789	
AA.85			2,089,786	0	2,265,182	-34,531	-2.0	2,230,651	2,230,651	
AA.86			4,305	0	4,708	0	0.0	4,708	4,708	
AA.87			64,475	0	69,878	-1,047	-2.0	68,831	68,831	
AA.89			95,886	0	103,942	-1,602	-2.0	102,340	102,340	
AA.90			102,280	0	110,867	-1,728	-2.0	109,139	109,139	
AA.91			16,499,028	0	17,814,132	-271,573	-2.0	17,542,559	17,542,559	
AA.92			132,176	0	143,270	-2,152	-2.0	141,118	141,118	
AA.95			67,112	0	72,742	-1,098	-2.0	71,644	71,644	
AA.97			378,436	0	410,204	-6,262	-2.0	403,942	403,942	
AA.98			688,431	0	745,229	-11,359	-2.0	733,870	733,870	
AA.99			19,391	0	21,023	-144	-1.0	20,879	20,879	
AA.100			1,379,449	0	1,494,112	-22,776	-2.0	1,471,336	1,471,336	
AA.101			28,696,571	0	30,274,303	-461,526	-2.0	29,812,777	29,812,777	
AA.102			9,745,156	0	10,210,860	-263,311	-3.0	9,947,549	9,947,549	
AA.104			139,904	0	151,666	-2,339	-2.0	149,327	149,327	
AA.106			116,355	0	118,685	-1,768	-2.0	116,917	116,917	
AA.108			504,033	0	546,376	-8,359	-2.0	538,017	538,017	
AA.109			137,619	0	149,191	-2,260	-2.0	146,931	146,931	
AA.110			1,928,067	0	2,090,030	-31,853	-2.0	2,058,177	2,058,177	

AA.111	1,545,368	0	1,675,184	-25,539	-2.0	1,649,645	1,649,645
AA.138	4,014,533	0	4,221,847	-64,366	-2.0	4,157,481	4,157,481
AA.112	168,271	0	182,412	-2,767	-2.0	179,645	179,645
AA.113	509	0	509	0	0.0	509	0.509
AA.115	90,921	0	98,546	-1,581	-2.0	96,965	96,965
AA.117	874,348	0	947,783	-14,474	-2.0	933,309	933,309
AA.120	3,137,055	0	3,389,398	-51,683	-2.0	3,337,715	3,337,715
AA.123	44,968	0	48,745	-744	-2.0	48,001	48,001
AA.124	730,543	0	791,887	-12,072	-2.0	779,815	779,815
AA.125	94,939	0	102,942	-1,663	-2.0	101,279	101,279
AA.134	59,550	0	64,528	-944	-1.0	63,584	63,584
AA.127	164,129	0	177,901	-2,713	-2.0	175,188	175,188
AA.133	118,059	0	127,980	-1,951	-2.0	126,029	126,029
AA.129	470,253	0	509,750	-7,777	-2.0	501,973	501,973
AA.130	6,960	0	7,704	0	0.0	7,704	7,704
AA.131	1,585,140	0	1,666,611	-25,399	-2.0	1,641,212	1,641,212
AA.135	85,699	0	92,886	-1,432	-2.0	91,454	91,454
AA.137	2,299	0	2,299	0	0.0	2,299	2,299
A.1	3,260,411	0	3,352,603	-66,653	-2.0	3,285,950	3,285,950
A.2	0	0	21,344,849	0	0.0	21,344,849	21,344,849
A.3	0	0	14,321,943	0	0.0	14,321,943	14,321,943
A.4	0	0	21,681,350	0	0.0	21,681,350	21,681,350
A.5	0	0	0	0	0.0	0	0.000
A.6	0	0	22,317,072	0	0.0	22,317,072	22,317,072
A.7	0	0	6,594,906	0	0.0	6,594,906	6,594,906
A.8	0	0	64,457	-1,039	-2.0	63,418	63,418
Zone Total	888,688,252	192,073	1,027,888,894	-21,729,017		1,006,159,877	1,006,159,875
Zone	Date	KWH from NYISO	Total Unaccounted Load per Subzone				
2	Jan-19	652,927,422	-25,102,389				

LSE/MUNI	PTID	NAME	CSS Load	Load Mod	Total-load mod w/losses	Unaccounted	Percent	Total - load mod w/losses + unaccounted	Mwh to NYISO
BB.1			292,122,060	17,437,242	296,646,671	-20,376,037	-7.0	276,270,634	276,270,631
BB.2			3,298,604	0	3,575,682	-54,508	-2.0	3,521,174	3,521,174
BB.3			373,362	0	401,165	-6,096	-2.0	395,069	395,069
BB.4			1,214,954	0	1,317,014	-20,073	-2.0	1,296,941	1,296,941
BB.9			1,189,380	0	1,283,301	-19,552	-2.0	1,263,749	1,263,749
BB.11			736,151	0	797,983	-12,170	-2.0	785,813	785,813
BB.13			359,819	0	390,046	-5,943	-2.0	384,103	384,103
BB.15			152,761	0	155,926	-2,290	-1.0	153,636	153,636
BB.16			71,263,762	0	76,149,348	-1,160,899	-2.0	74,988,449	74,988,449
BB.17			24,693,925	0	26,365,319	-401,938	-2.0	25,963,381	25,963,381
BB.18			8,384,743	0	8,709,612	-132,768	-2.0	8,576,844	8,576,844
BB.19			200,354	0	217,176	-3,353	-2.0	213,823	213,823
BB.20			25,269	0	27,364	-514	-2.0	26,850	26,850
BB.21			13,502,067	0	14,136,411	-215,508	-2.0	13,920,903	13,920,903
BB.22			40,495,833	0	43,197,679	-658,549	-2.0	42,539,130	42,539,130
BB.23			1,961,579	0	2,124,259	-32,386	-2.0	2,091,873	2,091,873
BB.24			2,295,145	0	2,487,933	-37,923	-2.0	2,450,010	2,450,010
BB.25			2,417,119	0	2,614,957	-39,876	-2.0	2,575,081	2,575,081
BB.29			1,628,676	0	1,662,866	-25,362	-2.0	1,637,504	1,637,504
BB.30			1,209,768	0	1,235,176	-18,820	-2.0	1,216,356	1,216,356
BB.31			0	0	0	0	0.0	0	0.000
BB.32			74,088	0	75,633	-1,259	-2.0	74,374	74,374
BB.33			0	0	0	0	0.0	0	0.000
BB.34			1,737,900	0	1,774,382	-27,024	-2.0	1,747,358	1,747,358
BB.35			0	0	0	0	0.0	0	0.000
BB.36			2,193,588	0	2,239,625	-34,140	-2.0	2,205,485	2,205,485
BB.37			0	0	0	0	0.0	0	0.000
BB.38			1,489,820	0	1,587,339	-24,199	-2.0	1,563,140	1,563,140
BB.39			2,414,756	0	2,562,061	-39,064	-2.0	2,522,997	2,522,997
BB.41			1,919,628	0	2,080,889	-31,719	-2.0	2,049,170	2,049,170
BB.42			355,714	0	385,595	-5,873	-2.0	379,722	379,722
BB.45			1,115,761	0	1,209,487	-18,441	-2.0	1,191,046	1,191,046
BB.46			2,559,841	0	2,774,862	-42,296	-2.0	2,732,566	2,732,566
BB.47			167,057	0	181,086	-2,753	-2.0	178,333	178,333
BB.48			9,305	0	10,013	-126	-1.0	9,887	9,887
BB.49			38,606	0	41,869	-744	-2.0	41,125	41,125
BB.50			100,864	0	109,355	-1,719	-2.0	107,636	107,636
BB.51			497,845	0	539,688	-8,241	-2.0	531,447	531,447
BB.52			3,270,797	0	3,545,550	-54,026	-2.0	3,491,524	3,491,524
BB.53			225,444	0	244,386	-3,689	-2.0	240,697	240,697
BB.54			675,050	0	731,748	-11,172	-2.0	720,576	720,576
BB.56			2,259	0	2,344	0	0.0	2,344	2,344
BB.57			14,904	0	15,695	0	0.0	15,695	15,695
BB.58			7,670,952	0	8,315,235	-126,781	-2.0	8,188,454	8,188,454
BB.59			2,343,937	0	2,540,831	-38,749	-2.0	2,502,082	2,502,082
BB.61			305,125	0	330,745	-5,037	-2.0	325,708	325,708
BB.63			123,964	0	134,369	-2,074	-2.0	132,295	132,295
BB.64			1,213	0	1,312	0	0.0	1,312	1,312
BB.65			0	0	0	0	0.0	0	0.000
BB.66			370	0	392	-6	-2.0	386	0.386
BB.67			0	0	0	0	0.0	0	0.000
BB.68			281	0	295	-6	-2.0	289	0.289
BB.69			2,099	0	2,197	-37	-2.0	2,160	2.160
BB.70			0	0	0	0	0.0	0	0.000
BB.71			7,207,639	0	7,360,300	-112,204	-2.0	7,248,096	7,248,096
BB.72			5,240	0	5,897	0	0.0	5,897	5,897
BB.73			152,133	0	164,911	-2,584	-2.0	162,327	162,327
BB.74			1,277,582	0	1,304,417	-19,891	-2.0	1,284,526	1,284,526
BB.75			1,714,042	0	1,857,722	-28,325	-2.0	1,829,397	1,829,397
BB.76			62,704	0	67,952	-1,020	-2.0	66,932	66,932
BB.77			93,008	0	100,823	-1,609	-2.0	99,214	99,214
BB.79			533,027	0	577,808	-8,795	-2.0	569,013	569,013

BB.80	99,302	0	107,629	-1,698	-2.0	105,931	105,931
BB.81	1,415,009	0	1,531,033	-23,357	-2.0	1,507,676	1,507,676
BB.82	148,627	0	161,112	-2,511	-2.0	158,601	158,601
BB.85	25,828	0	27,976	-522	-2.0	27,454	27,454
BB.87	313,332	0	339,646	-5,183	-2.0	334,463	334,463
BB.88	391,026	0	423,874	-6,462	-2.0	417,412	417,412
BB.89	79,025	0	85,608	-1,338	-2.0	84,270	84,270
BB.90	2,636,089	0	2,857,513	-43,557	-2.0	2,813,956	2,813,956
BB.92	121,345	0	131,534	-1,966	-2.0	129,568	129,568
BB.93	11,641,785	0	12,187,447	-768,002	-7.0	11,419,445	11,419,445
BB.95	118,965	0	128,955	-1,923	-2.0	127,032	127,032
BB.98	566,127	0	613,690	-9,361	-2.0	604,329	604,329
BB.99	310,254	0	336,321	-5,124	-2.0	331,197	331,197
BB.100	1,206,721	0	1,308,100	-19,931	-2.0	1,288,169	1,288,169
BB.101	3,285,694	0	3,561,700	-54,300	-2.0	3,507,400	3,507,400
BB.126	10,437,509	0	11,289,207	-172,098	-2.0	11,117,109	11,117,109
BB.102	167,704	0	181,790	-2,767	-2.0	179,023	179,023
BB.103	2,613	0	2,647	0	0.0	2,647	2,647
BB.105	146,024	0	158,303	-2,463	-2.0	155,840	155,840
BB.107	660,222	0	715,670	-10,895	-2.0	704,775	704,775
BB.110	1,843,616	0	1,981,544	-30,211	-2.0	1,951,333	1,951,333
BB.111	10,976	0	11,858	0	0.0	11,858	11,858
BB.112	434,424	0	470,895	-7,171	-2.0	463,724	463,724
BB.113	90,465	0	98,034	-1,499	-2.0	96,535	96,535
BB.114	226,028	0	230,742	-3,547	-2.0	227,195	227,195
BB.125	1,280,866	0	1,369,394	-20,881	-2.0	1,348,513	1,348,513
BB.116	153,819	0	166,739	-2,615	-2.0	164,124	164,124
BB.122	27,672	0	30,086	-739	-3.0	29,347	29,347
BB.118	107,757	0	116,823	-1,814	-2.0	115,009	115,009
BB.119	3,119	0	3,170	0	0.0	3,170	3,170
BB.121	639,902	0	679,398	-10,364	-2.0	669,034	669,034
BB.124	352,622	0	382,241	-5,813	-2.0	376,428	376,428
BB.128	490	0	490	0	0.0	490	490
BB.127	392,040	0	400,268	-6,106	-2.0	394,162	394,162
B.2	0	0	74,694,077	0	0.0	74,694,077	74,694,077
B.3	0	0	34,871,596	0	0.0	34,871,596	34,871,596
Zone Total		547,218,871	17,437,242	678,029,811	-25,102,386	652,927,425	652,927,422

Zone	Date	KWH from NYISO	Total Unaccounted Load per Subzone
3	Jan-19	396,693,427	-15,788,819

LSE/MUNI	PTID	NAME	CSS Load	Load Mod	Total-load mod w/losses	Unaccounted	Percent	Total - load mod w/losses + unaccounted	Mwh to NYISO
CC.1			191,504,073	48,003,455	157,631,895	-11,198,935	-8.0	146,432,960	146,432,942
CC.2			3,275,403	0	3,550,553	-54,129	-2.0	3,496,424	3,496,424
CC.3			111,134	0	120,445	-1,757	-1.0	118,688	118,688
CC.4			970,103	0	1,051,582	-16,035	-2.0	1,035,547	1,035,547
CC.9			598,214	0	646,835	-9,851	-2.0	636,984	636,984
CC.11			483,969	0	524,633	-7,987	-2.0	516,646	516,646
CC.13			791,318	0	857,795	-13,088	-2.0	844,707	844,707
CC.14			0	0	0	0	0.0	0	0.000
CC.15			4,392,846	0	4,757,595	-72,535	-2.0	4,685,060	4,685,060
CC.17			66,285,213	0	70,110,201	-1,068,827	-2.0	69,041,374	69,041,374
CC.18			17,394,834	0	18,583,917	-283,320	-2.0	18,300,597	18,300,597
CC.19			1,314,777	0	1,425,205	-21,732	-2.0	1,403,473	1,403,473
CC.20			552,577	0	598,968	-9,129	-2.0	589,839	589,839
CC.21			20,855	0	22,639	-291	-1.0	22,348	22,348
CC.22			3,870,640	0	4,094,495	-62,414	-2.0	4,032,081	4,032,081
CC.23			19,603,014	0	20,883,464	-318,367	-2.0	20,565,097	20,565,097
CC.24			1,076,501	0	1,165,492	-17,761	-2.0	1,147,731	1,147,731
CC.25			2,691,737	0	2,917,844	-44,467	-2.0	2,873,377	2,873,377
CC.26			3,400,244	0	3,638,564	-55,461	-2.0	3,583,103	3,583,103
CC.30			68,160	0	69,580	-823	-1.0	68,757	68,757
CC.31			201,600	0	205,860	-3,118	-2.0	202,742	202,742
CC.32			6,780,407	0	7,217,099	-110,027	-2.0	7,107,072	7,107,072
CC.33			8,162	0	8,906	0	0.0	8,906	8,906
CC.35			496,708	0	538,447	-8,203	-2.0	530,244	530,244
CC.36			291,508	0	315,985	-4,817	-2.0	311,168	311,168
CC.37			251,893	0	257,184	-3,920	-2.0	253,264	253,264
CC.40			1,198,570	0	1,299,254	-19,803	-2.0	1,279,451	1,279,451
CC.41			3,576,212	0	3,876,607	-59,113	-2.0	3,817,494	3,817,494
CC.42			167,131	0	181,173	-2,745	-2.0	178,428	178,428
CC.43			13,484	0	14,607	-226	-2.0	14,381	14,381
CC.44			28,814	0	31,281	-689	-2.0	30,592	30,592
CC.45			89,089	0	96,575	-1,540	-2.0	95,035	95,035
CC.46			69,385	0	70,873	-1,017	-1.0	69,856	69,856
CC.47			471,512	0	511,122	-7,779	-2.0	503,343	503,343
CC.48			3,416,182	0	3,703,140	-56,453	-2.0	3,646,687	3,646,687
CC.49			151,665	0	164,407	-2,522	-2.0	161,885	161,885
CC.50			817,888	0	886,580	-13,517	-2.0	873,063	873,063
CC.52			10,751,157	0	11,654,110	-177,652	-2.0	11,476,458	11,476,458
CC.96			2,219,561	0	2,406,012	-36,678	-2.0	2,369,334	2,369,334
CC.54			144,367	0	156,480	-2,422	-2.0	154,058	154,058
CC.57			0	0	0	0	0.0	0	0.000
CC.58			0	0	0	0	0.0	0	0.000
CC.59			0	0	0	0	0.0	0	0.000
CC.60			0	0	0	0	0.0	0	0.000
CC.61			0	0	0	0	0.0	0	0.000
CC.62			0	0	0	0	0.0	0	0.000
CC.63			0	0	0	0	0.0	0	0.000
CC.64			4	0	4	0	0.0	4	0.004
CC.65			154	0	163	-2	-1.0	161	0.161
CC.66			0	0	0	0	0.0	0	0.000
CC.67			0	0	0	0	0.0	0	0.000
CC.68			0	0	0	0	0.0	0	0.000

CC.69	1	0	1	0	0.0	1	0.001
CC.70	40	0	43	0	0.0	43	0.043
CC.71	3,991	0	4,308	-33	-1.0	4,275	4.275
CC.72	2,742	0	2,802	-45	-2.0	2,757	2.757
CC.73	648	0	688	0	0.0	688	0.688
CC.74	186	0	190	-3	-2.0	187	0.187
CC.75	0	0	0	0	0.0	0	0.000
CC.76	2,238	0	2,276	-36	-2.0	2,240	2.240
CC.77	0	0	0	0	0.0	0	0.000
CC.78	2,529	0	2,604	-44	-2.0	2,560	2.560
CC.79	1,781	0	1,818	-33	-2.0	1,785	1.785
CC.80	3,196	0	3,362	-77	-2.0	3,285	3.285
CC.81	0	0	0	0	0.0	0	0.000
CC.82	1,945	0	2,029	-36	-2.0	1,993	1.993
CC.83	0	0	0	0	0.0	0	0.000
CC.84	590	0	616	-3	0.0	613	0.613
CC.85	0	0	0	0	0.0	0	0.000
CC.86	165	0	171	-1	-1.0	170	0.170
CC.87	0	0	0	0	0.0	0	0.000
CC.88	0	0	0	0	0.0	0	0.000
CC.89	0	0	0	0	0.0	0	0.000
CC.90	1	0	1	0	0.0	1	0.001
CC.91	0	0	0	0	0.0	0	0.000
CC.92	0	0	0	0	0.0	0	0.000
CC.93	0	0	0	0	0.0	0	0.000
CC.145	1,790,025	0	1,894,366	-28,886	-2.0	1,865,480	1,865.480
CC.94	2,300	0	2,300	0	0.0	2,300	2.300
CC.95	117,210	0	127,064	-1,910	-2.0	125,154	125.154
CC.97	2,243,296	0	2,431,201	-37,079	-2.0	2,394,122	2,394.122
CC.98	81,028	0	87,815	-1,320	-2.0	86,495	86.495
CC.99	124,811	0	135,312	-2,022	-2.0	133,290	133.290
CC.101	704,099	0	763,252	-11,630	-2.0	751,622	751.622
CC.102	44,391	0	48,116	-744	-2.0	47,372	47.372
CC.103	757,576	0	821,217	-12,514	-2.0	808,703	808.703
CC.104	196,003	0	212,461	-3,271	-2.0	209,190	209.190
CC.107	50,658	0	54,911	-765	-1.0	54,146	54.146
CC.109	530,130	0	574,666	-8,770	-2.0	565,896	565.896
CC.110	566,056	0	613,584	-9,371	-2.0	604,213	604.213
CC.111	65,306	0	70,777	-1,082	-2.0	69,695	69.695
CC.112	62,886	0	64,206	-980	-2.0	63,226	63.226
CC.113	3,317,865	0	3,596,559	-54,832	-2.0	3,541,727	3,541.727
CC.114	992,621	0	1,076,010	-16,417	-2.0	1,059,593	1,059.593
CC.115	69,584	0	75,420	-1,175	-2.0	74,245	74.245
CC.151	692,498	0	707,046	-45,455	-7.0	661,591	661.591
CC.116	13,926,039	0	14,537,692	-977,383	-7.0	13,560,309	13,560.309
CC.118	177,505	0	192,407	-2,897	-2.0	189,510	189.510
CC.121	98,130	0	106,385	-1,617	-2.0	104,768	104.768
CC.122	121,623	0	131,830	-1,967	-2.0	129,863	129.863
CC.123	1,302,859	0	1,412,296	-21,535	-2.0	1,390,761	1,390.761
CC.124	776,610	0	841,844	-12,836	-2.0	829,008	829.008
CC.150	4,433,708	0	4,802,637	-73,214	-2.0	4,729,423	4,729.423
CC.125	152,637	0	165,447	-2,592	-2.0	162,855	162.855
CC.126	3,402	0	3,526	0	0.0	3,526	3.526
CC.128	42,797	0	46,405	-744	-2.0	45,661	45.661
CC.130	549,630	0	595,792	-9,081	-2.0	586,711	586.711
CC.133	1,338,050	0	1,450,446	-22,110	-2.0	1,428,336	1,428.336
CC.134	14,807	0	16,028	0	0.0	16,028	16.028
CC.135	436,734	0	473,423	-7,197	-2.0	466,226	466.226
CC.136	17,264	0	18,749	0	0.0	18,749	18.749
CC.148	122,541	0	132,842	-1,962	-1.0	130,880	130.880
CC.138	87,713	0	95,084	-1,487	-2.0	93,597	93.597
CC.146	22,026	0	23,849	-325	-1.0	23,524	23.524
CC.140	120,004	0	130,101	-1,963	-2.0	128,138	128.138
CC.141	9,293	0	10,048	0	0.0	10,048	10.048
CC.142	164,564	0	167,997	-2,502	-2.0	165,495	165.495
CC.143	72,780	0	74,291	-1,384	-2.0	72,907	72.907
CC.144	221,402	0	240,004	-3,673	-2.0	236,331	236.331
CC.147	119,643	0	129,686	-1,971	-2.0	127,715	127.715
CC.149	3,337	0	3,440	0	0.0	3,440	3.440
C.1	7,384,281	0	7,458,849	-451,119	-6.0	7,007,730	7,007.730
C.2	0	0	10,764,162	0	0.0	10,764,162	10,764.162
C.3	0	0	3,692,625	0	0.0	3,692,625	3,692.625
C.4	698,616	0	731,538	-45,816	-7.0	685,722	685.722
C.5	150	0	152	-1	-1.0	151	0.151
C.6	0	0	11,290,823	0	0.0	11,290,823	11,290.823
C.7	0	0	5,810,973	0	0.0	5,810,973	5,810.973
C.8	6,701,931	0	6,842,666	-104,313	-2.0	6,738,353	6,738.353
C.9	442,800	0	463,446	-31,426	-7.2742	432,020	432.020
Zone Total		401,542,337	48,003,455	412,482,246	-15,788,801	396,693,445	396,693.427

Zone	Date	KWH from NYISO	Total Unaccounted Load per Subzone							
4	Jan-19	1,000,879,719	-13,448,723							
LSE/MUNI	PTID	NAME	CSS Load	Load Mod	Total-load mod w/losses	Unaccounted	Percent	Total - load mod w/losses + unaccounted	Mwh to NYISO	
DD.1			454,618,760	93,541,491	395,085,709	-4,289,315	-1.0	390,796,394	390,796.378	
DD.2			5,405,792	0	5,859,679	-89,338	-2.0	5,770,341	5,770.341	
DD.3			287,597	0	311,749	-4,762	-2.0	306,987	306.987	
DD.4			2,807,260	0	3,043,065	-46,388	-2.0	2,996,677	2,996.677	
DD.9			957,118	0	1,024,731	-15,627	-2.0	1,009,104	1,009.104	
DD.11			832,102	0	901,992	-13,743	-2.0	888,249	888.249	
DD.13			8,246,825	0	8,419,993	-88,444	-1.0	8,331,549	8,331.549	
DD.14			1,304,085	0	1,398,478	-21,329	-2.0	1,377,149	1,377.149	
DD.15			77,616	0	84,116	-1,288	-2.0	82,828	82.828	
DD.17			140,866,262	0	149,588,353	-2,280,465	-2.0	147,307,888	147,307.888	

DD.18	147,062,077	0	152,495,235	-2,324,773	-2.0	150,170,462	150,170,462
DD.19	18,646,105	0	19,480,248	-296,972	-2.0	19,183,276	19,183,276
DD.20	363,358	0	393,886	-5,991	-2.0	387,895	387,895
DD.21	58,059	0	62,933	-829	-1.0	62,104	62,104
DD.22	4,020,316	0	4,218,759	-64,308	-2.0	4,154,451	4,154,451
DD.23	39,390,963	0	42,374,820	-645,998	-2.0	41,728,822	41,728,822
DD.24	242,279	0	262,628	-4,007	-2.0	258,621	258,621
DD.25	4,775,271	0	5,176,257	-78,906	-2.0	5,097,351	5,097,351
DD.26	6,291,024	0	6,812,573	-103,857	-2.0	6,708,716	6,708,716
DD.29	76,296	0	77,894	-1,177	-2.0	76,717	76,717
DD.30	25,208,456	0	26,340,965	-401,584	-2.0	25,939,381	25,939,381
DD.34	589,465	0	638,965	-9,747	-2.0	629,218	629,218
DD.35	497,412	0	539,189	-8,231	-2.0	530,958	530,958
DD.38	4,468,031	0	4,842,518	-73,827	-2.0	4,768,691	4,768,691
DD.39	6,604,630	0	7,114,511	-108,451	-2.0	7,006,060	7,006,060
DD.40	506,598	0	549,169	-8,363	-2.0	540,806	540,806
DD.41	16,758	0	18,027	-253	-1.0	17,774	17,774
DD.42	2,090,510	0	2,134,410	-32,553	-2.0	2,101,857	2,101,857
DD.43	2,029,664	0	2,072,287	-31,584	-2.0	2,040,703	2,040,703
DD.44	59,664	0	64,660	-931	-1.0	63,729	63,729
DD.45	516,642	0	560,029	-8,553	-2.0	551,476	551,476
DD.46	1,342,749	0	1,455,530	-22,189	-2.0	1,433,341	1,433,341
DD.47	3,548,570	0	3,846,641	-58,646	-2.0	3,787,995	3,787,995
DD.48	1,178,727	0	1,277,743	-19,473	-2.0	1,258,270	1,258,270
DD.49	6,960,194	0	7,540,740	-114,972	-2.0	7,425,768	7,425,768
DD.51	18,725,464	0	20,297,704	-309,431	-2.0	19,988,273	19,988,273
DD.52	101,683	0	103,817	-1,598	-2.0	102,219	102,219
DD.53	5,596,698	0	6,066,619	-92,475	-2.0	5,974,144	5,974,144
DD.56	768,007	0	832,545	-12,685	-2.0	819,860	819,860
DD.57	107,414	0	116,430	-1,795	-2.0	114,635	114,635
DD.58	4,101	0	4,120	0	0.0	4,120	4,120
DD.59	23	0	23	0	0.0	23	0.023
DD.60	3,199	0	3,382	-88	-3.0	3,294	3,294
DD.61	119	0	125	0	0.0	125	0.125
DD.62	2,071	0	2,171	-35	-2.0	2,136	2,136
DD.63	126	0	126	0	0.0	126	0.126
DD.64	2,362	0	2,414	-36	-2.0	2,378	2,378
DD.65	257	0	270	-6	-2.0	264	0.264
DD.66	21	0	21	0	0.0	21	0.021
DD.68	533	0	544	-8	-1.0	536	0.536
DD.69	6,767,539	0	7,028,842	-107,159	-2.0	6,921,683	6,921,683
DD.70	28,464	0	30,948	-739	-2.0	30,209	30,209
DD.71	1,357,830	0	1,386,365	-21,107	-2.0	1,365,258	1,365,258
DD.72	308,645	0	334,571	-5,107	-2.0	329,464	329,464
DD.73	2,376,880	0	2,426,795	-37,065	-2.0	2,389,730	2,389,730
DD.74	3,699,230	0	4,009,883	-61,128	-2.0	3,948,755	3,948,755
DD.75	270,951	0	292,792	-4,460	-2.0	288,332	288,332
DD.76	197,231	0	213,798	-3,287	-2.0	210,511	210,511
DD.78	2,206,912	0	2,392,159	-36,465	-2.0	2,355,694	2,355,694
DD.79	200,310	0	217,133	-3,335	-2.0	213,798	213,798
DD.80	805,208	0	872,830	-13,308	-2.0	859,522	859,522
DD.81	328,752	0	335,601	-5,066	-2.0	330,535	330,535
DD.82	1,262,520	0	1,289,008	-19,653	-2.0	1,269,355	1,269,355
DD.83	285,984	0	292,092	-4,451	-2.0	287,641	287,641
DD.84	343,385	0	372,223	-5,671	-2.0	366,552	366,552
DD.87	259,117	0	280,887	-4,260	-2.0	276,627	276,627
DD.89	8,094,922	0	8,577,521	-130,765	-2.0	8,446,756	8,446,756
DD.90	1,581,679	0	1,714,551	-26,135	-2.0	1,688,416	1,688,416
DD.91	51,255	0	55,597	-744	-1.0	54,853	54,853
DD.92	7,698,169	0	8,344,819	-127,204	-2.0	8,217,615	8,217,615
DD.93	348,974	0	378,284	-5,767	-2.0	372,517	372,517
DD.94	24,645	0	26,709	-552	-2.0	26,157	26,157
DD.95	39,227,067	0	40,395,031	-417,880	-1.0	39,977,151	39,977,151
DD.97	658,833	0	714,166	-10,880	-2.0	703,286	703,286
DD.100	834,180	0	904,251	-13,787	-2.0	890,464	890,464
DD.101	151,785	0	164,536	-2,573	-2.0	161,963	161,963
DD.102	2,394,908	0	2,596,083	-39,574	-2.0	2,556,509	2,556,509
DD.103	2,626,757	0	2,847,407	-43,415	-2.0	2,803,992	2,803,992
DD.127	8,156,672	0	8,830,795	-134,611	-2.0	8,696,184	8,696,184
DD.104	265,781	0	288,124	-4,407	-2.0	283,717	283,717
DD.105	19,283	0	20,915	-200	-1.0	20,715	20,715
DD.107	1,156,627	0	1,253,783	-19,128	-2.0	1,234,655	1,234,655
DD.109	1,198,309	0	1,298,977	-19,791	-2.0	1,279,186	1,279,186
DD.112	15,634,738	0	16,755,020	-255,412	-2.0	16,499,608	16,499,608
DD.113	229,541	0	248,833	-3,811	-2.0	245,022	245,022
DD.114	1,115,092	0	1,208,749	-18,430	-2.0	1,190,319	1,190,319
DD.115	89,433	0	96,916	-1,491	-2.0	95,425	95,425
DD.124	271,576	0	294,379	-4,463	-2.0	289,916	289,916
DD.117	359,599	0	389,807	-5,916	-2.0	383,891	383,891
DD.123	143,754	0	155,822	-2,407	-2.0	153,415	153,415
DD.119	205,910	0	223,199	-3,427	-2.0	219,772	219,772
DD.120	44,191	0	47,887	-744	-2.0	47,143	47,143
DD.122	2,985,727	0	3,236,520	-49,336	-2.0	3,187,184	3,187,184
DD.125	163,759	0	177,511	-2,715	-2.0	174,796	174,796
DD.126	797,776	0	864,791	-13,176	-2.0	851,615	851,615
D.1	0	0	1,364,361	0	0.0	1,364,361	1,364,361
D.2	0	0	1,244,963	0	0.0	1,244,963	1,244,963
D.3	0	0	0	0	0.0	0	0.000
D.4	3,596	0	3,674	548	13.0	4,222	4,222
D.5	220,667	0	231,040	-558	0.0	230,482	230,482
D.6	444,869	0	449,419	-6,886	-2.0	442,533	442,533
D.7	135,534	0	136,968	-2,185	-2.0	134,783	134,783
D.8	691,413	0	698,446	-10,694	-2.0	687,752	687,752
D.14	2,756,000	0	2,813,868	-42,899	-2.0	2,770,969	2,770,969

Zone		Date		Zone Total	1,038,741,292	93,541,491	1,014,328,442	-13,448,707	1,000,879,735	1,000,879,719
KWH from NYISO		Total Unaccounted Load per Subzone		204,925,056	-9,752,018					
LSE/MUNI	PTID	NAME	CSS Load	Load Mod	Total-load mod w/losses	Unaccounted	Percent	Total - load mod w/losses + unaccounted	Mwh to NYISO	
EE.1			101,326,494	16,482	109,376,203	-7,852,923	-8.0	101,523,280	101,523.291	
EE.2			1,199,534	0	1,300,283	-19,844	-2.0	1,280,439	1,280.439	
EE.3			3,787	0	3,995	0	0.0	3,995	3.995	
EE.4			380,305	0	412,275	-6,276	-2.0	405,999	405.999	
EE.9			3,242,707	0	3,494,891	-53,274	-2.0	3,441,617	3,441.617	
EE.11			215,861	0	233,993	-3,564	-2.0	230,429	230.429	
EE.12			12,981	0	14,042	0	0.0	14,042	14.042	
EE.14			116,998	0	126,826	-1,872	-1.0	124,954	124.954	
EE.15			532,099	0	576,792	-8,806	-2.0	567,986	567.986	
EE.16			373,570	0	404,942	-6,163	-2.0	398,779	398.779	
EE.17			427,286	0	463,175	-7,094	-2.0	456,081	456.081	
EE.19			0	0	0	0	0.0	0	0.000	
EE.20			21,532,169	0	22,856,544	-348,450	-2.0	22,508,094	22,508.094	
EE.21			5,896,022	0	6,282,792	-95,784	-2.0	6,187,008	6,187.008	
EE.22			798,858	0	865,958	-13,210	-2.0	852,748	852.748	
EE.23			13,238	0	14,364	0	0.0	14,364	14.364	
EE.24			8,596	0	9,340	0	0.0	9,340	9.340	
EE.25			2,274,518	0	2,413,265	-36,779	-2.0	2,376,486	2,376.486	
EE.26			5,716,138	0	6,104,224	-93,062	-2.0	6,011,162	6,011.162	
EE.27			1,028,539	0	1,111,752	-16,939	-2.0	1,094,813	1,094.813	
EE.28			1,132,742	0	1,227,127	-18,692	-2.0	1,208,435	1,208.435	
EE.29			1,059,892	0	1,148,552	-17,513	-2.0	1,131,039	1,131.039	
EE.31			5,596,081	0	5,862,898	-395,569	-7.0	5,467,329	5,467.329	
EE.32			739,133	0	754,660	-49,968	-7.0	704,692	704.692	
EE.34			99,883	0	102,078	-1,568	-2.0	100,510	100.510	
EE.35			1,717,344	0	1,753,408	-26,724	-2.0	1,726,684	1,726.684	
EE.36			3,234,652	0	3,417,799	-52,095	-2.0	3,365,704	3,365.704	
EE.39			3,950,599	0	4,278,568	-65,228	-2.0	4,213,340	4,213.340	
EE.40			228,776	0	248,000	-3,766	-2.0	244,234	244.234	
EE.42			481,163	0	521,402	-7,941	-2.0	513,461	513.461	
EE.43			1,293,064	0	1,401,668	-21,380	-2.0	1,380,288	1,380.288	
EE.44			165,991	0	179,930	-2,740	-2.0	177,190	177.190	
EE.45			0	0	0	0	0.0	0	0.000	
EE.46			19,542	0	21,240	-210	-1.0	21,030	21.030	
EE.47			44,419	0	48,150	-744	-2.0	47,406	47.406	
EE.48			30,715	0	32,322	-742	-2.0	31,580	31.580	
EE.49			303,522	0	328,723	-4,980	-2.0	323,743	323.743	
EE.50			1,405,862	0	1,523,931	-23,245	-2.0	1,500,686	1,500.686	
EE.51			219,738	0	238,192	-3,588	-2.0	234,604	234.604	
EE.52			398,242	0	431,688	-6,602	-2.0	425,086	425.086	
EE.54			4,163,011	0	4,512,706	-68,790	-2.0	4,443,916	4,443.916	
EE.55			759,007	0	822,775	-12,544	-2.0	810,231	810.231	
EE.57			54,295	0	58,859	-808	-1.0	58,051	58.051	
EE.59			14,017	0	15,235	0	0.0	15,235	15.235	
EE.60			2,139	0	2,263	0	0.0	2,263	2.263	
EE.61			0	0	0	0	0.0	0	0.000	
EE.62			2,889	0	3,007	-1	0.0	3,006	3.006	
EE.63			983,028	0	1,042,996	-15,889	-2.0	1,027,107	1,027.107	
EE.64			2,990	0	3,010	0	0.0	3,010	3.010	
EE.65			40,718	0	44,168	-744	-2.0	43,424	43.424	
EE.66			784,197	0	850,066	-12,955	-2.0	837,111	837.111	
EE.67			12,682	0	13,764	0	0.0	13,764	13.764	
EE.68			15,567	0	16,864	-11	0.0	16,853	16.853	
EE.70			48,805	0	52,902	-760	-1.0	52,142	52.142	
EE.71			43,497	0	47,156	-744	-2.0	46,412	46.412	
EE.72			3,410,442	0	3,676,506	-56,054	-2.0	3,620,452	3,620.452	
EE.73			77,805	0	84,337	-1,244	-1.0	83,093	83.093	
EE.76			21,763	0	23,606	-351	-2.0	23,255	23.255	
EE.78			104,769	0	113,578	-1,728	-2.0	111,850	111.850	
EE.79			349,299	0	378,651	-5,765	-2.0	372,886	372.886	
EE.80			14,162	0	15,388	0	0.0	15,388	15.388	
EE.81			179,261	0	194,320	-2,988	-2.0	191,332	191.332	
EE.82			1,000,204	0	1,083,442	-16,527	-2.0	1,066,915	1,066.915	
EE.83			3,002,864	0	3,149,153	-220,286	-8.0	2,928,867	2,928.867	
EE.85			73,912	0	80,111	-1,180	-1.0	78,931	78.931	
EE.88			134,082	0	145,353	-2,219	-2.0	143,134	143.134	
EE.89			485,455	0	526,232	-8,018	-2.0	518,214	518.214	
EE.90			637,929	0	691,515	-10,566	-2.0	680,949	680.949	
EE.91			1,063	0	1,063	0	0.0	1,063	1.063	
EE.115			1,310,934	0	1,420,642	-21,652	-2.0	1,398,990	1,398.990	
EE.92			43,572	0	47,236	-744	-2.0	46,492	46.492	
EE.93			53	0	53	0	0.0	53	0.053	
EE.95			29,330	0	31,865	-717	-2.0	31,148	31.148	
EE.97			344,981	0	373,958	-5,703	-2.0	368,255	368.255	
EE.100			474,768	0	511,657	-7,816	-2.0	503,841	503.841	
EE.103			30,106	0	32,708	-738	-2.0	31,970	31.970	
EE.104			271,351	0	294,155	-4,507	-2.0	289,648	289.648	
EE.105			1,713	0	1,713	0	0.0	1,713	1.713	
EE.113			83,498	0	90,492	-1,469	-2.0	89,023	89.023	
EE.107			26,693	0	28,929	-576	-2.0	28,353	28.353	
EE.114			20,999	0	22,767	-280	-1.0	22,487	22.487	
EE.109			17,092	0	18,573	-41	0.0	18,532	18.532	
EE.110			1,604	0	1,604	0	0.0	1,604	1.604	
EE.111			21,075	0	22,842	-279	-1.0	22,563	22.563	
EE.112			3,618	0	3,812	0	0.0	3,812	3.812	
E.1			0	0	10,334,580	0	0.0	10,334,580	10,334.580	
E.3			0	0	4,204,470	0	0.0	4,204,470	4,204.470	
Zone Total			186,322,299	16,482	214,677,074	-9,752,029		204,925,045	204,925.056	

Zone	Date	KWH from NYISO	Total Unaccounted Load per Subzone						
31	Jan-19	80,422,111	1,594,033						
LSE/MUNI	PTID	NAME	CSS Load	Load Mod	Total-load mod w/losses	Unaccounted	Percent	Total - load mod w/losses + unaccounted	Mwh to NYISO
FF.1			23,264,732	1,336,124	23,807,773	595,451	2.0	24,403,224	24,403.191
FF.2			448,732	0	486,429	-7,454	-2.0	478,975	478.975
FF.3			106,886	0	115,873	-1,795	-2.0	114,078	114.078
FF.8			2,548	0	2,548	0	0.0	2,548	2.548
FF.10			21,043	0	22,837	-303	-1.0	22,534	22.534
FF.12			16,980	0	18,459	-12	0.0	18,447	18.447
FF.13			1,295,944	0	1,393,724	-21,239	-2.0	1,372,485	1,372.485
FF.15			3,892,444	0	4,175,740	-63,652	-2.0	4,112,088	4,112.088
FF.16			1,755,314	0	1,902,755	-29,011	-2.0	1,873,744	1,873.744
FF.17			107,446	0	116,451	-1,738	-2.0	114,713	114.713
FF.18			17,707	0	19,266	-71	0.0	19,195	19.195
FF.19			0	0	0	0	0.0	0	0.000
FF.20			653,552	0	708,442	-10,805	-2.0	697,637	697.637
FF.21			20,234	0	21,959	-237	-1.0	21,722	21.722
FF.22			469,741	0	509,184	-7,732	-2.0	501,452	501.452
FF.23			141,669	0	153,560	-2,422	-2.0	151,138	151.138
FF.24			2,123,631	0	2,253,172	-34,339	-2.0	2,218,833	2,218.833
FF.25			92,186	0	99,929	-1,512	-2.0	98,417	98.417
FF.26			82,228	0	89,122	-1,347	-2.0	87,775	87.775
FF.29			98,406	0	106,685	-1,609	-2.0	105,076	105.076
FF.30			353,485	0	383,162	-5,806	-2.0	377,356	377.356
FF.31			27,622	0	29,965	-631	-2.0	29,334	29.334
FF.33			10,771	0	11,596	0	0.0	11,596	11.596
FF.34			18,176	0	19,756	-112	-1.0	19,644	19.644
FF.35			54,936	0	59,565	-814	-1.0	58,751	58.751
FF.36			113,319	0	122,838	-1,867	-2.0	120,971	120.971
FF.37			9,402	0	10,253	0	0.0	10,253	10.253
FF.38			17,951	0	19,542	-109	-1.0	19,433	19.433
FF.40			1,186,399	0	1,286,048	-19,612	-2.0	1,266,436	1,266.436
FF.41			109,394	0	118,589	-1,823	-2.0	116,766	116.766
FF.42			18,060	0	19,599	-149	-1.0	19,450	19.450
FF.44			141	0	144	-3	-2.0	141	0.141
FF.45			22	0	22	0	0.0	22	0.022
FF.46			0	0	0	0	0.0	0	0.000
FF.48			13,380	0	13,965	-121	-1.0	13,844	13.844
FF.49			7	0	7	0	0.0	7	0.007
FF.50			0	0	0	0	0.0	0	0.000
FF.51			1,648	0	1,648	0	0.0	1,648	1.648
FF.52			131,976	0	134,802	-2,204	-2.0	132,598	132.598
FF.53			14,732	0	15,951	0	0.0	15,951	15.951
FF.54			304,121	0	329,664	-5,030	-2.0	324,634	324.634
FF.55			14,877	0	16,117	0	0.0	16,117	16.117
FF.56			12,801	0	13,871	0	0.0	13,871	13.871
FF.58			34,614	0	37,492	-744	-2.0	36,748	36.748
FF.59			20,379	0	22,145	-278	-1.0	21,867	21.867
FF.60			192,644	0	208,820	-3,190	-2.0	205,630	205.630
FF.61			17,701	0	19,260	-91	0.0	19,169	19.169
FF.64			12,363	0	13,410	0	0.0	13,410	13.410
FF.65			81,612	0	88,424	-1,383	-2.0	87,041	87.041
FF.66			45,421	0	49,177	-744	-2.0	48,433	48.433
FF.96			9,956	0	10,750	0	0.0	10,750	10.750
FF.67			742,924	0	805,327	-12,281	-2.0	793,046	793.046
FF.68			771,188	0	810,953	21,923	3.0	832,876	832.876
FF.69			158,630	0	171,942	4,594	3.0	176,536	176.536
FF.71			18,507	0	20,119	-128	-1.0	19,991	19.991
FF.74			5,290	0	5,884	0	0.0	5,884	5.884
FF.75			3,658	0	3,873	0	0.0	3,873	3.873
FF.76			249,788	0	270,757	-4,134	-2.0	266,623	266.623
FF.77			2,332	0	2,332	0	0.0	2,332	2.332
FF.99			25,109	0	27,084	-561	-2.0	26,523	26.523
FF.78			17,546	0	19,107	-85	0.0	19,022	19.022
FF.81			8,755	0	9,504	0	0.0	9,504	9.504
FF.83			119,870	0	129,922	-1,940	-2.0	127,982	127.982
FF.95			349,682	0	375,798	-5,727	-2.0	370,071	370.071
FF.87			86,195	0	93,412	-1,450	-2.0	91,962	91.962
FF.88			2,645	0	2,645	0	0.0	2,645	2.645
FF.98			6,795	0	7,539	0	0.0	7,539	7.539
FF.90			4,610	0	5,072	0	0.0	5,072	5.072
FF.92			17,381	0	18,922	-79	0.0	18,843	18.843
FF.93			1,809	0	1,809	0	0.0	1,809	1.809
FF.97			1,834	0	1,834	0	0.0	1,834	1.834
F.1			36,414,163	0	36,983,753	1,228,472	3.0	38,212,225	38,212.225
Zone Total			76,448,044	1,336,124	78,828,078	1,594,066		80,422,144	80,422.111
Grand Total			3,138,961,095	160,526,867	3,426,234,545	-84,226,874		3,342,007,671	3,342,007.610

Zone	Date	KWH from NYISO	Total Unaccounted Load per Subzone							
1	Feb-19	905,357,424	-21,191,425							
LSE/MUNI	PTID	NAME	CSS Load	Load Mod	Total-load mod w/losses	Unaccounted	Percent	Total - load mod w/losses + unaccounted	Mwh to NYISO	
AA.1			274,297,876	85,419	294,993,290	-9,419,652	-3.0	285,573,638	285,573.625	
AA.2			1,368,274	0	1,483,202	-25,177	-2.0	1,458,025	1,458.025	
AA.136			87,782	0	95,141	-1,582	-2.0	93,559	93.559	
AA.3			1,123,542	0	1,217,915	-20,661	-2.0	1,197,254	1,197.254	
AA.8			5,546,603	0	5,989,654	-101,652	-2.0	5,888,002	5,888.002	
AA.10			649,523	0	704,091	-11,951	-2.0	692,140	692.140	
AA.11			4,259,877	0	4,569,692	-77,557	-2.0	4,492,135	4,492.135	
AA.12			15,316,890	0	16,234,731	-275,515	-2.0	15,959,216	15,959.216	
AA.13			18,717,031	0	19,231,013	-326,356	-2.0	18,904,657	18,904.657	
AA.14			3,644,218	0	3,815,488	-64,774	-2.0	3,750,714	3,750.714	
AA.16			901,953	0	920,910	-26,966	-3.0	893,944	893.944	
AA.17			2,844,732	0	3,025,709	-51,346	-2.0	2,974,363	2,974.363	
AA.18			4,728,751	0	5,070,198	-86,053	-2.0	4,984,145	4,984.145	
AA.19			3,982,978	0	4,286,536	-72,749	-2.0	4,213,787	4,213.787	
AA.21			5,136,059	0	5,414,141	-91,881	-2.0	5,322,260	5,322.260	
AA.22			73,932,660	0	78,749,132	-1,336,453	-2.0	77,412,679	77,412.679	
AA.23			10,794,313	0	11,530,451	-195,678	-2.0	11,334,773	11,334.773	
AA.24			1,987,398	0	2,137,769	-36,296	-2.0	2,101,473	2,101.473	
AA.25			3,305,493	0	3,374,895	-57,296	-2.0	3,317,599	3,317.599	
AA.26			274,238	0	297,268	-5,029	-2.0	292,239	292.239	
AA.27			190,476	0	206,479	-3,518	-2.0	202,961	202.961	
AA.28			4,146,242	0	4,365,140	-74,084	-2.0	4,291,056	4,291.056	
AA.29			36,920,519	0	39,284,770	-666,707	-2.0	38,618,063	38,618.063	
AA.30			9,552,672	0	10,291,872	-174,655	-2.0	10,117,217	10,117.217	
AA.31			2,779,598	0	3,011,540	-51,110	-2.0	2,960,430	2,960.430	
AA.32			1,606,618	0	1,740,826	-29,529	-2.0	1,711,297	1,711.297	
AA.34			142,036,541	0	145,605,095	-4,058,893	-3.0	141,546,202	141,546.202	
AA.35			53,335,624	0	54,799,432	-1,501,543	-3.0	53,297,889	53,297.889	
AA.36			85,200	0	89,230	-1,344	-2.0	87,886	87.886	
AA.37			161,318	0	168,909	-2,881	-2.0	166,028	166.028	
AA.38			0	0	0	0	0.0	-	-	
AA.39			168,909	0	176,826	-2,959	-2.0	173,867	173.867	
AA.40			309,382	0	323,871	-5,454	-2.0	318,417	318.417	
AA.41			80,260	0	83,990	-1,352	-2.0	82,638	82.638	
AA.42			331,608	0	347,190	-5,899	-2.0	341,291	341.291	
AA.43			456,672	0	466,340	-7,841	-2.0	458,499	458.499	
AA.44			1,451,636	0	1,540,476	-26,142	-2.0	1,514,334	1,514.334	
AA.45			1,441,108	0	1,522,117	-39,919	-3.0	1,482,198	1,482.198	
AA.46			141,261	0	144,203	-2,444	-2.0	141,759	141.759	
AA.47			433,696	0	460,148	-7,752	-2.0	452,396	452.396	
AA.48			1,640,762	0	1,723,553	-29,265	-2.0	1,694,288	1,694.288	
AA.50			1,114,598	0	1,183,910	-20,084	-2.0	1,163,826	1,163.826	
AA.52			14,608,113	0	15,794,482	-268,050	-2.0	15,526,432	15,526.432	
AA.53			368,306	0	399,245	-6,791	-2.0	392,454	392.454	
AA.56			1,663,580	0	1,800,093	-30,546	-2.0	1,769,547	1,769.547	
AA.57			2,438,498	0	2,643,337	-44,841	-2.0	2,598,496	2,598.496	
AA.58			196,705	0	212,490	-3,601	-2.0	208,889	208.889	
AA.60			44,104	0	47,790	-764	-2.0	47,026	47.026	
AA.61			2,261,184	0	2,412,710	-40,960	-2.0	2,371,750	2,371.750	
AA.62			91,910	0	99,624	-1,667	-2.0	97,957	97.957	
AA.63			139,410	0	149,681	-2,532	-2.0	147,149	147.149	
AA.64			290,330	0	312,016	-5,282	-2.0	306,734	306.734	
AA.65			447,254	0	478,705	-8,115	-2.0	470,590	470.590	
AA.66			1,040,277	0	1,122,080	-19,039	-2.0	1,103,041	1,103.041	
AA.67			780,538	0	839,057	-14,241	-2.0	824,816	824.816	
AA.68			639,321	0	693,027	-11,766	-2.0	681,261	681.261	
AA.69			3,626,489	0	3,931,111	-66,706	-2.0	3,864,405	3,864.405	
AA.70			1,443,568	0	1,521,652	-25,838	-2.0	1,495,814	1,495.814	
AA.72			937,291	0	1,016,019	-17,252	-2.0	998,767	998.767	
AA.74			9,076,325	0	9,837,402	-166,944	-2.0	9,670,458	9,670.458	
AA.75			0	0	0	0	0.0	-	-	
AA.76			2,187,744	0	2,371,512	-40,247	-2.0	2,331,265	2,331.265	
AA.78			595,169	0	645,155	-10,947	-2.0	634,208	634.208	
AA.80			581,216	0	627,761	-10,663	-2.0	617,098	617.098	
AA.81			0	0	0	0	0.0	-	-	
AA.132			63,879	0	69,228	-1,133	-2.0	68,095	68.095	
AA.82			2,937	0	3,157	0	0.0	3,157	3.157	
AA.83			116,456	0	126,220	-2,163	-2.0	124,057	124.057	
AA.84			81,223	0	83,100	-1,344	-2.0	81,756	81.756	
AA.85			1,882,456	0	2,040,446	-34,622	-2.0	2,005,824	2,005.824	
AA.86			3,807	0	4,133	0	0.0	4,133	4.133	
AA.87			56,695	0	61,456	-1,007	-2.0	60,449	60.449	
AA.89			80,204	0	86,924	-1,471	-2.0	85,453	85.453	
AA.90			86,133	0	93,336	-1,595	-2.0	91,741	91.741	
AA.91			15,177,458	0	16,384,895	-278,071	-2.0	16,106,824	16,106.824	
AA.92			116,148	0	125,897	-2,156	-2.0	123,741	123.741	
AA.95			53,941	0	58,440	-974	-2.0	57,466	57.466	
AA.97			324,238	0	351,446	-5,938	-2.0	345,508	345.508	
AA.98			608,200	0	658,384	-11,179	-2.0	647,205	647.205	
AA.99			17,395	0	18,847	-257	-1.0	18,590	18.590	
AA.100			1,678,049	0	1,816,824	-30,842	-2.0	1,785,982	1,785.982	
AA.101			26,512,372	0	27,973,063	-474,740	-2.0	27,498,323	27,498.323	
AA.102			8,453,677	0	8,853,895	-240,771	-3.0	8,613,124	8,613.124	
AA.104			115,804	0	125,526	-2,151	-2.0	123,375	123.375	
AA.106			105,613	0	107,662	-2,015	-2.0	105,647	105.647	
AA.108			438,483	0	475,311	-8,062	-2.0	467,249	467.249	
AA.109			119,301	0	129,341	-2,239	-2.0	127,102	127.102	
AA.110			1,630,876	0	1,767,882	-30,008	-2.0	1,737,874	1,737.874	

AA.111	1,370,776	0	1,485,915	-25,225	-2.0	1,460,690	1,460,690
AA.138	2,693,923	0	2,856,087	-48,476	-2.0	2,807,611	2,807,611
AA.112	142,523	0	154,482	-2,583	-2.0	151,899	151,899
AA.113	42	0	42	0	0.0	42	0.042
AA.115	76,447	0	82,865	-1,470	-2.0	81,395	81,395
AA.117	731,444	0	792,894	-13,452	-2.0	779,442	779,442
AA.120	2,765,257	0	2,988,627	-50,725	-2.0	2,937,902	2,937,902
AA.123	40,007	0	43,369	-680	-2.0	42,689	42,689
AA.124	632,629	0	685,769	-11,613	-2.0	674,156	674,156
AA.125	84,351	0	91,446	-1,569	-2.0	89,877	89,877
AA.127	17,695	0	19,174	-288	-2.0	18,886	18,886
AA.133	142,909	0	154,914	-2,599	-2.0	152,315	152,315
AA.129	103,750	0	112,441	-1,835	-2.0	110,606	110,606
AA.130	416,700	0	451,699	-7,653	-2.0	444,046	444,046
AA.131	5,913	0	6,585	0	0.0	6,585	6,585
AA.135	1,398,465	0	1,470,060	-24,949	-2.0	1,445,111	1,445,111
AA.137	72,059	0	78,102	-1,387	-2.0	76,715	76,715
AA.137	2,016	0	2,016	0	0.0	2,016	2,016
A.1	2,870,224	0	2,951,382	-68,163	-2.0	2,883,219	2,883,219
A.2	0	0	17,757,348	0	0.0	17,757,348	17,757,348
A.3	0	0	12,985,636	0	0.0	12,985,636	12,985,636
A.4	0	0	17,016,645	0	0.0	17,016,645	17,016,645
A.5	0	0	0	0	0.0	-	-
A.6	0	0	19,612,007	0	0.0	19,612,007	19,612,007
A.7	0	0	5,634,188	0	0.0	5,634,188	5,634,188
A.8	0	0	67,651	-1,216	-2.0	66,435	66,435
Zone Total	806,034,698	85,419	926,548,849	-21,191,412		905,357,437	905,357,424

Zone	Date	KWH from NYISO	Total Unaccounted Load per Subzone
2	Feb-19	573,605,533	-21,013,828

LSE/MUNI	PTID	NAME	CSS Load	Load Mod	Total-load mod w/losses	Unaccounted	Percent	Total - load mod w/losses + unaccounted	Mwh to NYISO
BB.1			256,074,739	16,271,773	258,933,905	-16,524,898	-7.0	242,409,007	242,408,993
BB.2			2,765,646	0	2,997,965	-50,874	-2.0	2,947,091	2,947,091
BB.3			338,099	0	363,264	-6,138	-2.0	357,126	357,126
BB.4			1,034,240	0	1,121,111	-19,027	-2.0	1,102,084	1,102,084
BB.9			1,047,295	0	1,130,290	-19,195	-2.0	1,111,095	1,111,095
BB.11			622,778	0	675,094	-11,463	-2.0	663,631	663,631
BB.13			317,470	0	344,158	-5,865	-2.0	338,293	338,293
BB.15			141,447	0	144,447	-2,522	-2.0	141,925	141,925
BB.16			64,671,113	0	69,099,980	-1,172,686	-2.0	67,927,294	67,927,294
BB.17			22,505,891	0	24,015,954	-407,585	-2.0	23,608,369	23,608,369
BB.18			7,828,689	0	8,125,681	-137,894	-2.0	7,987,787	7,987,787
BB.19			172,552	0	187,040	-3,173	-2.0	183,867	183,867
BB.20			21,006	0	22,731	-459	-2.0	22,272	22,272
BB.21			13,106,456	0	13,718,082	-232,805	-2.0	13,485,277	13,485,277
BB.22			36,413,502	0	38,834,256	-659,057	-2.0	38,175,199	38,175,199
BB.23			1,720,486	0	1,862,804	-31,611	-2.0	1,831,193	1,831,193
BB.24			2,010,282	0	2,179,118	-36,975	-2.0	2,142,143	2,142,143
BB.25			2,128,083	0	2,302,232	-39,077	-2.0	2,263,155	2,263,155
BB.29			1,050,180	0	1,072,226	-18,199	-2.0	1,054,027	1,054,027
BB.30			715,890	0	730,915	-12,377	-2.0	718,538	718,538
BB.31			0	0	0	0	0.0	-	-
BB.32			67,788	0	69,183	-1,167	-2.0	68,016	68,016
BB.34			1,623,528	0	1,657,570	-28,166	-2.0	1,629,404	1,629,404
BB.35			0	0	0	0	0.0	-	-
BB.36			1,985,059	0	2,026,706	-34,389	-2.0	1,992,317	1,992,317
BB.37			0	0	0	0	0.0	-	-
BB.38			1,309,604	0	1,395,318	-23,679	-2.0	1,371,639	1,371,639
BB.39			2,098,625	0	2,226,643	-37,798	-2.0	2,188,845	2,188,845
BB.41			1,707,137	0	1,850,539	-31,411	-2.0	1,819,128	1,819,128
BB.42			300,514	0	325,762	-5,516	-2.0	320,246	320,246
BB.45			964,384	0	1,045,388	-17,733	-2.0	1,027,655	1,027,655
BB.46			2,253,372	0	2,442,661	-41,454	-2.0	2,401,207	2,401,207
BB.47			139,192	0	150,883	-2,534	-2.0	148,349	148,349
BB.48			144	0	144	0	0.0	144	0.144
BB.49			32,132	0	34,796	-672	-2.0	34,124	34,124
BB.50			81,083	0	87,890	-1,537	-2.0	86,353	86,353
BB.51			415,893	0	450,837	-7,640	-2.0	443,197	443,197
BB.52			2,790,617	0	3,025,017	-51,354	-2.0	2,973,663	2,973,663
BB.53			208,619	0	226,129	-3,836	-2.0	222,293	222,293
BB.54			552,205	0	598,586	-10,156	-2.0	588,430	588,430
BB.56			1,814	0	1,866	0	0.0	1,866	1,866
BB.57			13,111	0	13,835	0	0.0	13,835	13,835
BB.58			6,568,424	0	7,120,024	-120,829	-2.0	6,999,195	6,999,195
BB.59			2,045,887	0	2,217,728	-37,647	-2.0	2,180,081	2,180,081
BB.61			261,804	0	283,781	-4,834	-2.0	278,947	278,947
BB.63			102,509	0	111,119	-1,859	-2.0	109,260	109,260
BB.64			2,015	0	2,166	0	0.0	2,166	2,166
BB.65			0	0	0	0	0.0	-	-
BB.66			132	0	140	-2	-1.0	138	0.138
BB.67			0	0	0	0	0.0	-	-
BB.68			0	0	0	0	0.0	-	-
BB.69			0	0	0	0	0.0	-	-
BB.70			0	0	0	0	0.0	-	-
BB.71			6,500,396	0	6,638,041	-112,648	-2.0	6,525,393	6,525,393
BB.72			3,338	0	3,564	0	0.0	3,564	3,564
BB.73			129,947	0	140,859	-2,406	-2.0	138,453	138,453
BB.74			1,149,051	0	1,173,196	-19,921	-2.0	1,153,275	1,153,275
BB.75			1,555,971	0	1,686,399	-28,628	-2.0	1,657,771	1,657,771
BB.76			52,011	0	56,355	-944	-2.0	55,411	55,411
BB.77			80,009	0	86,729	-1,515	-2.0	85,214	85,214
BB.79			451,060	0	488,959	-8,319	-2.0	480,640	480,640

BB.80	90,238	0	97,825	-1,647	-2.0	96,178	96.178
BB.81	1,296,563	0	1,402,746	-23,808	-2.0	1,378,938	1,378.938
BB.82	125,093	0	135,597	-2,357	-2.0	133,240	133.240
BB.85	24,311	0	26,370	-662	-3.0	25,708	25.708
BB.87	269,366	0	292,004	-4,950	-2.0	287,054	287.054
BB.88	338,471	0	366,909	-6,239	-2.0	360,670	360.670
BB.89	74,134	0	80,351	-1,344	-2.0	79,007	79.007
BB.90	2,310,917	0	2,505,031	-42,515	-2.0	2,462,516	2,462.516
BB.92	107,695	0	116,769	-1,909	-2.0	114,860	114.860
BB.93	9,527,833	0	9,985,837	-571,134	-6.0	9,414,703	9,414.703
BB.95	103,153	0	111,804	-1,844	-2.0	109,960	109.960
BB.98	471,375	0	510,972	-8,685	-2.0	502,287	502.287
BB.99	266,421	0	288,793	-4,946	-2.0	283,847	283.847
BB.100	1,033,106	0	1,119,873	-18,999	-2.0	1,100,874	1,100.874
BB.101	2,830,798	0	3,068,583	-52,079	-2.0	3,016,504	3,016.504
BB.126	8,695,414	0	9,402,630	-159,571	-2.0	9,243,059	9,243.059
BB.102	157,814	0	171,037	-2,928	-2.0	168,109	168.109
BB.103	782	0	782	0	0.0	782	0.782
BB.105	124,858	0	135,335	-2,344	-2.0	132,991	132.991
BB.107	570,458	0	618,373	-10,497	-2.0	607,876	607.876
BB.110	1,647,595	0	1,770,762	-30,049	-2.0	1,740,713	1,740.713
BB.111	9,227	0	9,970	0	0.0	9,970	9.970
BB.112	379,419	0	411,274	-6,999	-2.0	404,275	404.275
BB.113	83,605	0	90,640	-1,547	-2.0	89,093	89.093
BB.114	280,381	0	286,242	-4,858	-2.0	281,384	281.384
BB.125	30,035	0	32,544	-572	-2.0	31,972	31.972
BB.116	134,846	0	146,181	-2,471	-2.0	143,710	143.710
BB.122	25,386	0	27,586	-672	-2.0	26,914	26.914
BB.118	92,472	0	100,240	-1,668	-2.0	98,572	98.572
BB.119	2,495	0	2,495	0	0.0	2,495	2.495
BB.121	582,109	0	617,975	-10,484	-2.0	607,491	607.491
BB.124	301,759	0	327,089	-5,562	-2.0	321,527	321.527
BB.128	1,356	0	1,356	0	0.0	1,356	1.356
B.2	0	0	68,353,360	0	0.0	68,353,360	68,353.360
B.3	0	0	26,503,960	0	0.0	26,503,960	26,503.960
Zone Total	482,122,704	16,271,773	594,619,361	-21,013,814		573,605,547	573,605.533

Zone	Date	KWH from NYISO	Total Unaccounted Load per Subzone
3	Feb-19	349,640,259	-17,007,669

LSE/MUNI	PTID	NAME	CSS Load	Load Mod	Total-load mod w/losses	Unaccounted	Percent	Total - load mod w/losses + unaccounted	Mwh to NYISO
CC.1			166,423,101	40,006,650	138,719,368	-12,272,475	-10.0	126,446,893	126,446.905
CC.2			2,728,436	0	2,957,622	-50,186	-2.0	2,907,436	2,907.436
CC.3			101,616	0	110,145	-1,861	-2.0	108,284	108.284
CC.4			816,418	0	884,992	-15,013	-2.0	869,979	869.979
CC.9			518,430	0	560,747	-9,528	-2.0	551,219	551.219
CC.11			409,654	0	444,060	-7,569	-2.0	436,491	436.491
CC.13			794,666	0	861,413	-14,619	-2.0	846,794	846.794
CC.14			79	0	85	0	0.0	85	0.085
CC.15			3,807,483	0	4,123,561	-69,986	-2.0	4,053,575	4,053.575
CC.17			59,567,897	0	63,006,971	-1,069,293	-2.0	61,937,678	61,937.678
CC.18			17,516,547	0	18,584,865	-315,399	-2.0	18,269,466	18,269.466
CC.19			1,163,383	0	1,261,098	-21,394	-2.0	1,239,704	1,239.704
CC.20			559,652	0	606,677	-10,283	-2.0	596,394	596.394
CC.21			17,470	0	18,997	-263	-1.0	18,734	18.734
CC.22			3,873,807	0	4,098,271	-69,557	-2.0	4,028,714	4,028.714
CC.23			17,765,520	0	18,922,301	-321,126	-2.0	18,601,175	18,601.175
CC.24			941,493	0	1,019,215	-17,289	-2.0	1,001,926	1,001.926
CC.25			2,321,805	0	2,516,834	-42,719	-2.0	2,474,115	2,474.115
CC.26			3,035,622	0	3,247,748	-55,132	-2.0	3,192,616	3,192.616
CC.30			60,432	0	61,691	-1,189	-2.0	60,502	60.502
CC.31			172,761	0	176,365	-2,964	-2.0	173,401	173.401
CC.32			6,053,940	0	6,442,926	-109,323	-2.0	6,333,603	6,333.603
CC.33			6,949	0	7,617	0	0.0	7,617	7.617
CC.35			444,553	0	481,910	-8,179	-2.0	473,731	473.731
CC.36			244,937	0	265,506	-4,494	-2.0	261,012	261.012
CC.37			201,107	0	205,329	-3,479	-2.0	201,850	201.850
CC.40			1,019,734	0	1,105,407	-18,750	-2.0	1,086,657	1,086.657
CC.41			3,222,763	0	3,493,470	-59,283	-2.0	3,434,187	3,434.187
CC.42			140,622	0	152,435	-2,559	-2.0	149,876	149.876
CC.44			23,061	0	24,972	-570	-2.0	24,402	24.402
CC.45			80,691	0	87,462	-1,530	-2.0	85,932	85.932
CC.46			9,626	0	9,837	-172	-2.0	9,665	9.665
CC.47			401,197	0	434,900	-7,397	-2.0	427,503	427.503
CC.48			3,054,723	0	3,311,326	-56,201	-2.0	3,255,125	3,255.125
CC.49			156,660	0	169,804	-2,896	-2.0	166,908	166.908
CC.50			693,687	0	751,953	-12,746	-2.0	739,207	739.207
CC.52			9,273,909	0	10,052,762	-170,605	-2.0	9,882,157	9,882.157
CC.96			1,871,230	0	2,028,404	-34,430	-2.0	1,993,974	1,993.974
CC.54			127,447	0	138,147	-2,381	-2.0	135,766	135.766
CC.57			21	0	23	0	0.0	23	0.023
CC.58			5	0	5	0	0.0	5	0.005
CC.59			15	0	16	0	0.0	16	0.016
CC.60			11	0	12	0	0.0	12	0.012
CC.61			0	0	0	0	0.0	-	-
CC.62			0	0	0	0	0.0	-	-
CC.63			0	0	0	0	0.0	-	-
CC.64			0	0	0	0	0.0	-	-
CC.65			389	0	420	-2	0.0	418	0.418
CC.66			146	0	155	0	0.0	155	0.155
CC.67			0	0	0	0	0.0	-	-

CC.68	0	0	0	0	0.0	-	-
CC.69	189	0	200	0	0.0	200	0.200
CC.70	133	0	142	0	0.0	142	0.142
CC.71	2,135	0	2,316	-59	-3.0	2,257	2.257
CC.72	7,148	0	7,299	-127	-2.0	7,172	7.172
CC.73	249	0	264	0	0.0	264	0.264
CC.74	226	0	231	-4	-2.0	227	0.227
CC.75	0	0	0	0	0.0	-	-
CC.76	801	0	815	-12	-1.0	803	0.803
CC.77	924	0	961	-10	-1.0	951	0.951
CC.78	31	0	31	0	0.0	31	0.031
CC.79	58	0	59	-1	-2.0	58	0.058
CC.80	4	0	4	0	0.0	4	0.004
CC.81	22	0	22	0	0.0	22	0.022
CC.82	275	0	289	-2	-1.0	287	0.287
CC.83	0	0	0	0	0.0	-	-
CC.84	26	0	27	0	0.0	27	0.027
CC.85	0	0	0	0	0.0	-	-
CC.86	14	0	14	0	0.0	14	0.014
CC.87	0	0	0	0	0.0	-	-
CC.88	0	0	0	0	0.0	-	-
CC.89	0	0	0	0	0.0	-	-
CC.90	0	0	0	0	0.0	-	-
CC.91	0	0	0	0	0.0	-	-
CC.92	0	0	0	0	0.0	-	-
CC.93	0	0	0	0	0.0	-	-
CC.145	1,597,435	0	1,690,374	-28,696	-2.0	1,661,678	1,661.678
CC.94	1,030	0	1,030	0	0.0	1,030	1.030
CC.95	99,749	0	108,128	-1,780	-2.0	106,348	106.348
CC.97	1,955,220	0	2,119,051	-35,957	-2.0	2,083,094	2,083.094
CC.98	67,663	0	73,348	-1,244	-2.0	72,104	72.104
CC.99	104,694	0	113,477	-1,878	-2.0	111,599	111.599
CC.101	595,512	0	645,527	-10,965	-2.0	634,562	634.562
CC.102	45,842	0	49,707	-802	-2.0	48,905	48.905
CC.103	664,750	0	720,584	-12,227	-2.0	708,357	708.357
CC.104	171,072	0	185,448	-3,162	-2.0	182,286	182.286
CC.107	44,805	0	48,557	-760	-2.0	47,797	47.797
CC.109	455,904	0	494,195	-8,390	-2.0	485,805	485.805
CC.110	477,811	0	517,943	-8,786	-2.0	509,157	509.157
CC.111	60,307	0	65,347	-1,159	-2.0	64,188	64.188
CC.112	55,677	0	56,843	-965	-2.0	55,878	55.878
CC.113	2,910,752	0	3,155,246	-53,544	-2.0	3,101,702	3,101.702
CC.114	866,173	0	938,933	-15,931	-2.0	923,002	923.002
CC.115	58,555	0	63,459	-1,138	-2.0	62,321	62.321
CC.151	902,089	0	932,376	-72,370	-8.0	860,006	860.006
CC.116	12,474,487	0	13,020,490	-1,025,623	-9.0	11,994,867	11,994.867
CC.118	155,448	0	168,505	-2,857	-2.0	165,648	165.648
CC.121	84,649	0	91,756	-1,524	-2.0	90,232	90.232
CC.122	109,346	0	118,528	-1,972	-2.0	116,556	116.556
CC.123	1,109,592	0	1,202,799	-20,394	-2.0	1,182,405	1,182.405
CC.124	691,169	0	749,223	-12,728	-2.0	736,495	736.495
CC.150	3,876,803	0	4,199,780	-71,262	-2.0	4,128,518	4,128.518
CC.125	136,087	0	147,514	-2,483	-2.0	145,031	145.031
CC.126	312	0	312	0	0.0	312	0.312
CC.128	38,006	0	41,208	-672	-2.0	40,536	40.536
CC.130	460,320	0	498,983	-8,472	-2.0	490,511	490.511
CC.133	893,105	0	968,138	-16,441	-2.0	951,697	951.697
CC.134	13,265	0	14,348	-4	0.0	14,344	14.344
CC.135	378,807	0	410,617	-6,977	-2.0	403,640	403.640
CC.136	13,419	0	14,591	0	0.0	14,591	14.591
CC.138	44,145	0	47,849	-800	-2.0	47,049	47.049
C.15	69,966	0	75,840	-1,318	-2.0	74,522	74.522
CC.146	8,264	0	8,941	-52	-1.0	8,889	8.889
CC.140	23,094	0	25,063	-657	-3.0	24,406	24.406
CC.141	100,921	0	109,428	-1,847	-2.0	107,581	107.581
CC.142	8,255	0	8,929	0	0.0	8,929	8.929
CC.143	135,944	0	138,764	-2,255	-2.0	136,509	136.509
CC.144	65,520	0	66,885	-1,239	-2.0	65,646	65.646
CC.147	185,021	0	200,569	-3,443	-2.0	197,126	197.126
CC.149	110,110	0	119,358	-1,996	-2.0	117,362	117.362
CC.149	5,294	0	5,846	0	0.0	5,846	5.846
C.1	6,656,774	0	6,724,008	-513,814	-8.0	6,210,194	6,210.194
C.2	0	0	9,739,298	0	0.0	9,739,298	9,739.298
C.3	0	0	2,731,319	0	0.0	2,731,319	2,731.319
C.4	584,136	0	611,352	-48,729	-9.0	562,623	562.623
C.5	0	0	0	0	0.0	-	-
C.6	0	0	10,210,343	0	0.0	10,210,343	10,210.343
C.7	0	0	4,291,242	0	0.0	4,291,242	4,291.242
C.8	6,016,722	0	6,143,069	-104,255	-2.0	6,038,814	6,038.814
C.9	385,020	0	402,962	-33,056	-9.0	369,906	369.906
Zone Total		355,604,971	40,006,650	366,647,928	-17,007,681	349,640,247	349,640.259

Zone	Date	KWH from NYISO	Total Unaccounted Load per Subzone
4	Feb-19	862,147,552	-21,422,312

LSE/MUNI	PTID	NAME	CSS Load	Load Mod	Total Load mod w/losses	Unaccounted	Percent	Total - load mod w/losses + unaccounted	Mwh to NYISO
DD.1			394,405,625	88,244,945	335,310,949	-11,519,433	-4.0	323,791,516	323,791.512
DD.2			4,495,016		4,872,521	-82,697	-2.0	4,789,824	4,789.824
DD.3			246,575		267,294	-4,536	-2.0	262,758	262.758
DD.4			2,352,818		2,550,454	-43,287	-2.0	2,507,167	2,507.167
DD.9			866,312		927,661	-15,758	-2.0	911,903	911.903
DD.11			690,862		748,889	-12,718	-2.0	736,171	736.171
DD.13			7,127,418		7,277,094	-230,552	-3.0	7,046,542	7,046.542
DD.14			1,155,961		1,239,319	-21,033	-2.0	1,218,286	1,218.286
DD.15			72,841		78,945	-1,407	-2.0	77,538	77.538

DD.17	123,622,172	0	131,350,555	-2,229,150	-2.0	129,121,405	129,121,405
DD.18	132,926,957	0	137,711,685	-2,337,100	-2.0	135,374,585	135,374,585
DD.19	16,406,876	0	17,145,193	-290,959	-2.0	16,854,234	16,854,234
DD.20	300,680	0	325,930	-5,532	-2.0	320,398	320,398
DD.21	50,060	0	54,268	-865	-2.0	53,403	53,403
DD.22	3,831,040	0	4,017,661	-68,179	-2.0	3,949,482	3,949,482
DD.23	35,840,117	0	38,560,457	-654,417	-2.0	37,906,040	37,906,040
DD.24	236,735	0	256,620	-4,356	-2.0	252,264	252,264
DD.25	4,030,582	0	4,369,029	-74,162	-2.0	4,294,867	4,294,867
DD.26	4,498,075	0	4,874,085	-82,720	-2.0	4,791,365	4,791,365
DD.29	122,879	0	125,466	-2,134	-2.0	123,332	123,332
DD.30	23,330,925	0	24,363,915	-413,478	-2.0	23,950,437	23,950,437
DD.34	519,233	0	562,837	-9,542	-2.0	553,295	553,295
DD.35	419,957	0	455,236	-7,718	-2.0	447,518	447,518
DD.38	3,788,359	0	4,105,813	-69,682	-2.0	4,036,131	4,036,131
DD.39	5,662,043	0	6,097,894	-103,501	-2.0	5,994,393	5,994,393
DD.40	420,112	0	455,410	-7,718	-2.0	447,692	447,692
DD.42	1,249,261	0	1,275,495	-21,647	-2.0	1,253,848	1,253,848
DD.43	1,784,641	0	1,822,118	-30,942	-2.0	1,791,176	1,791,176
DD.44	51,757	0	56,104	-927	-2.0	55,177	55,177
DD.45	432,354	0	468,670	-7,960	-2.0	460,710	460,710
DD.46	1,140,517	0	1,236,310	-20,982	-2.0	1,215,328	1,215,328
DD.47	3,043,200	0	3,298,831	-55,988	-2.0	3,242,843	3,242,843
DD.48	1,138,258	0	1,233,868	-20,945	-2.0	1,212,923	1,212,923
DD.49	6,150,695	0	6,663,918	-113,078	-2.0	6,550,840	6,550,840
DD.51	15,921,501	0	17,258,204	-292,890	-2.0	16,965,314	16,965,314
DD.52	149,283	0	152,466	-2,594	-2.0	149,872	149,872
DD.53	4,835,441	0	5,241,495	-88,953	-2.0	5,152,542	5,152,542
DD.56	671,052	0	727,419	-12,346	-2.0	715,073	715,073
DD.57	178,440	0	193,429	-3,298	-2.0	190,131	190,131
DD.58	2,902	0	2,915	0	0.0	2,915	2,915
DD.59	22	0	22	0	0.0	22	0.022
DD.60	10,660	0	11,237	-303	-3.0	10,934	10,934
DD.61	112	0	116	-2	-2.0	114	0.114
DD.62	1,949	0	2,040	-34	-2.0	2,006	2,006
DD.63	7	0	7	0	0.0	7	0.007
DD.64	693	0	705	-12	-2.0	693	0.693
DD.65	0	0	0	0	0.0	-	-
DD.66	0	0	0	0	0.0	-	-
DD.68	0	0	0	0	0.0	-	-
DD.69	6,468,966	0	6,743,735	-114,460	-2.0	6,629,275	6,629,275
DD.70	17,676	0	19,162	-326	-2.0	18,836	18,836
DD.71	1,180,818	0	1,205,630	-20,472	-2.0	1,185,158	1,185,158
DD.72	260,970	0	282,889	-4,820	-2.0	278,069	278,069
DD.73	2,148,282	0	2,193,395	-37,199	-2.0	2,156,196	2,156,196
DD.74	3,271,606	0	3,546,302	-60,189	-2.0	3,486,113	3,486,113
DD.75	225,339	0	243,547	-4,104	-2.0	239,443	239,443
DD.76	163,921	0	177,682	-3,043	-2.0	174,639	174,639
DD.78	1,882,818	0	2,040,848	-34,638	-2.0	2,006,210	2,006,210
DD.79	179,975	0	195,094	-3,301	-2.0	191,793	191,793
DD.80	734,333	0	796,019	-13,510	-2.0	782,509	782,509
DD.81	302,112	0	308,406	-5,143	-2.0	303,263	303,263
DD.82	1,101,888	0	1,125,010	-19,039	-2.0	1,105,971	1,105,971
DD.83	227,304	0	232,145	-3,892	-2.0	228,253	228,253
DD.84	300,702	0	325,943	-5,528	-2.0	320,415	320,415
DD.87	220,858	0	239,411	-4,077	-2.0	235,334	235,334
DD.89	8,298,195	0	8,813,655	-149,567	-2.0	8,664,088	8,664,088
DD.90	1,375,638	0	1,491,184	-25,306	-2.0	1,465,878	1,465,878
DD.91	50,976	0	55,267	-873	-2.0	54,394	54,394
DD.92	6,788,553	0	7,358,787	-124,882	-2.0	7,233,905	7,233,905
DD.93	307,517	0	333,346	-5,643	-2.0	327,703	327,703
DD.94	22,369	0	24,244	-571	-2.0	23,673	23,673
DD.95	35,121,120	0	36,158,148	-1,141,407	-3.0	35,016,741	35,016,741
DD.97	547,674	0	593,674	-10,070	-2.0	583,604	583,604
DD.100	707,593	0	767,028	-13,015	-2.0	754,013	754,013
DD.101	124,624	0	135,089	-2,347	-2.0	132,742	132,742
DD.102	2,040,977	0	2,212,410	-37,540	-2.0	2,174,870	2,174,870
DD.103	2,287,044	0	2,479,147	-42,081	-2.0	2,437,066	2,437,066
DD.127	7,200,652	0	7,795,729	-132,311	-2.0	7,663,418	7,663,418
DD.104	221,808	0	240,431	-4,091	-2.0	236,340	236,340
DD.105	622	0	622	0	0.0	622	0.622
DD.107	982,564	0	1,065,087	-18,071	-2.0	1,047,016	1,047,016
DD.109	998,762	0	1,082,674	-18,367	-2.0	1,064,307	1,064,307
DD.112	12,715,850	0	13,641,512	-231,499	-2.0	13,410,013	13,410,013
DD.113	195,702	0	212,146	-3,577	-2.0	208,569	208,569
DD.114	954,029	0	1,034,175	-17,555	-2.0	1,016,620	1,016,620
DD.115	82,134	0	89,016	-1,507	-2.0	87,509	87,509
DD.117	101,806	0	110,364	-1,872	-2.0	108,492	108,492
D.13	306,623	0	332,366	-5,654	-2.0	326,712	326,712
DD.123	9,645	0	10,438	-113	-1.0	10,325	10,325
DD.119	110,750	0	120,055	-2,062	-2.0	117,993	117,993
DD.120	174,285	0	188,915	-3,208	-2.0	185,707	185,707
DD.122	38,783	0	42,035	-672	-2.0	41,363	41,363
DD.125	2,784,355	0	3,018,241	-51,227	-2.0	2,967,014	2,967,014
DD.126	163,459	0	177,192	-3,004	-2.0	174,188	174,188
DD.126	826,515	0	895,940	-15,213	-2.0	880,727	880,727
D.1	0	0	1,260,332	0	0.0	1,260,332	1,260,332
D.2	0	0	967,793	0	0.0	967,793	967,793
D.3	0	0	0	0	0.0	-	-
D.4	0	0	0	0	0.0	-	-
D.5	207,158	0	216,891	-5,316	-3.0	211,575	211,575
D.6	235,027	0	237,472	-3,916	-2.0	233,556	233,556
D.7	120,094	0	121,359	-1,937	-2.0	119,422	119,422
D.8	356,542	0	360,155	-6,116	-2.0	354,039	354,039
D.14	2,449,730	0	2,501,178	-42,442	-2.0	2,458,736	2,458,736
Zone Total	911,779,718	88,244,945	883,569,864	-21,422,308		862,147,556	862,147,552

Zone	Date	KWH from NVISO	Total Unaccounted Load per Subzone							
29	Feb-19	184,775,922	-8,190,131							
LSE/MUNI	PTID	NAME	CSS Load	Load Mod	Total-load mod w/losses	Unaccounted	Percent	Total - load mod w/losses + unaccounted	Mwh to NVISO	
EE.1			87,516,919	31,152	94,507,350	-6,404,768	-7.0	88,102,582	88,102,570	
EE.2			1,033,309	0	1,120,103	-19,025	-2.0	1,101,078	1,101,078	
EE.3			2,949	0	2,996	0	0.0	2,996	2,996	
EE.4			327,821	0	355,364	-6,031	-2.0	349,333	349,333	
EE.9			2,906,740	0	3,133,300	-53,163	-2.0	3,080,137	3,080,137	
EE.11			189,177	0	205,062	-3,487	-2.0	201,575	201,575	
EE.12			12,200	0	13,202	0	0.0	13,202	13,202	
EE.14			102,534	0	111,139	-1,871	-2.0	109,268	109,268	
EE.15			440,827	0	477,852	-8,118	-2.0	469,734	469,734	
EE.16			333,007	0	360,983	-6,090	-2.0	354,893	354,893	
EE.17			369,222	0	400,234	-6,772	-2.0	393,462	393,462	
EE.19			0	0	0	0	0.0	-	-	
EE.20			19,319,281	0	20,506,213	-348,007	-2.0	20,158,206	20,158,206	
EE.21			5,471,926	0	5,831,271	-98,966	-2.0	5,732,305	5,732,305	
EE.22			720,198	0	780,700	-13,241	-2.0	767,459	767,459	
EE.23			12,689	0	13,785	0	0.0	13,785	13,785	
EE.24			7,717	0	8,389	0	0.0	8,389	8,389	
EE.25			2,321,160	0	2,462,749	-41,783	-2.0	2,420,966	2,420,966	
EE.26			5,337,246	0	5,700,056	-96,747	-2.0	5,603,309	5,603,309	
EE.27			875,254	0	946,089	-16,043	-2.0	930,046	930,046	
EE.28			974,256	0	1,055,345	-17,905	-2.0	1,037,440	1,037,440	
EE.29			927,282	0	1,004,933	-17,039	-2.0	987,894	987,894	
EE.31			4,855,078	0	5,087,253	-284,149	-6.0	4,803,104	4,803,104	
EE.32			629,742	0	642,968	-32,301	-5.0	610,667	610,667	
EE.34			85,046	0	86,868	-1,367	-2.0	85,501	85,501	
EE.35			5,719,896	0	5,840,031	-99,108	-2.0	5,740,923	5,740,923	
EE.36			2,821,195	0	2,981,074	-50,596	-2.0	2,930,478	2,930,478	
EE.39			3,555,096	0	3,851,829	-65,370	-2.0	3,786,459	3,786,459	
EE.40			197,660	0	214,261	-3,646	-2.0	210,615	210,615	
EE.42			409,389	0	443,661	-7,548	-2.0	436,113	436,113	
EE.43			1,155,682	0	1,252,750	-21,269	-2.0	1,231,481	1,231,481	
EE.44			84,129	0	91,199	-1,546	-2.0	89,653	89,653	
EE.46			16,431	0	17,891	-197	-1.0	17,694	17,694	
EE.47			38,112	0	41,321	-674	-2.0	40,647	40,647	
EE.48			29,021	0	30,685	-672	-2.0	30,013	30,013	
EE.49			258,526	0	279,946	-4,792	-2.0	275,154	275,154	
EE.50			1,218,310	0	1,320,657	-22,423	-2.0	1,298,234	1,298,234	
EE.51			200,453	0	217,288	-3,717	-2.0	213,571	213,571	
EE.52			362,919	0	393,396	-6,669	-2.0	386,727	386,727	
EE.54			3,622,248	0	3,926,510	-66,641	-2.0	3,859,869	3,859,869	
EE.55			660,461	0	715,938	-12,153	-2.0	703,785	703,785	
EE.57			45,753	0	49,586	-768	-2.0	48,818	48,818	
EE.59			11,226	0	12,155	0	0.0	12,155	12,155	
EE.60			0	0	0	0	0.0	-	-	
EE.61			0	0	0	0	0.0	-	-	
EE.62			0	0	0	0	0.0	-	-	
EE.63			888,862	0	943,084	-16,007	-2.0	927,077	927,077	
EE.64			1,246	0	1,246	0	0.0	1,246	1,246	
EE.65			35,333	0	38,332	-672	-2.0	37,660	37,660	
EE.66			690,987	0	749,024	-12,720	-2.0	736,304	736,304	
EE.67			12,482	0	13,503	0	0.0	13,503	13,503	
EE.68			14,845	0	16,124	-90	-1.0	16,034	16,034	
EE.70			41,282	0	44,745	-698	-2.0	44,047	44,047	
EE.71			39,658	0	42,980	-677	-2.0	42,303	42,303	
EE.72			2,990,248	0	3,223,617	-54,711	-2.0	3,168,906	3,168,906	
EE.73			65,611	0	71,121	-1,156	-2.0	69,965	69,965	
EE.76			18,442	0	20,034	-309	-2.0	19,725	19,725	
EE.78			89,418	0	96,942	-1,685	-2.0	95,257	95,257	
EE.79			305,664	0	331,331	-5,636	-2.0	325,695	325,695	
EE.80			14,139	0	15,379	0	0.0	15,379	15,379	
EE.81			223,795	0	242,597	-4,111	-2.0	238,486	238,486	
EE.82			914,378	0	990,464	-16,806	-2.0	973,658	973,658	
EE.83			2,766,849	0	2,898,492	-166,541	-6.0	2,731,951	2,731,951	
EE.85			62,619	0	67,835	-1,102	-2.0	66,733	66,733	
EE.88			126,114	0	136,711	-2,322	-2.0	134,389	134,389	
EE.89			438,244	0	475,055	-8,086	-2.0	466,969	466,969	
EE.90			547,151	0	593,115	-10,077	-2.0	583,038	583,038	
EE.91			844	0	844	0	0.0	844	844	
EE.115			1,113,025	0	1,206,173	-20,474	-2.0	1,185,699	1,185,699	
EE.92			38,856	0	42,108	-673	-2.0	41,435	41,435	
EE.95			24,055	0	26,073	-635	-2.0	25,438	25,438	
EE.97			297,627	0	322,624	-5,474	-2.0	317,150	317,150	
EE.100			417,896	0	450,306	-7,637	-2.0	442,669	442,669	
EE.103			25,778	0	27,996	-672	-2.0	27,324	27,324	
EE.104			244,154	0	264,675	-4,499	-2.0	260,176	260,176	
EE.105			1,667	0	1,667	0	0.0	1,667	1,667	
EE.113			32,246	0	34,950	-624	-2.0	34,326	34,326	
EE.107			22,997	0	24,899	-557	-2.0	24,342	24,342	
EE.114			19,119	0	20,718	-349	-2.0	20,369	20,369	
EE.109			14,949	0	16,249	-69	0.0	16,180	16,180	
EE.110			872	0	872	0	0.0	872	872	
EE.111			19,946	0	21,596	-388	-2.0	21,208	21,208	
EE.112			2,962	0	3,046	0	0.0	3,046	3,046	
E.1			0	0	9,124,859	0	0.0	9,124,859	9,124,859	
E.3			0	0	3,870,285	0	0.0	3,870,285	3,870,285	
Zone Total			167,742,447	31,152	192,966,053	-8,190,119		184,775,934	184,775,922	

Zone	Date	KWH from NYISO	Total Unaccounted Load per Subzone						
31	Feb-19	68,968,598	968,270						
LSE/MUNI	PTID	NAME	CSS Load	Load Mod	Total-load mod w/losses	Unaccounted	Percent	Total - load mod w/losses + unaccounted	Mwh to NYISO
FF.1			20,431,198	1,269,031	20,807,349	386,727	2.0	21,194,076	21,194.078
FF.2			384,279	0	416,555	-7,055	-2.0	409,500	409.500
FF.3			87,812	0	95,181	-1,609	-2.0	93,572	93.572
FF.8			2,320	0	2,320	0	0.0	2,320	2.320
FF.10			16,342	0	17,801	-190	-1.0	17,611	17.611
FF.12			14,320	0	15,556	-8	0.0	15,548	15.548
FF.13			1,122,036	0	1,206,654	-20,478	-2.0	1,186,176	1,186.176
FF.15			3,351,309	0	3,594,422	-61,010	-2.0	3,533,412	3,533.412
FF.16			1,533,627	0	1,662,437	-28,226	-2.0	1,634,211	1,634.211
FF.17			95,476	0	103,494	-1,653	-2.0	101,841	101.841
FF.18			16,482	0	17,925	-161	-1.0	17,764	17.764
FF.19			0	0	0	0	0.0	-	-
FF.20			582,106	0	630,997	-10,721	-2.0	620,276	620.276
FF.21			17,903	0	19,423	-282	-1.0	19,141	19.141
FF.22			403,531	0	437,421	-7,437	-2.0	429,984	429.984
FF.23			128,966	0	139,815	-2,366	-2.0	137,449	137.449
FF.24			1,838,718	0	1,950,862	-33,107	-2.0	1,917,755	1,917.755
FF.25			82,879	0	89,819	-1,523	-2.0	88,296	88.296
FF.26			70,640	0	76,563	-1,345	-2.0	75,218	75.218
FF.29			84,176	0	91,220	-1,504	-2.0	89,716	89.716
FF.30			323,422	0	350,582	-5,922	-2.0	344,660	344.660
FF.31			21,164	0	22,923	-444	-2.0	22,479	22.479
FF.33			9,162	0	9,844	0	0.0	9,844	9.844
FF.34			15,068	0	16,393	-96	-1.0	16,297	16.297
FF.35			45,256	0	49,048	-750	-2.0	48,298	48.298
FF.36			96,455	0	104,539	-1,722	-2.0	102,817	102.817
FF.37			12,494	0	13,544	0	0.0	13,544	13.544
FF.38			15,507	0	16,895	-128	-1.0	16,767	16.767
FF.40			1,031,546	0	1,118,178	-18,967	-2.0	1,099,211	1,099.211
FF.41			91,729	0	99,424	-1,658	-2.0	97,766	97.766
FF.42			17,505	0	19,033	-247	-1.0	18,786	18.786
FF.44			0	0	0	0	0.0	-	-
FF.45			15	0	16	0	0.0	16	0.016
FF.46			0	0	0	0	0.0	-	-
FF.48			1,520	0	1,587	-28	-2.0	1,559	1.559
FF.49			4	0	4	0	0.0	4	0.004
FF.50			0	0	0	0	0.0	-	-
FF.51			1,154	0	1,154	0	0.0	1,154	1.154
FF.52			119,867	0	122,435	-2,042	-2.0	120,393	120.393
FF.53			12,602	0	13,633	0	0.0	13,633	13.633
FF.54			266,867	0	289,284	-4,910	-2.0	284,374	284.374
FF.55			11,677	0	12,660	0	0.0	12,660	12.660
FF.56			11,021	0	11,938	0	0.0	11,938	11.938
FF.58			27,683	0	30,073	-672	-2.0	29,401	29.401
FF.59			16,295	0	17,682	-178	-1.0	17,504	17.504
FF.60			175,856	0	190,621	-3,203	-2.0	187,418	187.418
FF.61			14,640	0	15,901	-71	0.0	15,830	15.830
FF.64			8,769	0	9,499	0	0.0	9,499	9.499
FF.65			76,702	0	83,148	-1,344	-2.0	81,804	81.804
FF.66			39,907	0	43,217	-672	-2.0	42,545	42.545
FF.96			9,396	0	10,150	0	0.0	10,150	10.150
FF.67			659,779	0	715,213	-12,141	-2.0	703,072	703.072
FF.68			774,431	0	814,436	18,062	2.0	832,498	832.498
FF.69			145,059	0	157,236	3,411	2.0	160,647	160.647
FF.71			14,726	0	16,007	-54	0.0	15,953	15.953
FF.74			3,628	0	3,911	0	0.0	3,911	3.911
FF.75			2,790	0	2,844	0	0.0	2,844	2.844
FF.76			214,766	0	232,804	-3,979	-2.0	228,825	228.825
FF.77			1,876	0	1,876	0	0.0	1,876	1.876
FF.99			20,278	0	21,847	-482	-2.0	21,365	21.365
FF.78			14,619	0	15,874	-70	0.0	15,804	15.804
FF.81			6,994	0	7,666	0	0.0	7,666	7.666
FF.83			100,038	0	108,432	-1,800	-2.0	106,632	106.632
FF.95			298,745	0	321,096	-5,457	-2.0	315,639	315.639
FF.87			73,765	0	79,949	-1,435	-2.0	78,514	78.514
FF.88			2,578	0	2,578	0	0.0	2,578	2.578
FF.98			3,384	0	3,672	0	0.0	3,672	3.672
FF.90			4,166	0	4,578	0	0.0	4,578	4.578
FF.92			14,953	0	16,263	-94	-1.0	16,169	16.169
FF.93			1,715	0	1,715	0	0.0	1,715	1.715
FF.97			1,022	0	1,022	0	0.0	1,022	1.022
F.1			30,937,736	0	31,422,090	807,309	3.0	32,229,399	32,229.399
Zone Total			66,034,451	1,269,031	68,000,328	968,268		68,968,596	68,968.598
Grand Total			2,789,318,989	145,908,970	3,032,352,383	-87,857,066		2,944,495,317	2,944,495.288

Zone	Date	KWH from NYISO	Total Unaccounted Load per Subzone						
1	Mar-19	977,191,288	-24,340,287						
LSE/MUNI	PTID	NAME	CSS Load	Load Mod	Total-load mod w/losses	Unaccounted	Percent	Total - load mod w/losses + unaccounted	Mwh to NYISO
AA.1			281,493,727	57,362	302,558,364	-9,734,621	-3.0	292,823,743	292,823.718
AA.2			1,357,316	0	1,471,315	-31,398	-2.0	1,439,917	1,439.917
AA.136			99,490	0	107,843	-2,348	-2.0	105,495	105.495
AA.3			1,111,480	0	1,204,839	-25,700	-2.0	1,179,139	1,179.139
AA.8			5,966,809	0	6,444,108	-137,503	-2.0	6,306,605	6,306.605
AA.10			646,506	0	700,793	-14,929	-2.0	685,864	685.864
AA.11			4,628,000	0	4,963,762	-105,908	-2.0	4,857,854	4,857.854
AA.12			16,281,102	0	17,245,521	-368,007	-2.0	16,877,514	16,877.514
AA.13			18,962,213	0	19,490,742	-415,905	-2.0	19,074,837	19,074.837
AA.14			3,921,030	0	4,105,321	-87,629	-2.0	4,017,692	4,017.692
AA.16			1,015,819	0	1,037,238	-28,749	-3.0	1,008,489	1,008.489
AA.17			2,872,029	0	3,057,296	-65,249	-2.0	2,992,047	2,992.047
AA.18			4,947,917	0	5,304,418	-113,188	-2.0	5,191,230	5,191.230
AA.19			4,428,638	0	4,766,202	-101,705	-2.0	4,664,497	4,664.497
AA.21			5,660,761	0	5,966,744	-127,339	-2.0	5,839,405	5,839.405
AA.22			79,314,686	0	84,433,705	-1,801,722	-2.0	82,631,983	82,631.983
AA.23			11,117,205	0	11,877,553	-253,453	-2.0	11,624,100	11,624.100
AA.24			2,183,323	0	2,348,295	-50,115	-2.0	2,298,180	2,298.180
AA.25			3,571,101	0	3,646,086	-77,798	-2.0	3,568,288	3,568.288
AA.26			264,156	0	286,350	-6,101	-2.0	280,249	280.249
AA.27			197,584	0	214,181	-4,572	-2.0	209,609	209.609
AA.28			4,270,203	0	4,495,659	-95,943	-2.0	4,399,716	4,399.716
AA.29			39,300,193	0	41,810,524	-892,202	-2.0	40,918,322	40,918.322
AA.30			9,901,410	0	10,666,862	-227,621	-2.0	10,439,241	10,439.241
AA.31			2,797,983	0	3,031,490	-64,688	-2.0	2,966,802	2,966.802
AA.32			1,652,707	0	1,790,743	-38,221	-2.0	1,752,522	1,752.522
AA.34			164,707,870	0	168,854,728	-4,770,055	-3.0	164,084,673	164,084.673
AA.35			59,070,848	0	60,693,980	-1,681,159	-3.0	59,012,821	59,012.821
AA.36			92,817	0	97,262	-2,229	-2.0	95,033	95.033
AA.37			159,040	0	166,527	-3,604	-2.0	162,923	162.923
AA.38			2	0	2	0	0.0	2	0.002
AA.39			183,277	0	191,826	-4,084	-2.0	187,742	187.742
AA.40			318,294	0	333,219	-7,092	-2.0	326,127	326.127
AA.41			73,225	0	76,638	-1,647	-2.0	74,991	74.991
AA.42			348,012	0	364,371	-7,745	-2.0	356,626	356.626
AA.43			537,840	0	549,213	-11,777	-2.0	537,436	537.436
AA.44			1,480,675	0	1,571,279	-33,530	-2.0	1,537,749	1,537.749
AA.45			1,524,946	0	1,610,476	-41,490	-3.0	1,568,986	1,568.986
AA.46			178,338	0	182,094	-3,856	-2.0	178,238	178.238
AA.47			449,353	0	476,784	-10,140	-2.0	466,644	466.644
AA.48			1,752,573	0	1,840,998	-39,287	-2.0	1,801,711	1,801.711
AA.50			1,237,038	0	1,313,951	-28,042	-2.0	1,285,909	1,285.909
AA.52			15,287,415	0	16,530,183	-352,726	-2.0	16,177,457	16,177.457
AA.53			370,226	0	401,300	-8,577	-2.0	392,723	392.723
AA.56			1,547,964	0	1,677,520	-35,810	-2.0	1,641,710	1,641.710
AA.57			2,656,646	0	2,879,803	-61,459	-2.0	2,818,344	2,818.344
AA.58			200,347	0	216,320	-4,644	-2.0	211,676	211.676
AA.60			42,754	0	46,345	-933	-2.0	45,412	45.412
AA.61			2,373,098	0	2,532,660	-54,049	-2.0	2,478,611	2,478.611
AA.62			88,366	0	95,782	-2,010	-2.0	93,772	93.772
AA.63			146,022	0	156,725	-3,346	-2.0	153,379	153.379
AA.64			316,008	0	339,559	-7,264	-2.0	332,295	332.295
AA.65			500,175	0	535,180	-11,412	-2.0	523,768	523.768
AA.66			1,063,582	0	1,147,328	-24,484	-2.0	1,122,844	1,122.844
AA.67			844,427	0	907,516	-19,368	-2.0	888,148	888.148
AA.68			634,455	0	687,731	-14,704	-2.0	673,027	673.027
AA.69			3,698,106	0	4,008,724	-85,538	-2.0	3,923,186	3,923.186
AA.70			1,552,606	0	1,636,146	-34,900	-2.0	1,601,246	1,601.246
AA.72			938,838	0	1,017,697	-21,719	-2.0	995,978	995.978
AA.74			9,103,282	0	9,867,857	-210,567	-2.0	9,657,290	9,657.290
AA.75			0	0	0	0	0.0	0	0.000
AA.76			2,127,583	0	2,306,289	-49,209	-2.0	2,257,080	2,257.080
AA.78			594,458	0	644,388	-13,754	-2.0	630,634	630.634
AA.80			570,625	0	616,371	-13,171	-2.0	603,200	603.200
AA.81			0	0	0	0	0.0	0	0.000
AA.132			62,565	0	67,796	-1,502	-2.0	66,294	66.294
AA.82			1,531	0	1,531	0	0.0	1,531	1.531
AA.83			113,550	0	123,078	-2,673	-2.0	120,405	120.405
AA.84			120,677	0	122,906	-2,818	-2.0	120,088	120.088
AA.85			1,959,634	0	2,124,102	-45,327	-2.0	2,078,775	2,078.775
AA.86			3,368	0	3,496	0	0.0	3,496	3.496
AA.87			55,702	0	60,381	-1,236	-2.0	59,145	59.145
AA.89			81,118	0	87,925	-1,873	-2.0	86,052	86.052
AA.90			94,813	0	102,760	-2,160	-2.0	100,600	100.600
AA.91			16,091,675	0	17,375,474	-370,775	-2.0	17,004,699	17,004.699
AA.92			105,989	0	114,886	-2,440	-2.0	112,446	112.446
AA.95			53,340	0	57,848	-1,234	-2.0	56,614	56.614
AA.97			348,202	0	377,433	-8,051	-2.0	369,382	369.382
AA.98			601,054	0	650,607	-13,887	-2.0	636,720	636.720
AA.99			20,476	0	22,214	-677	-3.0	21,537	21.537
AA.100			2,063,155	0	2,234,332	-47,672	-2.0	2,186,660	2,186.660
AA.101			28,319,017	0	29,863,426	-637,251	-2.0	29,226,175	29,226.175
AA.102			9,639,506	0	10,100,193	-285,549	-3.0	9,814,644	9,814.644

AA.104		114,925	0	124,586	-2,683	-2.0	121,903	121,903
AA.108		440,290	0	477,271	-10,196	-2.0	467,075	467,075
AA.109		119,589	0	129,637	-2,764	-2.0	126,873	126,873
AA.110		1,636,523	0	1,773,991	-37,849	-2.0	1,736,142	1,736,142
AA.111		1,407,478	0	1,525,693	-32,550	-2.0	1,493,143	1,493,143
AA.138		2,371,127	0	2,528,297	-53,957	-2.0	2,474,340	2,474,340
AA.112		141,870	0	153,802	-3,299	-2.0	150,503	150,503
AA.115		72,838	0	78,929	-1,699	-2.0	77,230	77,230
AA.117		697,722	0	756,326	-16,146	-2.0	740,180	740,180
AA.120		2,801,560	0	3,027,420	-64,601	-2.0	2,962,819	2,962,819
AA.123		39,319	0	42,641	-860	-2.0	41,781	41,781
AA.124		635,570	0	688,970	-14,704	-2.0	674,266	674,266
AA.125		84,935	0	92,080	-1,874	-2.0	90,206	90,206
AA.127		135,667	0	147,067	-3,136	-2.0	143,931	143,931
AA.133		100,858	0	109,347	-2,316	-2.0	107,031	107,031
AA.129		421,569	0	456,992	-9,763	-2.0	447,229	447,229
AA.130		5,860	0	6,595	0	0.0	6,595	6,595
AA.131		1,541,939	0	1,620,550	-34,578	-2.0	1,585,972	1,585,972
AA.139		5,035	0	5,502	0	0.0	5,502	5,502
AA.135		69,178	0	74,988	-1,649	-2.0	73,339	73,339
AA.137		2,037	0	2,037	0	0.0	2,037	2,037
A.1		2,920,326	0	3,002,913	-70,495	-2.0	2,932,418	2,932,418
A.2		0	0	20,892,303	0	0.0	20,892,303	20,892,303
A.3		0	0	10,339,759	0	0.0	10,339,759	10,339,759
A.4		0	0	34,804,615	0	0.0	34,804,615	34,804,615
A.5		0	0	0	0	0.0	0	0.000
A.6		0	0	22,695,348	0	0.0	22,695,348	22,695,348
A.7		0	0	2,832,687	0	0.0	2,832,687	2,832,687
A.8		0	0	50,115	-2,023	-4.0	48,092	48,092
Zone Total		860,236,106	57,362	1,001,531,575	-24,340,262		977,191,313	977,191,288

Zone	Date	KWH from NYISO	Total Unaccounted Load per Subzone
2	Mar-19	588,031,071	-29,075,217

LSE/MUNI	PTID	NAME	CSS Load	Load Mod	Total-load mod w/losses	Unaccounted	Percent	Total - load mod w/losses + unaccounted	Mwh to NYISO
BB.1			264,123,543	19,805,339	263,828,242	-22,892,694	-10.0	240,935,548	240,935,547
BB.2			2,764,583	0	2,996,813	-63,948	-2.0	2,932,865	2,932,865
BB.3			386,620	0	414,798	-8,858	-2.0	405,940	405,940
BB.4			1,043,870	0	1,131,550	-24,131	-2.0	1,107,419	1,107,419
BB.9			1,067,224	0	1,152,097	-24,596	-2.0	1,127,501	1,127,501
BB.11			630,235	0	683,173	-14,589	-2.0	668,584	668,584
BB.13			336,307	0	364,540	-7,767	-2.0	356,773	356,773
BB.15			220,342	0	224,971	-4,798	-2.0	220,173	220,173
BB.16			68,507,191	0	73,182,958	-1,561,649	-2.0	71,621,309	71,621,309
BB.17			23,780,946	0	25,374,755	-541,475	-2.0	24,833,280	24,833,280
BB.18			8,453,147	0	8,775,329	-187,246	-2.0	8,588,083	8,588,083
BB.19			182,348	0	197,648	-4,217	-2.0	193,431	193,431
BB.20			18,779	0	20,383	-532	-3.0	19,851	19,851
BB.21			13,726,232	0	14,372,427	-306,686	-2.0	14,065,741	14,065,741
BB.22			39,984,977	0	42,667,954	-910,482	-2.0	41,757,472	41,757,472
BB.23			1,811,324	0	1,961,200	-41,841	-2.0	1,919,359	1,919,359
BB.24			2,055,186	0	2,227,811	-47,534	-2.0	2,180,277	2,180,277
BB.25			2,207,908	0	2,388,430	-50,973	-2.0	2,337,457	2,337,457
BB.29			1,045,806	0	1,067,763	-22,785	-2.0	1,044,978	1,044,978
BB.30			762,846	0	778,882	-16,632	-2.0	762,250	762,250
BB.31			0	0	0	0	0.0	0	0.000
BB.32			73,584	0	75,180	-1,607	-2.0	73,573	73,573
BB.33			540,900	0	552,258	-11,788	-2.0	540,470	540,470
BB.34			2,279,520	0	2,327,360	-49,645	-2.0	2,277,715	2,277,715
BB.35			0	0	0	0	0.0	0	0.000
BB.36			2,142,999	0	2,187,972	-46,692	-2.0	2,141,280	2,141,280
BB.37			0	0	0	0	0.0	0	0.000
BB.38			1,394,092	0	1,485,215	-31,702	-2.0	1,453,513	1,453,513
BB.39			2,209,505	0	2,344,283	-50,030	-2.0	2,294,253	2,294,253
BB.41			1,809,336	0	1,961,322	-41,856	-2.0	1,919,466	1,919,466
BB.42			302,101	0	327,472	-7,000	-2.0	320,472	320,472
BB.45			986,013	0	1,068,823	-22,807	-2.0	1,046,016	1,046,016
BB.46			2,435,074	0	2,639,615	-56,338	-2.0	2,583,277	2,583,277
BB.47			136,960	0	148,468	-3,151	-2.0	145,317	145,317
BB.49			32,727	0	35,484	-745	-2.0	34,739	34,739
BB.50			83,803	0	90,822	-1,904	-2.0	88,918	88,918
BB.51			418,033	0	453,140	-9,665	-2.0	443,475	443,475
BB.52			2,792,617	0	3,027,195	-64,596	-2.0	2,962,599	2,962,599
BB.53			240,643	0	260,864	-5,516	-2.0	255,348	255,348
BB.54			859,227	0	924,395	-19,731	-2.0	904,664	904,664
BB.56			2,928	0	3,087	0	0.0	3,087	3,087
BB.57			13,331	0	14,079	-38	0.0	14,041	14,041
BB.58			6,687,855	0	7,249,470	-154,691	-2.0	7,094,779	7,094,779
BB.59			2,130,980	0	2,309,986	-49,289	-2.0	2,260,697	2,260,697
BB.61			264,500	0	286,711	-6,107	-2.0	280,604	280,604
BB.63			88,849	0	96,318	-1,986	-2.0	94,332	94,332
BB.64			881	0	950	0	0.0	950	950
BB.65			0	0	0	0	0.0	0	0.000
BB.66			0	0	0	0	0.0	0	0.000
BB.67			0	0	0	0	0.0	0	0.000
BB.68			0	0	0	0	0.0	0	0.000
BB.69			16,083	0	16,844	-346	-2.0	16,498	16,498
BB.70			0	0	0	0	0.0	0	0.000

BB.71		7,183,318	0	7,335,315	-156,525	-2.0	7,178,790	7,178,790
BB.72		1,189	0	1,189	0	0.0	1,189	1,189
BB.73		128,555	0	139,358	-2,941	-2.0	136,417	136,417
BB.74		1,410,151	0	1,439,759	-30,702	-2.0	1,409,057	1,409,057
BB.75		1,606,734	0	1,741,438	-37,181	-2.0	1,704,257	1,704,257
BB.76		52,437	0	56,815	-1,152	-2.0	55,663	55,663
BB.77		78,443	0	85,035	-1,809	-2.0	83,226	83,226
BB.79		453,702	0	491,816	-10,507	-2.0	481,309	481,309
BB.80		105,650	0	114,534	-2,472	-2.0	112,062	112,062
BB.81		1,446,205	0	1,564,539	-33,386	-2.0	1,531,153	1,531,153
BB.82		124,951	0	135,437	-2,870	-2.0	132,567	132,567
BB.85		24,134	0	26,142	-743	-3.0	25,399	25,399
BB.87		278,490	0	301,871	-6,446	-2.0	295,425	295,425
BB.88		341,904	0	370,627	-7,881	-2.0	362,746	362,746
BB.89		78,832	0	85,409	-1,839	-2.0	83,570	83,570
BB.90		2,335,430	0	2,531,609	-54,019	-2.0	2,477,590	2,477,590
BB.92		110,720	0	120,040	-2,559	-2.0	117,481	117,481
BB.93		10,621,319	0	11,135,096	-937,202	-9.0	10,197,894	10,197,894
BB.95		105,432	0	114,270	-2,419	-2.0	111,851	111,851
BB.98		462,955	0	501,827	-10,729	-2.0	491,098	491,098
BB.99		270,444	0	293,164	-6,240	-2.0	286,924	286,924
BB.100		1,044,611	0	1,132,345	-24,164	-2.0	1,108,181	1,108,181
BB.101		2,848,712	0	3,088,006	-65,900	-2.0	3,022,106	3,022,106
BB.126		9,029,079	0	9,761,169	-208,276	-2.0	9,552,893	9,552,893
BB.102		166,443	0	180,418	-3,855	-2.0	176,563	176,563
BB.105		132,160	0	143,245	-3,043	-2.0	140,202	140,202
BB.107		552,712	0	599,132	-12,794	-2.0	586,338	586,338
BB.110		1,460,200	0	1,573,382	-33,571	-2.0	1,539,811	1,539,811
BB.111		9,684	0	10,468	0	0.0	10,468	10,468
BB.112		382,812	0	414,982	-8,849	-2.0	406,133	406,133
BB.113		92,936	0	100,739	-2,136	-2.0	98,603	98,603
BB.114		276,562	0	282,369	-6,001	-2.0	276,368	276,368
BB.116		135,762	0	147,168	-3,136	-2.0	144,032	144,032
BB.122		27,510	0	29,893	-743	-3.0	29,150	29,150
BB.118		89,347	0	96,862	-2,020	-2.0	94,842	94,842
BB.119		2,645	0	2,645	0	0.0	2,645	2,645
BB.121		607,762	0	645,311	-13,782	-2.0	631,529	631,529
BB.129		562	0	562	0	0.0	562	0.562
BB.124		287,859	0	312,036	-6,661	-2.0	305,375	305,375
BB.128		1,160	0	1,160	0	0.0	1,160	1,160
BB.127		0	0	0	0	0.0	0	0.000
B.2		0	0	77,125,383	0	0.0	77,125,383	77,125,383
B.3		0	0	19,174,686	0	0.0	19,174,686	19,174,686
Zone Total		505,421,468	19,805,339	617,106,288	-29,075,216		588,031,072	588,031,071

Zone	Date	KWH from NYISO	Total Unaccounted Load per Subzone
3	Mar-19	347,196,264	-19,371,120

LSE/MUNI	PTID	NAME	CSS Load	Load Mod	Total-load mod w/losses	Unaccounted	Percent	Total - load mod w/losses + unaccounted	Mwh to NYISO
CC.1			166,013,355	49,467,306	128,565,707	-13,108,193	-11.0	115,457,514	115,457,478
CC.2			2,722,891	0	2,951,611	-62,984	-2.0	2,888,627	2,888,627
CC.3			104,900	0	113,705	-2,494	-2.0	111,211	111,211
CC.4			808,457	0	876,358	-18,699	-2.0	857,659	857,659
CC.9			529,226	0	572,541	-12,225	-2.0	560,316	560,316
CC.11			414,155	0	448,954	-9,605	-2.0	439,349	439,349
CC.13			834,743	0	904,850	-19,314	-2.0	885,536	885,536
CC.14			0	0	0	0	0.0	0	0.000
CC.15			4,282,518	0	4,637,940	-98,977	-2.0	4,538,963	4,538,963
CC.17			64,802,420	0	68,492,749	-1,461,573	-2.0	67,031,176	67,031,176
CC.18			15,817,657	0	16,886,891	-360,335	-2.0	16,526,556	16,526,556
CC.19			1,292,470	0	1,401,036	-29,903	-2.0	1,371,133	1,371,133
CC.20			801,769	0	869,107	-18,546	-2.0	850,561	850,561
CC.21			17,901	0	19,505	-452	-2.0	19,053	19,053
CC.22			3,950,110	0	4,178,856	-89,172	-2.0	4,089,684	4,089,684
CC.23			19,676,130	0	20,962,841	-447,316	-2.0	20,515,525	20,515,525
CC.24			858,853	0	930,951	-19,847	-2.0	911,104	911,104
CC.25			2,294,847	0	2,487,628	-53,091	-2.0	2,434,537	2,434,537
CC.26			3,319,651	0	3,551,359	-75,776	-2.0	3,475,583	3,475,583
CC.30			63,888	0	65,219	-1,331	-2.0	63,888	63,888
CC.31			174,307	0	177,950	-3,795	-2.0	174,155	174,155
CC.32			6,506,420	0	6,923,826	-147,748	-2.0	6,776,078	6,776,078
CC.33			7,042	0	7,725	0	0.0	7,725	7,725
CC.35			431,123	0	467,340	-9,974	-2.0	457,366	457,366
CC.36			243,759	0	264,233	-5,683	-2.0	258,550	258,550
CC.37			123,851	0	126,451	-2,700	-2.0	123,751	123,751
CC.40			1,040,097	0	1,127,454	-24,067	-2.0	1,103,387	1,103,387
CC.41			3,439,748	0	3,728,682	-79,548	-2.0	3,649,134	3,649,134
CC.42			137,839	0	149,430	-3,175	-2.0	146,255	146,255
CC.44			22,439	0	24,321	-733	-3.0	23,588	23,588
CC.45			77,490	0	83,988	-1,789	-2.0	82,199	82,199
CC.46			0	0	0	0	0.0	0	0.000
CC.47			401,210	0	434,900	-9,296	-2.0	425,604	425,604
CC.48			3,044,357	0	3,300,079	-70,417	-2.0	3,229,662	3,229,662
CC.49			172,230	0	186,720	-3,996	-2.0	182,724	182,724
CC.50			638,928	0	692,600	-14,783	-2.0	677,817	677,817
CC.52			9,355,831	0	10,141,570	-216,404	-2.0	9,925,166	9,925,166
CC.96			1,890,372	0	2,049,152	-43,728	-2.0	2,005,424	2,005,424
CC.54			133,206	0	144,387	-3,080	-2.0	141,307	141,307

CC.57	0	0	0	0	0.0	0	0.000
CC.58	10	0	10	0	0.0	10	0.010
CC.59	25	0	26	0	0.0	26	0.026
CC.60	0	0	0	0	0.0	0	0.000
CC.61	0	0	0	0	0.0	0	0.000
CC.62	151	0	159	0	0.0	159	0.159
CC.63	0	0	0	0	0.0	0	0.000
CC.64	0	0	0	0	0.0	0	0.000
CC.65	568	0	616	0	0.0	616	0.616
CC.66	0	0	0	0	0.0	0	0.000
CC.67	0	0	0	0	0.0	0	0.000
CC.68	0	0	0	0	0.0	0	0.000
CC.69	36	0	38	0	0.0	38	0.038
CC.70	6	0	6	0	0.0	6	0.006
CC.71	1,333	0	1,451	0	0.0	1,451	1.451
CC.72	1,508	0	1,538	-30	-2.0	1,508	1.508
CC.73	22	0	23	0	0.0	23	0.023
CC.74	0	0	0	0	0.0	0	0.000
CC.75	0	0	0	0	0.0	0	0.000
CC.76	508	0	516	-8	-2.0	508	0.508
CC.77	0	0	0	0	0.0	0	0.000
CC.78	221	0	226	-5	-2.0	221	0.221
CC.79	0	0	0	0	0.0	0	0.000
CC.80	5	0	5	0	0.0	5	0.005
CC.81	0	0	0	0	0.0	0	0.000
CC.82	405	0	422	-4	-1.0	418	0.418
CC.83	0	0	0	0	0.0	0	0.000
CC.84	165	0	170	-1	-1.0	169	0.169
CC.85	0	0	0	0	0.0	0	0.000
CC.86	77	0	79	-1	-1.0	78	0.078
CC.87	1	0	1	0	0.0	1	0.001
CC.88	1	0	1	0	0.0	1	0.001
CC.89	1	0	1	0	0.0	1	0.001
CC.90	4	0	4	0	0.0	4	0.004
CC.91	12	0	12	0	0.0	12	0.012
CC.92	1	0	1	0	0.0	1	0.001
CC.93	0	0	0	0	0.0	0	0.000
CC.145	1,629,111	0	1,724,533	-36,796	-2.0	1,687,737	1,687.737
CC.95	90,020	0	97,579	-2,047	-2.0	95,532	95.532
CC.97	1,992,659	0	2,159,481	-46,095	-2.0	2,113,386	2,113.386
CC.98	66,308	0	71,885	-1,587	-2.0	70,298	70.298
CC.99	104,700	0	113,480	-2,404	-2.0	111,076	111.076
CC.101	594,486	0	644,438	-13,769	-2.0	630,669	630.669
CC.102	51,894	0	56,246	-1,139	-2.0	55,107	55.107
CC.103	705,444	0	764,698	-16,322	-2.0	748,376	748.376
CC.104	169,723	0	183,985	-3,939	-2.0	180,046	180.046
CC.107	45,869	0	49,732	-1,013	-2.0	48,719	48.719
CC.109	425,551	0	461,300	-9,835	-2.0	451,465	451.465
CC.110	477,744	0	517,882	-11,078	-2.0	506,804	506.804
CC.111	63,751	0	69,095	-1,462	-2.0	67,633	67.633
CC.112	59,277	0	60,521	-1,293	-2.0	59,228	59.228
CC.113	3,013,734	0	3,266,880	-69,721	-2.0	3,197,159	3,197.159
CC.114	883,161	0	957,344	-20,419	-2.0	936,925	936.925
CC.115	51,613	0	55,962	-1,213	-2.0	54,749	54.749
CC.151	885,089	0	916,096	-91,470	-11.0	824,626	824.626
CC.116	13,952,563	0	14,559,319	-1,440,264	-11.0	13,119,055	13,119.055
CC.118	158,884	0	172,264	-3,697	-2.0	168,567	168.567
CC.121	79,672	0	86,348	-1,837	-2.0	84,511	84.511
CC.122	109,333	0	118,510	-2,570	-2.0	115,940	115.940
CC.123	1,119,695	0	1,213,747	-25,899	-2.0	1,187,848	1,187.848
CC.124	681,608	0	738,865	-15,765	-2.0	723,100	723.100
CC.150	3,918,461	0	4,244,963	-90,584	-2.0	4,154,379	4,154.379
CC.125	137,543	0	149,104	-3,189	-2.0	145,915	145.915
CC.128	40,135	0	43,519	-871	-2.0	42,648	42.648
CC.130	452,810	0	490,856	-10,474	-2.0	480,382	480.382
CC.133	961,826	0	1,042,627	-22,249	-2.0	1,020,378	1,020.378
CC.134	13,777	0	14,915	-173	-1.0	14,742	14.742
CC.135	377,334	0	409,043	-8,719	-2.0	400,324	400.324
CC.136	15,300	0	16,629	-290	-2.0	16,339	16.339
CC.138	68,338	0	74,089	-1,637	-2.0	72,452	72.452
C.15	42,577	0	46,154	-930	-2.0	45,224	45.224
CC.146	19,748	0	21,422	-679	-3.0	20,743	20.743
CC.140	98,401	0	106,655	-2,245	-2.0	104,410	104.410
CC.141	7,483	0	8,226	0	0.0	8,226	8.226
CC.142	154,240	0	157,449	-3,257	-2.0	154,192	154.192
CC.143	73,160	0	74,678	-1,518	-2.0	73,160	73.160
CC.144	200,463	0	217,292	-4,652	-2.0	212,640	212.640
CC.153	3,722	0	4,016	0	0.0	4,016	4.016
CC.147	111,402	0	120,779	-2,586	-2.0	118,193	118.193
CC.149	5,065	0	5,645	0	0.0	5,645	5.645
C.1	6,755,678	0	6,823,920	-614,920	-10.0	6,209,000	6,209.000
C.2	0	0	10,566,765	0	0.0	10,566,765	10,566.765
C.3	0	0	1,991,635	0	0.0	1,991,635	1,991.635
C.4	601,524	0	629,982	-64,890	-11.0	565,092	565.092
C.5	0	0	0	0	0.0	0	0.000
C.6	0	0	11,154,516	0	0.0	11,154,516	11,154.516
C.7	0	0	3,156,386	0	0.0	3,156,386	3,156.386
C.8	6,385,458	0	6,519,569	-139,131	-2.0	6,380,438	6,380.438
C.9	441,860	0	462,439	-45,658	-11.0	416,781	416.781
0	Zone Total	364,749,444	49,467,306	366,567,384	-19,371,084	347,196,300	347,196.264

Zone	Date	KWH from NYISO	Total Unaccounted Load per Subzone							
4	Mar-19	887,792,888	-16,641,829							
LSE/MUNI	PTID	NAME	CSS Load	Load Mod	Total-load mod w/losses	Unaccounted	Percent	Total - load mod w/losses + unaccounted	Mwh to NYISO	
DD.1			392,681,947	98,452,115	322,615,163	-4,904,864	-2.0	317,710,299	317,710.307	
DD.2			4,349,514	0	4,714,895	-100,611	-2.0	4,614,284	4,614.284	
DD.3			250,601	0	271,650	-5,778	-2.0	265,872	265.872	
DD.4			2,287,258	0	2,479,384	-52,918	-2.0	2,426,466	2,426.466	
DD.9			904,056	0	968,417	-20,668	-2.0	947,749	947.749	
DD.11			680,361	0	737,505	-15,732	-2.0	721,773	721.773	
DD.13			7,211,275	0	7,362,705	-86,204	-1.0	7,276,501	7,276.501	
DD.14			1,191,953	0	1,276,942	-27,247	-2.0	1,249,695	1,249.695	
DD.15			88,234	0	95,613	-2,015	-2.0	93,598	93.598	
DD.17			132,462,425	0	140,640,548	-3,001,129	-2.0	137,639,419	137,639.419	
DD.18			143,872,995	0	148,996,861	-3,179,433	-2.0	145,817,428	145,817.428	
DD.19			18,245,658	0	19,064,298	-406,824	-2.0	18,657,474	18,657.474	
DD.20			315,889	0	342,421	-7,303	-2.0	335,118	335.118	
DD.21			53,613	0	58,155	-1,263	-2.0	56,892	56.892	
DD.22			3,852,921	0	4,042,562	-86,263	-2.0	3,956,299	3,956.299	
DD.23			38,746,779	0	41,684,369	-889,506	-2.0	40,794,863	40,794.863	
DD.24			228,708	0	247,915	-5,275	-2.0	242,640	242.640	
DD.25			3,959,785	0	4,292,288	-91,591	-2.0	4,200,697	4,200.697	
DD.26			4,757,986	0	5,155,661	-110,022	-2.0	5,045,639	5,045.639	
DD.29			124,718	0	127,340	-2,697	-2.0	124,643	124.643	
DD.30			24,751,739	0	25,861,289	-551,865	-2.0	25,309,424	25,309.424	
DD.34			527,198	0	571,475	-12,209	-2.0	559,266	559.266	
DD.35			410,568	0	445,065	-9,509	-2.0	435,556	435.556	
DD.38			3,690,224	0	3,999,431	-85,345	-2.0	3,914,086	3,914.086	
DD.39			6,463,041	0	6,963,611	-148,602	-2.0	6,815,009	6,815.009	
DD.40			414,845	0	449,691	-9,599	-2.0	440,092	440.092	
DD.42			977,182	0	997,690	-21,277	-2.0	976,413	976.413	
DD.43			2,820,089	0	2,879,304	-61,438	-2.0	2,817,866	2,817.866	
DD.44			53,594	0	58,090	-1,224	-2.0	56,866	56.866	
DD.45			402,932	0	436,779	-9,325	-2.0	427,454	427.454	
DD.46			1,115,177	0	1,208,852	-25,799	-2.0	1,183,053	1,183.053	
DD.47			2,993,952	0	3,245,450	-69,236	-2.0	3,176,214	3,176.214	
DD.48			1,734,596	0	1,880,283	-40,118	-2.0	1,840,165	1,840.165	
DD.49			6,054,616	0	6,560,975	-140,011	-2.0	6,420,964	6,420.964	
DD.51			15,790,147	0	17,115,918	-365,235	-2.0	16,750,683	16,750.683	
DD.52			163,024	0	166,427	-3,525	-2.0	162,902	162.902	
DD.53			4,741,281	0	5,139,254	-109,669	-2.0	5,029,585	5,029.585	
DD.56			651,582	0	706,332	-15,075	-2.0	691,257	691.257	
DD.57			98,117	0	106,357	-2,276	-2.0	104,081	104.081	
DD.58			3,425	0	3,436	-11	0.0	3,425	3.425	
DD.59			0	0	0	0	0.0	0	0.000	
DD.60			471	0	489	-16	-3.0	473	0.473	
DD.61			71	0	74	-2	-3.0	72	0.072	
DD.62			1,755	0	1,837	-37	-2.0	1,800	1.800	
DD.63			2	0	2	0	0.0	2	0.002	
DD.64			395	0	401	-6	-2.0	395	0.395	
DD.65			0	0	0	0	0.0	0	0.000	
DD.66			21	0	21	0	0.0	21	0.021	
DD.68			0	0	0	0	0.0	0	0.000	
DD.69			7,264,298	0	7,565,732	-161,435	-2.0	7,404,297	7,404.297	
DD.70			913	0	913	0	0.0	913	0.913	
DD.71			415,260	0	423,984	-9,041	-2.0	414,943	414.943	
DD.72			253,462	0	274,746	-5,872	-2.0	268,874	268.874	
DD.73			2,364,059	0	2,413,714	-51,498	-2.0	2,362,216	2,362.216	
DD.74			3,271,855	0	3,546,655	-75,679	-2.0	3,470,976	3,470.976	
DD.75			215,440	0	232,742	-4,963	-2.0	227,779	227.779	
DD.76			154,699	0	167,699	-3,579	-2.0	164,120	164.120	
DD.78			1,796,893	0	1,947,694	-41,572	-2.0	1,906,122	1,906.122	
DD.79			193,360	0	209,576	-4,463	-2.0	205,113	205.113	
DD.80			781,536	0	847,174	-18,081	-2.0	829,093	829.093	
DD.81			279,744	0	285,572	-5,884	-2.0	279,688	279.688	
DD.82			1,103,400	0	1,126,575	-24,055	-2.0	1,102,520	1,102.520	
DD.83			240,048	0	245,170	-5,135	-2.0	240,035	240.035	
DD.84			294,688	0	319,420	-6,813	-2.0	312,607	312.607	
DD.87			209,597	0	227,207	-4,851	-2.0	222,356	222.356	
DD.89			8,505,200	0	9,030,381	-192,712	-2.0	8,837,669	8,837.669	
DD.90			1,279,088	0	1,386,524	-29,588	-2.0	1,356,936	1,356.936	
DD.91			62,100	0	67,295	-1,439	-2.0	65,856	65.856	
DD.92			6,933,469	0	7,515,876	-160,375	-2.0	7,355,501	7,355.501	
DD.93			324,848	0	352,121	-7,550	-2.0	344,571	344.571	
DD.94			28,366	0	30,836	-743	-2.0	30,093	30.093	
DD.95			39,440,162	0	40,600,491	-309,820	-1.0	40,290,671	40,290.671	
DD.97			528,322	0	572,691	-12,217	-2.0	560,474	560.474	
DD.100			685,677	0	743,270	-15,871	-2.0	727,399	727.399	
DD.101			121,440	0	131,632	-2,782	-2.0	128,850	128.850	
DD.102			2,020,318	0	2,190,021	-46,746	-2.0	2,143,275	2,143.275	
DD.103			2,261,200	0	2,451,135	-52,314	-2.0	2,398,821	2,398.821	
DD.127			7,317,503	0	7,922,918	-169,073	-2.0	7,753,845	7,753.845	
DD.104			217,195	0	235,439	-5,034	-2.0	230,405	230.405	
DD.107			963,413	0	1,044,325	-22,285	-2.0	1,022,040	1,022.040	
DD.109			959,937	0	1,040,569	-22,217	-2.0	1,018,352	1,018.352	
DD.112			12,569,011	0	13,501,810	-288,111	-2.0	13,213,699	13,213.699	
DD.113			201,208	0	218,121	-4,624	-2.0	213,497	213.497	

DD.114	939,637	0	1,018,561	-21,737	-2.0	996,824	996.824
DD.115	80,247	0	86,947	-1,837	-2.0	85,110	85.110
DD.117	287,489	0	311,620	-6,660	-2.0	304,960	304.960
D.13	28,759	0	31,199	-743	-2.0	30,456	30.456
DD.123	118,272	0	128,221	-2,715	-2.0	125,506	125.506
DD.119	164,349	0	178,158	-3,814	-2.0	174,344	174.344
DD.120	38,109	0	41,274	-789	-2.0	40,485	40.485
DD.122	2,828,458	0	3,066,046	-65,427	-2.0	3,000,619	3,000.619
DD.129	2,651	0	2,960	0	0.0	2,960	2.960
DD.125	178,830	0	193,858	-4,137	-2.0	189,721	189.721
DD.126	904,792	0	980,788	-20,940	-2.0	959,848	959.848
D.1	0	0	1,447,055	0	0.0	1,447,055	1,447.055
D.2	0	0	738,289	0	0.0	738,289	738.289
D.3	0	0	0	0	0.0	0	0.000
D.4	0	0	0	0	0.0	0	0.000
D.5	198,011	0	207,311	-389	0.0	206,922	206.922
D.6	244,113	0	246,578	-5,274	-2.0	241,304	241.304
D.7	130,076	0	131,445	-2,827	-2.0	128,618	128.618
D.8	190,311	0	192,259	-4,127	-2.0	188,132	188.132
D.14	2,535,653	0	2,588,895	-55,247	-2.0	2,533,648	2,533.648
Zone Total	942,254,186	98,452,115	904,434,717	-16,641,837		887,792,880	887,792.888

Zone	Date	KWH from NYISO	Total Unaccounted Load per Subzone
29	Mar-19	189,450,159	-9,725,588

LSE/MUNI	PTID	NAME	CSS Load	Load Mod	Total-load mod w/losses	Unaccounted	Percent	Total - load mod w/losses + unaccounted	Mwh to NYISO
EE.1			89,275,980	5,988	96,389,293	-7,349,290	-8.0	89,040,003	89,040.000
EE.2			1,015,761	0	1,010,069	-23,505	-2.0	1,077,564	1,077.564
EE.3			3,505	0	3,644	0	0.0	3,644	3.644
EE.4			318,928	0	345,711	-7,368	-2.0	338,343	338.343
EE.9			3,145,585	0	3,390,368	-72,342	-2.0	3,318,026	3,318.026
EE.11			182,897	0	198,245	-4,222	-2.0	194,023	194.023
EE.12			12,199	0	13,185	-43	0.0	13,142	13.142
EE.14			105,006	0	113,813	-2,395	-2.0	111,418	111.418
EE.15			456,760	0	495,122	-10,562	-2.0	484,560	484.560
EE.16			343,288	0	372,114	-7,932	-2.0	364,182	364.182
EE.17			420,658	0	456,007	-9,742	-2.0	446,265	446.265
EE.19			257	0	257	0	0.0	257	0.257
EE.20			20,557,684	0	21,816,785	-465,538	-2.0	21,351,247	21,351.247
EE.21			5,865,907	0	6,251,916	-133,400	-2.0	6,118,516	6,118.516
EE.22			780,993	0	846,611	-18,068	-2.0	828,543	828.543
EE.23			12,319	0	13,346	-32	0.0	13,314	13.314
EE.24			7,245	0	7,988	0	0.0	7,988	7.988
EE.25			2,366,552	0	2,510,902	-53,601	-2.0	2,457,301	2,457.301
EE.26			5,571,615	0	5,958,786	-127,166	-2.0	5,831,620	5,831.620
EE.27			928,330	0	1,003,295	-21,394	-2.0	981,901	981.901
EE.28			964,470	0	1,044,882	-22,295	-2.0	1,022,587	1,022.587
EE.29			953,231	0	1,033,006	-22,039	-2.0	1,010,967	1,010.967
EE.31			5,445,454	0	5,705,773	-398,066	-7.0	5,307,707	5,307.707
EE.32			707,056	0	721,896	-49,980	-7.0	671,916	671.916
EE.34			89,147	0	91,010	-2,017	-2.0	88,993	88.993
EE.35			5,561,568	0	5,678,419	-121,159	-2.0	5,557,260	5,557.260
EE.36			3,148,373	0	3,325,451	-70,972	-2.0	3,254,479	3,254.479
EE.39			3,728,008	0	4,039,264	-86,197	-2.0	3,953,067	3,953.067
EE.40			197,718	0	214,347	-4,602	-2.0	209,745	209.745
EE.42			394,508	0	427,586	-9,115	-2.0	418,471	418.471
EE.43			1,247,919	0	1,352,740	-28,877	-2.0	1,323,863	1,323.863
EE.44			74,572	0	80,816	-1,715	-2.0	79,101	79.101
EE.46			16,486	0	17,917	-379	-2.0	17,538	17.538
EE.47			35,126	0	38,064	-771	-2.0	37,293	37.293
EE.48			32,373	0	34,158	-791	-2.0	33,367	33.367
EE.49			253,728	0	274,721	-5,859	-2.0	268,862	268.862
EE.50			1,218,517	0	1,320,861	-28,185	-2.0	1,292,676	1,292.676
EE.51			219,630	0	238,088	-5,119	-2.0	232,969	232.969
EE.52			370,928	0	402,085	-8,591	-2.0	393,494	393.494
EE.54			3,600,653	0	3,903,095	-83,283	-2.0	3,819,812	3,819.812
EE.55			643,524	0	697,582	-14,892	-2.0	682,690	682.690
EE.57			44,479	0	48,229	-959	-2.0	47,270	47.270
EE.59			12,405	0	13,417	0	0.0	13,417	13.417
EE.60			0	0	0	0	0.0	0	0.000
EE.61			0	0	0	0	0.0	0	0.000
EE.62			0	0	0	0	0.0	0	0.000
EE.63			948,399	0	1,006,259	-21,473	-2.0	984,786	984.786
EE.64			647	0	647	0	0.0	647	0.647
EE.65			34,984	0	37,889	-760	-2.0	37,129	37.129
EE.66			650,788	0	705,465	-15,044	-2.0	690,421	690.421
EE.67			12,833	0	13,905	-107	-1.0	13,798	13.798
EE.68			14,633	0	15,844	-225	-1.0	15,619	15.619
EE.70			40,465	0	43,874	-880	-2.0	42,994	42.994
EE.71			39,246	0	42,551	-846	-2.0	41,705	41.705
EE.72			3,233,554	0	3,485,768	-74,392	-2.0	3,411,376	3,411.376
EE.73			63,065	0	68,325	-1,472	-2.0	66,853	66.853
EE.76			18,475	0	20,105	-506	-3.0	19,599	19.599
EE.78			91,961	0	99,680	-2,052	-2.0	97,628	97.628
EE.79			308,196	0	334,095	-7,116	-2.0	326,979	326.979
EE.80			16,104	0	17,495	-397	-2.0	17,098	17.098
EE.81			306,698	0	332,463	-7,088	-2.0	325,375	325.375
EE.82			1,007,201	0	1,091,120	-23,287	-2.0	1,067,833	1,067.833

EE.83	2,886,619	0	3,028,102	-218,039	-8.0	2,810,063	2,810.063
EE.85	63,071	0	68,320	-1,479	-2.0	66,841	66.841
EE.88	126,937	0	137,577	-2,931	-2.0	134,646	134.646
EE.89	446,193	0	483,675	-10,320	-2.0	473,355	473.355
EE.90	539,211	0	584,505	-12,468	-2.0	572,037	572.037
EE.91	831	0	831	0	0.0	831	0.831
EE.115	1,108,404	0	1,201,262	-25,637	-2.0	1,175,625	1,175.625
EE.92	39,352	0	42,676	-860	-2.0	41,816	41.816
EE.95	23,509	0	25,458	-743	-3.0	24,715	24.715
EE.97	287,741	0	311,912	-6,667	-2.0	305,245	305.245
EE.100	441,662	0	476,083	-10,170	-2.0	465,913	465.913
EE.103	26,027	0	28,221	-743	-3.0	27,478	27.478
EE.104	242,827	0	263,215	-5,649	-2.0	257,566	257.566
EE.105	1,836	0	1,836	0	0.0	1,836	1.836
EE.107	23,394	0	25,340	-743	-3.0	24,597	24.597
EE.114	13,100	0	14,198	-263	-2.0	13,935	13.935
EE.109	14,091	0	15,295	-177	-1.0	15,118	15.118
EE.110	859	0	859	0	0.0	859	0.859
EE.111	19,280	0	20,954	-588	-3.0	20,366	20.366
EE.116	3,662	0	3,980	0	0.0	3,980	3.980
EE.112	3,082	0	3,139	0	0.0	3,139	3.139
E.1	0	0	10,507,154	0	0.0	10,507,154	10,507.154
E.3	0	0	2,623,806	0	0.0	2,623,806	2,623.806
Zone Total	173,430,279	5,988	199,175,747	-9,725,585		189,450,162	189,450.159

Zone	Date	KWH from NYISO	Total Unaccounted Load per Subzone
31	Mar-19	68,324,975	689,275

LSE/MUNI	PTID	NAME	CSS Load	Load Mod	Total-load mod w/losses	Unaccounted	Percent	Total - load mod w/losses + unaccounted	Mwh to NYISO
FF.1			20,643,204	1,387,968	20,912,326	288,439	1.0	21,200,765	21,200.763
FF.2			375,849	0	407,422	-8,702	-2.0	398,720	398.720
FF.3			90,339	0	97,918	-2,094	-2.0	95,824	95.824
FF.8			2,518	0	2,518	0	0.0	2,518	2.518
FF.10			16,650	0	18,110	-380	-2.0	17,730	17.730
FF.12			14,462	0	15,738	-193	-1.0	15,545	15.545
FF.13			1,191,001	0	1,282,067	-27,357	-2.0	1,254,710	1,254.710
FF.15			3,418,097	0	3,667,495	-78,268	-2.0	3,589,227	3,589.227
FF.16			1,605,905	0	1,740,797	-37,130	-2.0	1,703,667	1,703.667
FF.17			104,238	0	113,016	-2,443	-2.0	110,573	110.573
FF.18			16,619	0	18,083	-385	-2.0	17,698	17.698
FF.19			75	0	75	0	0.0	75	0.075
FF.20			605,959	0	656,851	-14,037	-2.0	642,814	642.814
FF.21			19,841	0	21,532	-684	-3.0	20,848	20.848
FF.22			401,363	0	435,083	-9,283	-2.0	425,800	425.800
FF.23			142,955	0	154,943	-3,332	-2.0	151,611	151.611
FF.24			1,899,803	0	2,015,691	-43,023	-2.0	1,972,668	1,972.668
FF.25			88,701	0	96,149	-2,011	-2.0	94,138	94.138
FF.26			71,041	0	76,986	-1,675	-2.0	75,311	75.311
FF.29			83,330	0	90,286	-1,968	-2.0	88,318	88.318
FF.30			352,039	0	381,593	-8,146	-2.0	373,447	373.447
FF.31			19,630	0	21,325	-595	-3.0	20,730	20.730
FF.33			8,823	0	9,566	0	0.0	9,566	9.566
FF.34			14,157	0	15,331	-192	-1.0	15,139	15.139
FF.35			43,079	0	46,734	-910	-2.0	45,824	45.824
FF.36			93,880	0	101,764	-2,167	-2.0	99,597	99.597
FF.37			12,633	0	13,649	-32	0.0	13,617	13.617
FF.38			15,996	0	17,368	-344	-2.0	17,024	17.024
FF.40			1,059,040	0	1,147,983	-24,498	-2.0	1,123,485	1,123.485
FF.41			83,188	0	90,167	-1,893	-2.0	88,274	88.274
FF.42			16,019	0	17,393	-334	-2.0	17,059	17.059
FF.44			116	0	119	-3	-3.0	116	0.116
FF.45			0	0	0	0	0.0	0	0.000
FF.46			0	0	0	0	0.0	0	0.000
FF.48			106	0	106	0	0.0	106	0.106
FF.49			24	0	24	0	0.0	24	0.024
FF.50			0	0	0	0	0.0	0	0.000
FF.51			385	0	385	0	0.0	385	0.385
FF.52			133,727	0	136,622	-2,996	-2.0	133,626	133.626
FF.53			12,749	0	13,815	-100	-1.0	13,715	13.715
FF.54			286,158	0	310,189	-6,615	-2.0	303,574	303.574
FF.55			11,660	0	12,610	-17	0.0	12,593	12.593
FF.56			9,858	0	10,659	0	0.0	10,659	10.659
FF.58			27,769	0	30,078	-743	-3.0	29,335	29.335
FF.59			16,058	0	17,436	-335	-2.0	17,101	17.101
FF.60			186,322	0	201,987	-4,310	-2.0	197,677	197.677
FF.61			14,859	0	16,101	-245	-2.0	15,856	15.856
FF.64			7,041	0	7,784	0	0.0	7,784	7.784
FF.65			76,892	0	83,335	-1,810	-2.0	81,525	81.525
FF.66			39,362	0	42,711	-779	-2.0	41,932	41.932
FF.96			9,771	0	10,566	0	0.0	10,566	10.566
FF.67			680,149	0	737,289	-15,739	-2.0	721,550	721.550
FF.68			817,772	0	860,211	15,115	2.0	875,326	875.326
FF.69			152,951	0	165,781	2,668	2.0	168,449	168.449
FF.71			14,657	0	15,901	-241	-2.0	15,660	15.660
FF.74			3,409	0	3,541	0	0.0	3,541	3.541
FF.75			2,689	0	2,689	0	0.0	2,689	2.689
FF.76			212,318	0	230,172	-4,944	-2.0	225,228	225.228
FF.77			1,689	0	1,689	0	0.0	1,689	1.689

FF.99		21,017	0	22,557	-721	-3.0	21,836	21,836
FF.78		12,406	0	13,420	-87	-1.0	13,333	13,333
FF.81		6,465	0	7,208	0	0.0	7,208	7,208
FF.83		90,604	0	98,217	-2,069	-2.0	96,148	96,148
FF.95		280,588	0	301,587	-6,416	-2.0	295,171	295,171
FF.87		73,039	0	79,145	-1,706	-2.0	77,439	77,439
FF.88		2,454	0	2,454	0	0.0	2,454	2,454
FF.90		3,554	0	3,745	0	0.0	3,745	3,745
FF.92		15,102	0	16,359	-282	-2.0	16,077	16,077
FF.93		1,945	0	1,945	0	0.0	1,945	1,945
FF.100		425	0	425	0	0.0	425	0,425
FF.97		1,431	0	1,431	0	0.0	1,431	1,431
F.1		30,017,599	0	30,489,448	705,289	2.0	31,194,737	31,194,737
	Zone Total	65,755,554	1,387,968	67,635,700	689,277		68,324,977	68,324,975
	Grand Total	2,911,847,037	169,176,078	3,156,451,411	-98,464,707		3,057,986,704	3,057,987

Zone	Date	KWH from NYISO	Total Unaccounted Load per Subzone							
1 Apr-19		865,900,076	-11,010,780							
LSE/MUNI	PTID	NAME	CSS Load	Load Mod	Total-load mod w/losses	Unaccounted	Percent	Total - load mod w/losses + unaccounted	Mwh to NYISO	
AA.1			233,439,774	217,627	250,313,892	-3,611,529	-1	246,702,363	246,702	
AA.2			1,070,535	0	1,160,460	-16,908	-1	1,143,552	1,144	
AA.136			90,029	0	97,559	-1,517	-2	96,042	96	
AA.3			855,588	0	927,446	-13,517	-1	913,929	914	
AA.8			5,255,396	0	5,673,324	-82,709	-1	5,590,615	5,591	
AA.10			531,075	0	575,695	-8,362	-1	567,333	567	
AA.11			4,229,502	0	4,534,369	-66,101	-1	4,468,268	4,468	
AA.12			15,313,688	0	16,212,294	-236,358	-1	15,975,936	15,976	
AA.13			16,627,368	0	17,103,423	-249,344	-1	16,854,079	16,854	
AA.14			3,383,612	0	3,542,643	-51,649	-1	3,490,994	3,491	
AA.16			942,411	0	962,223	-8,867	-1	953,356	953	
AA.17			2,594,898	0	2,763,545	-40,303	-1	2,723,242	2,723	
AA.18			4,514,837	0	4,838,177	-70,515	-1	4,767,662	4,768	
AA.19			3,844,498	0	4,136,596	-60,304	-1	4,076,292	4,076	
AA.21			5,551,267	0	5,848,351	-85,273	-1	5,763,078	5,763	
AA.22			72,050,644	0	76,711,452	-1,118,367	-1	75,593,085	75,593	
AA.23			10,201,959	0	10,887,933	-158,721	-1	10,729,212	10,729	
AA.24			2,287,490	0	2,453,528	-35,753	-1	2,417,775	2,418	
AA.25			3,590,506	0	3,665,902	-53,451	-1	3,612,451	3,612	
AA.26			211,938	0	229,741	-3,352	-1	226,389	226	
AA.27			171,717	0	186,151	-2,667	-1	183,484	183	
AA.28			4,153,591	0	4,372,386	-63,748	-1	4,308,638	4,309	
AA.29			35,680,913	0	37,936,861	-553,083	-1	37,383,778	37,384	
AA.30			8,860,778	0	9,546,108	-139,168	-1	9,406,940	9,407	
AA.31			2,246,900	0	2,434,602	-35,497	-1	2,399,105	2,399	
AA.32			1,196,179	0	1,296,020	-18,887	-1	1,277,133	1,277	
AA.34			150,530,677	0	154,335,749	-2,022,835	-1	152,312,914	152,313	
AA.35			54,744,152	0	56,258,065	-522,147	-1	55,735,918	55,736	
AA.36			87,437	0	91,664	-1,440	-1	90,224	90	
AA.37			116,139	0	121,586	-1,714	-1	119,872	120	
AA.38			0	0	0	0	0	0	0	
AA.39			174,015	0	182,087	-2,878	-2	179,209	179	
AA.40			275,763	0	288,729	-4,201	-1	284,528	285	
AA.41			39,392	0	41,248	-587	-1	40,661	41	
AA.42			277,188	0	290,177	-4,210	-1	285,967	286	
AA.43			495,456	0	505,944	-7,370	-1	498,574	499	
AA.44			1,297,459	0	1,376,835	-20,066	-1	1,356,769	1,357	
AA.45			1,292,062	0	1,364,652	-11,498	-1	1,353,154	1,353	
AA.46			145,344	0	148,379	-2,141	-1	146,238	146	
AA.47			406,859	0	431,689	-6,298	-1	425,391	425	
AA.48			1,604,364	0	1,685,127	-24,564	-1	1,660,563	1,661	
AA.50			1,222,127	0	1,298,251	-18,953	-1	1,279,298	1,279	
AA.52			14,001,857	0	15,142,190	-220,761	-1	14,921,429	14,921	
AA.53			289,556	0	313,868	-4,574	-1	309,294	309	
AA.56			1,261,044	0	1,366,488	-19,932	-1	1,346,556	1,347	
AA.57			844,967	0	915,952	-13,334	-1	902,618	903	
AA.58			152,952	0	165,135	-2,417	-1	162,718	163	
AA.60			32,156	0	34,862	-701	-2	34,161	34	
AA.61			2,066,020	0	2,206,247	-32,169	-1	2,174,078	2,174	
AA.62			76,522	0	82,923	-1,187	-1	81,736	82	
AA.63			133,964	0	143,726	-2,043	-1	141,683	142	
AA.64			274,028	0	294,444	-4,266	-1	290,178	290	
AA.65			429,940	0	459,905	-6,693	-1	453,212	453	
AA.66			940,720	0	1,015,126	-14,807	-1	1,000,319	1,000	
AA.67			726,392	0	780,249	-11,388	-1	768,861	769	
AA.68			520,364	0	564,085	-8,204	-1	555,881	556	
AA.69			2,973,828	0	3,223,627	-46,999	-1	3,176,628	3,177	
AA.70			1,374,300	0	1,448,551	-21,121	-1	1,427,430	1,427	
AA.72			704,699	0	763,887	-11,144	-1	752,743	753	
AA.74			7,206,234	0	7,811,528	-113,882	-1	7,697,646	7,698	
AA.75			0	0	0	0	0	0	0	
AA.76			1,649,752	0	1,788,326	-26,066	-1	1,762,260	1,762	
AA.78			470,442	0	509,954	-7,405	-1	502,549	503	
AA.80			432,536	0	467,070	-6,813	-1	460,257	460	
AA.81			0	0	0	0	0	0	0	
AA.132			194,185	0	210,492	-3,073	-1	207,419	207	
AA.82			44	0	44	0	0	44	0	
AA.83			89,040	0	96,507	-1,462	-2	95,045	95	
AA.84			84,867	0	86,910	-1,368	-2	85,542	86	
AA.85			1,704,264	0	1,847,256	-26,934	-1	1,820,322	1,820	
AA.86			2,867	0	2,903	0	0	2,903	3	
AA.87			41,752	0	45,272	-720	-2	44,552	45	
AA.89			63,341	0	68,661	-950	-1	67,711	68	
AA.90			81,490	0	88,321	-1,254	-1	87,067	87	
AA.91			14,722,892	0	15,894,772	-231,730	-1	15,663,042	15,663	
AA.92			80,260	0	86,995	-1,238	-1	85,757	86	
AA.95			40,772	0	44,179	-720	-2	43,459	43	
AA.97			396,677	0	430,000	-6,263	-1	423,737	424	
AA.98			500,097	0	540,269	-7,885	-1	532,384	532	
AA.99			16,656	0	18,067	-3	0	18,064	18	
AA.100			1,895,525	0	2,053,120	-29,946	-1	2,023,174	2,023	
AA.101			26,930,074	0	28,363,600	-413,498	-1	27,950,102	27,950	
AA.102			8,869,065	0	9,298,440	-90,355	-1	9,208,085	9,208	
AA.104			91,036	0	98,686	-1,498	-2	97,188	97	
AA.108			348,805	0	378,107	-5,512	-1	372,595	373	
AA.109			100,056	0	108,460	-1,634	-2	106,826	107	
AA.110			1,299,416	0	1,408,562	-20,529	-1	1,388,033	1,388	
AA.111			1,201,985	0	1,302,958	-18,998	-1	1,283,960	1,284	
AA.138			1,763,054	0	1,893,671	-27,602	-1	1,866,069	1,866	
AA.112			111,797	0	121,161	-1,768	-1	119,393	119	

AA.115		55,001	0	59,602	-835	-1	58,767	59
AA.117		554,848	0	601,449	-8,778	-1	592,671	593
AA.120		2,380,096	0	2,571,726	-37,488	-1	2,534,238	2,534
AA.123		31,154	0	33,793	-693	-2	33,100	33
AA.124		502,097	0	544,272	-7,919	-1	536,353	536
AA.125		88,212	0	95,632	-1,483	-2	94,149	94
AA.127		105,472	0	114,324	-1,701	-2	112,623	113
AA.140		545	0	545	0	0	545	1
AA.133		82,634	0	89,557	-1,303	-1	88,254	88
AA.129		341,283	0	369,956	-5,403	-1	364,553	365
AA.130		4,801	0	5,330	0	0	5,330	5
AA.131		1,517,416	0	1,594,466	-23,235	-1	1,571,231	1,571
AA.139		6,073	0	6,767	0	0	6,767	7
AA.135		52,739	0	57,173	-787	-1	56,386	56
AA.137		862	0	862	0	0	862	1
A.1		2,153,101	0	2,213,977	-12,675	-1	2,201,302	2,201
A.2		0	0	19,081,811	0	0	19,081,811	19,082
A.3		0	0	3,979,049	0	0	3,979,049	3,979
A.4		0	0	35,165,611	0	0	35,165,611	35,166
A.5		0	0	0	0	0	0	0
A.6		0	0	18,838,225	0	0	18,838,225	18,838
A.7		0	0	611,530	0	0	611,530	612
A.8		0	0	58,780	-802	-1	57,978	58
Zone Total		756,674,151	217,627	876,910,856	-11,010,800		865,900,056	865,900

Zone	Date	KWH from NYISO	Total Unaccounted Load per Subzone
2	Apr-19	516,068,186	-11,723,546

LSE/MUNI	PTID	NAME	CSS Load	Load Mod	Total-load mod w/losses	Unaccounted	Percent	Total - load mod w/losses + unaccounted	Mwh to NYISO
BB.1			217,607,622	24,178,616	208,947,719	-8,061,369	-4	200,886,350	200,886
BB.2			2,201,238	0	2,386,157	-34,786	-1	2,351,371	2,351
BB.3			507,625	0	541,044	-7,880	-1	533,164	533
BB.4			828,782	0	898,397	-13,084	-1	885,313	885
BB.9			854,329	0	922,781	-13,455	-1	909,326	909
BB.11			500,479	0	542,526	-7,910	-1	534,616	535
BB.13			293,620	0	318,286	-4,667	-1	313,619	314
BB.15			140,804	0	143,704	-2,119	-1	141,585	142
BB.16			63,448,198	0	67,737,415	-987,547	-1	66,749,868	66,750
BB.17			22,727,578	0	24,247,598	-353,497	-1	23,894,101	23,894
BB.18			8,366,408	0	8,680,024	-126,541	-1	8,553,483	8,553
BB.19			166,782	0	180,802	-2,642	-1	178,160	178
BB.20			12,673	0	13,731	0	0	13,731	14
BB.21			13,415,993	0	14,051,035	-204,860	-1	13,846,175	13,846
BB.22			37,056,448	0	39,522,338	-576,193	-1	38,946,145	38,946
BB.23			1,599,655	0	1,732,127	-25,253	-1	1,706,874	1,707
BB.24			1,672,005	0	1,812,447	-26,417	-1	1,786,030	1,786
BB.25			1,874,981	0	2,027,783	-29,555	-1	1,998,228	1,998
BB.29			869,628	0	887,888	-12,958	-1	874,930	875
BB.30			669,450	0	683,545	-9,971	-1	673,574	674
BB.31			0	0	0	0	0	0	0
BB.32			54,342	0	55,662	-707	-1	54,955	55
BB.33			615,600	0	628,549	-9,003	-1	619,546	620
BB.34			4,990,860	0	5,095,676	-74,305	-1	5,021,371	5,021
BB.35			0	0	0	0	0	0	0
BB.36			2,092,365	0	2,136,306	-31,110	-1	2,105,196	2,105
BB.37			0	0	0	0	0	0	0
BB.38			1,240,988	0	1,322,199	-19,260	-1	1,302,939	1,303
BB.39			1,666,969	0	1,768,652	-25,775	-1	1,742,877	1,743
BB.41			1,611,161	0	1,746,494	-25,462	-1	1,721,032	1,721
BB.42			238,894	0	258,972	-3,808	-1	255,164	255
BB.45			836,328	0	906,587	-13,220	-1	893,367	893
BB.46			2,378,892	0	2,578,717	-37,601	-1	2,541,116	2,541
BB.47			102,659	0	111,275	-1,638	-1	109,637	110
BB.49			23,514	0	25,477	-360	-1	25,117	25
BB.50			70,789	0	76,714	-1,092	-1	75,622	76
BB.51			327,933	0	355,475	-5,190	-1	350,285	350
BB.52			2,173,399	0	2,355,972	-34,355	-1	2,321,617	2,322
BB.53			220,065	0	238,551	-3,481	-1	235,070	235
BB.54			915,454	0	982,407	-14,327	-1	968,080	968
BB.56			2,416	0	2,452	0	0	2,452	2
BB.57			10,954	0	11,671	0	0	11,671	12
BB.58			5,353,451	0	5,802,925	-84,583	-1	5,718,342	5,718
BB.59			1,690,598	0	1,832,620	-26,712	-1	1,805,908	1,806
BB.61			206,393	0	223,729	-3,247	-1	220,482	220
BB.63			52,000	0	56,352	-855	-2	55,497	55
BB.64			28	0	28	0	0	28	0
BB.65			0	0	0	0	0	0	0
BB.66			0	0	0	0	0	0	0
BB.67			7	0	7	0	0	7	0
BB.68			0	0	0	0	0	0	0
BB.69			0	0	0	0	0	0	0
BB.70			0	0	0	0	0	0	0
BB.71			6,313,391	0	6,446,521	-93,985	-1	6,352,536	6,353
BB.73			100,107	0	108,508	-1,630	-2	106,878	107
BB.74			1,610,687	0	1,644,531	-23,991	-1	1,620,540	1,621
BB.75			1,326,890	0	1,438,238	-20,962	-1	1,417,276	1,417
BB.76			42,448	0	46,016	-720	-2	45,296	45
BB.77			60,372	0	65,438	-925	-1	64,513	65
BB.79			368,038	0	398,949	-5,808	-1	393,141	393
BB.80			94,757	0	102,720	-1,561	-2	101,159	101
BB.81			1,357,774	0	1,468,723	-21,422	-1	1,447,301	1,447
BB.82			93,084	0	100,877	-1,532	-2	99,345	99
BB.85			15,656	0	16,975	-10	0	16,965	17
BB.87			229,677	0	248,973	-3,659	-1	245,314	245
BB.88			282,461	0	306,206	-4,492	-1	301,714	302

BB.89		71,969	0	78,015	-1,168	-2	76,847	77
BB.90		1,814,231	0	1,966,618	-28,674	-1	1,937,944	1,938
BB.92		93,700	0	101,568	-1,505	-2	100,063	100
BB.93		10,140,643	0	10,627,810	-342,240	-3	10,285,570	10,286
BB.95		86,958	0	94,254	-1,395	-2	92,859	93
BB.98		335,757	0	363,956	-5,299	-1	358,657	359
BB.99		212,508	0	230,359	-3,361	-1	226,998	227
BB.100		816,894	0	885,516	-12,901	-1	872,615	873
BB.101		2,197,617	0	2,382,216	-34,733	-1	2,347,483	2,347
BB.126		8,092,698	0	8,745,856	-127,504	-1	8,618,352	8,618
BB.102		129,441	0	140,317	-2,007	-1	138,310	138
BB.105		112,234	0	121,674	-1,777	-1	119,897	120
BB.107		422,603	0	458,098	-6,670	-1	451,428	451
BB.110		1,754,409	0	1,894,635	-27,635	-1	1,867,000	1,867
BB.111		7,851	0	8,571	0	0	8,571	9
BB.112		296,268	0	321,145	-4,683	-1	316,462	316
BB.113		85,173	0	92,301	-1,347	-1	90,954	91
BB.114		233,762	0	238,636	-3,384	-1	235,252	235
BB.116		102,767	0	111,378	-1,662	-2	109,716	110
BB.131		412	0	412	0	0	412	0
BB.122		27,852	0	30,223	-595	-2	29,628	30
BB.118		71,560	0	77,553	-1,100	-1	76,453	76
BB.119		2,127	0	2,127	0	0	2,127	2
BB.121		617,412	0	655,541	-9,560	-1	645,981	646
BB.129		4,369	0	4,660	0	0	4,660	5
BB.124		192,871	0	209,072	-3,050	-1	206,022	206
BB.128		526	0	526	0	0	526	1
BB.127		248,630	0	253,847	-3,698	-1	250,149	250
BB.130		6,975	0	7,559	-109	-1	7,450	7
B.2		0	0	69,334,638	0	0	69,334,638	69,335
B.3		0	0	11,109,160	0	0	11,109,160	11,109
Zone Total		441,765,916	24,178,616	527,791,732	-11,723,549		516,068,183	516,068

Zone	Date	KWH from NYISO	Total Unaccounted Load per Subzone
3	Apr-19	291,397,972	-6,264,346

LSE/MUNI	PTID	NAME	CSS Load	Load Mod	Total-load mod w/losses	Unaccounted	Percent	Total - load mod w/losses + unaccounted	Mwh to NYISO
CC.1			135,834,802	57,834,725	86,848,847	-3,309,874	-4	83,538,973	83,539
CC.2			2,164,839	0	2,346,681	-34,212	-1	2,312,469	2,312
CC.3			105,560	0	114,412	-1,634	-1	112,778	113
CC.4			649,897	0	704,487	-10,271	-1	694,216	694
CC.9			456,293	0	493,512	-7,202	-1	486,310	486
CC.11			333,081	0	361,053	-5,264	-1	355,789	356
CC.13			654,411	0	709,372	-10,349	-1	699,023	699
CC.14			0	0	0	0	0	0	0
CC.15			3,584,880	0	3,882,142	-56,602	-1	3,825,540	3,826
CC.17			60,428,321	0	63,863,112	-931,061	-1	62,932,051	62,932
CC.18			14,285,728	0	15,267,285	-222,578	-1	15,044,707	15,045
CC.19			1,277,946	0	1,385,288	-20,193	-1	1,365,095	1,365
CC.20			711,186	0	770,929	-11,233	-1	759,696	760
CC.21			13,477	0	14,593	0	0	14,593	15
CC.22			3,812,808	0	4,033,198	-58,799	-1	3,974,399	3,974
CC.23			17,971,735	0	19,148,272	-279,153	-1	18,869,119	18,869
CC.24			728,381	0	789,561	-11,527	-1	778,034	778
CC.25			1,798,742	0	1,949,842	-28,430	-1	1,921,412	1,921
CC.26			2,880,365	0	3,080,404	-44,909	-1	3,035,495	3,035
CC.30			58,464	0	59,682	-747	-1	58,935	59
CC.31			138,458	0	141,331	-2,046	-1	139,285	139
CC.32			5,989,611	0	6,371,678	-92,892	-1	6,278,786	6,279
CC.33			6,196	0	6,883	0	0	6,883	7
CC.35			348,373	0	377,639	-5,483	-1	372,156	372
CC.36			195,819	0	212,267	-3,113	-1	209,154	209
CC.37			214,015	0	218,511	-3,187	-1	215,324	215
CC.40			829,083	0	898,707	-13,111	-1	885,596	886
CC.41			3,331,904	0	3,611,806	-52,665	-1	3,559,141	3,559
CC.42			106,319	0	115,248	-1,706	-2	113,542	114
CC.44			17,344	0	18,883	-57	0	18,826	19
CC.45			57,031	0	61,819	-867	-1	60,952	61
CC.46			0	0	0	0	0	0	0
CC.47			317,745	0	344,435	-5,032	-1	339,403	339
CC.48			2,401,738	0	2,603,498	-37,961	-1	2,565,537	2,566
CC.49			156,897	0	170,081	-2,488	-1	167,593	168
CC.50			435,312	0	471,862	-6,872	-1	464,990	465
CC.52			7,571,834	0	8,207,739	-119,664	-1	8,088,075	8,088
CC.96			1,509,029	0	1,635,784	-23,858	-1	1,611,926	1,612
CC.54			104,069	0	112,815	-1,681	-2	111,134	111
CC.57			0	0	0	0	0	0	0
CC.58			17	0	17	0	0	17	0
CC.59			46	0	49	0	0	49	0
CC.60			0	0	0	0	0	0	0
CC.61			700	0	701	0	0	701	1
CC.62			0	0	0	0	0	0	0
CC.63			372	0	408	0	0	408	0
CC.64			14	0	14	0	0	14	0
CC.65			36	0	36	0	0	36	0
CC.66			195	0	207	-1	0	206	0
CC.67			164	0	172	0	0	172	0
CC.68			0	0	0	0	0	0	0
CC.69			98	0	101	0	0	101	0
CC.70			14	0	14	0	0	14	0
CC.71			12	0	14	0	0	14	0
CC.72			570	0	582	-8	-1	574	1
CC.73			327	0	336	0	0	336	0
CC.74			101	0	103	-2	-2	101	0
CC.75			154	0	154	0	0	154	0

CC.76	578	0	588	-1	0	587	1
CC.77	15	0	15	0	0	15	0
CC.78	607	0	609	0	0	609	1
CC.79	89	0	90	0	0	90	0
CC.80	18	0	18	0	0	18	0
CC.81	0	0	0	0	0	0	0
CC.82	520	0	544	-2	0	542	1
CC.83	26	0	26	0	0	26	0
CC.84	233	0	244	-2	-1	242	0
CC.85	0	0	0	0	0	0	0
CC.86	46	0	47	0	0	47	0
CC.87	0	0	0	0	0	0	0
CC.88	0	0	0	0	0	0	0
CC.89	0	0	0	0	0	0	0
CC.90	0	0	0	0	0	0	0
CC.91	0	0	0	0	0	0	0
CC.92	2	0	2	0	0	2	0
CC.93	296	0	314	-4	-1	310	0
CC.145	1,113,626	0	1,167,613	-17,054	-1	1,150,559	1,151
CC.95	69,017	0	74,795	-1,062	-1	73,733	74
CC.97	1,680,141	0	1,820,761	-26,548	-1	1,794,213	1,794
CC.98	51,840	0	56,214	-771	-1	55,443	55
CC.99	80,974	0	87,749	-1,248	-1	86,501	87
CC.101	477,111	0	517,194	-7,542	-1	509,652	510
CC.102	43,547	0	47,218	-720	-2	46,498	46
CC.103	658,765	0	714,104	-10,411	-1	703,693	704
CC.104	127,213	0	137,896	-1,978	-1	135,918	136
CC.107	32,923	0	35,694	-708	-2	34,986	35
CC.109	289,600	0	313,943	-4,584	-1	309,359	309
CC.110	380,050	0	411,967	-6,012	-1	405,955	406
CC.111	60,741	0	65,843	-865	-1	64,978	65
CC.112	38,535	0	39,344	-572	-1	38,772	39
CC.113	2,350,517	0	2,547,957	-37,161	-1	2,510,796	2,511
CC.114	737,318	0	799,239	-11,648	-1	787,591	788
CC.115	48,568	0	52,678	-721	-1	51,957	52
CC.151	876,403	0	906,832	-18,310	-2	888,522	889
CC.116	13,492,095	0	14,074,696	-354,676	-3	13,720,020	13,720
CC.118	123,968	0	134,390	-1,910	-1	132,480	132
CC.121	65,061	0	70,541	-1,005	-1	69,536	70
CC.122	88,419	0	95,837	-1,428	-2	94,409	94
CC.123	893,159	0	968,166	-14,103	-1	954,063	954
CC.124	550,640	0	596,895	-8,694	-1	588,201	588
CC.150	3,437,357	0	3,724,006	-54,295	-1	3,669,711	3,670
CC.125	106,278	0	115,207	-1,713	-2	113,494	113
CC.128	32,430	0	35,159	-710	-2	34,449	34
CC.130	360,031	0	390,277	-5,681	-1	384,596	385
CC.133	872,452	0	945,761	-13,777	-1	931,984	932
CC.134	10,875	0	11,772	0	0	11,772	12
CC.135	291,275	0	315,722	-4,582	-1	311,140	311
CC.136	13,668	0	14,851	0	0	14,851	15
CC.138	54,317	0	58,876	-824	-1	58,052	58
C.15	27,633	0	29,990	-530	-2	29,460	29
CC.146	13,682	0	14,842	0	0	14,842	15
CC.140	86,553	0	93,825	-1,376	-1	92,449	92
CC.141	4,163	0	4,550	0	0	4,550	5
CC.142	126,558	0	129,283	-1,913	-2	127,370	127
CC.143	1,147,360	0	1,171,439	-16,806	-1	1,154,633	1,155
CC.144	184,170	0	199,642	-2,900	-1	196,742	197
CC.153	9,726	0	10,540	0	0	10,540	11
CC.147	77,483	0	83,983	-1,183	-1	82,800	83
CC.149	3,604	0	3,825	0	0	3,825	4
C.1	5,493,677	0	5,549,165	-99,894	-2	5,449,271	5,449
C.2	0	0	8,972,404	0	0	8,972,404	8,972
C.3	0	0	1,023,003	0	0	1,023,003	1,023
C.4	482,760	0	505,440	-10,100	-2	495,340	495
C.5	1,370	0	1,411	-113	-9	1,298	1
C.6	0	0	9,603,698	0	0	9,603,698	9,604
C.7	0	0	789,273	0	0	789,273	789
C.8	6,180,648	0	6,310,449	-92,038	-1	6,218,411	6,218
C.9	389,180	0	407,296	-9,422	-2	397,874	398
Zone Total		315,224,424	57,834,725	297,662,318	-6,264,329	291,397,989	291,398

Zone	Date	KWH from NYISO	Total Unaccounted Load per Subzone
4	Apr-19	758,809,687	-4,876,997

LSE/MUNI	PTID	NAME	CSS Load	Load Mod	Total-load mod w/losses	Unaccounted	Percent	Total - load mod w/losses + unaccounted	Mwh to NYISO
DD.1			310,727,752	101,148,857	231,080,549	1,833,399	1	232,913,948	232,914
DD.2			3,366,652	0	3,649,452	-53,206	-1	3,596,246	3,596
DD.3			207,021	0	224,428	-3,259	-1	221,169	221
DD.4			1,777,513	0	1,926,826	-28,086	-1	1,898,740	1,899
DD.9			749,116	0	803,358	-11,700	-1	791,658	792
DD.11			546,864	0	592,788	-8,637	-1	584,151	584
DD.13			6,664,198	0	6,804,134	70,186	1	6,874,320	6,874
DD.14			1,053,578	0	1,126,939	-16,437	-1	1,110,502	1,111
DD.15			69,178	0	74,974	-1,041	-1	73,933	74
DD.17			121,772,549	0	129,259,308	-1,884,467	-1	127,374,841	127,375
DD.18			136,553,959	0	141,414,346	-2,061,683	-1	139,352,663	139,353
DD.19			22,248,591	0	23,151,134	-337,510	-1	22,813,624	22,814
DD.20			294,697	0	319,455	-4,630	-1	314,825	315
DD.21			41,991	0	45,536	-720	-2	44,816	45
DD.22			3,530,721	0	3,707,599	-54,064	-1	3,653,535	3,654
DD.23			35,478,674	0	38,164,349	-556,411	-1	37,607,938	37,608
DD.24			191,038	0	207,080	-3,018	-1	204,062	204
DD.25			3,129,011	0	3,391,715	-49,445	-1	3,342,270	3,342
DD.26			4,155,142	0	4,502,059	-65,636	-1	4,436,423	4,436

DD.29		209,442	0	213,873	-3,104	-1	210,769	211
DD.30		23,819,905	0	24,869,808	-362,574	-1	24,507,234	24,507
DD.34		463,994	0	502,967	-7,323	-1	495,644	496
DD.35		324,915	0	352,210	-5,148	-1	347,062	347
DD.38		2,902,362	0	3,145,617	-45,851	-1	3,099,766	3,100
DD.39		6,342,719	0	6,833,778	-99,639	-1	6,734,139	6,734
DD.40		336,396	0	364,646	-5,353	-1	359,293	359
DD.42		821,964	0	839,221	-12,227	-1	826,994	827
DD.43		1,290,292	0	1,317,389	-19,199	-1	1,298,190	1,298
DD.44		41,480	0	44,962	-720	-2	44,242	44
DD.45		295,202	0	319,998	-4,659	-1	315,339	315
DD.46		887,870	0	962,456	-14,037	-1	948,419	948
DD.47		2,261,475	0	2,451,453	-35,742	-1	2,415,711	2,416
DD.48		1,646,954	0	1,785,297	-26,013	-1	1,759,284	1,759
DD.49		5,159,073	0	5,590,918	-81,514	-1	5,509,404	5,509
DD.51		12,523,544	0	13,574,903	-197,908	-1	13,376,995	13,377
DD.52		118,230	0	120,776	-1,761	-1	119,015	119
DD.53		3,670,257	0	3,977,775	-57,977	-1	3,919,798	3,920
DD.56		495,381	0	537,001	-7,806	-1	529,195	529
DD.57		101,374	0	109,888	-1,628	-2	108,260	108
DD.58		4,327	0	4,327	0	0	4,327	4
DD.59		0	0	0	0	0	0	0
DD.60		91	0	92	0	0	92	0
DD.61		576	0	604	-12	-2	592	1
DD.62		0	0	0	0	0	0	0
DD.63		40	0	40	0	0	40	0
DD.64		9,827	0	10,009	-121	-1	9,888	10
DD.65		6,845	0	7,147	-60	-1	7,087	7
DD.66		0	0	0	0	0	0	0
DD.68		0	0	0	0	0	0	0
DD.69		4,837,757	0	5,075,134	-73,990	-1	5,001,144	5,001
DD.70		39	0	39	0	0	39	0
DD.71		828,090	0	845,431	-12,327	-1	833,104	833
DD.72		193,221	0	209,466	-3,051	-1	206,415	206
DD.73		2,367,417	0	2,417,159	-35,249	-1	2,381,910	2,382
DD.74		2,648,951	0	2,871,362	-41,866	-1	2,829,496	2,829
DD.75		173,660	0	187,389	-2,721	-1	184,668	185
DD.76		118,759	0	128,721	-1,835	-1	126,886	127
DD.78		1,435,677	0	1,556,141	-22,674	-1	1,533,467	1,533
DD.79		157,546	0	170,774	-2,529	-2	168,245	168
DD.80		692,785	0	750,987	-10,938	-1	740,049	740
DD.81		69,499	0	70,931	-1,007	-1	69,924	70
DD.82		951,840	0	971,850	-14,221	-1	957,629	958
DD.83		205,488	0	209,981	-2,887	-1	207,094	207
DD.84		233,866	0	253,499	-3,713	-1	249,786	250
DD.87		140,095	0	151,871	-2,206	-1	149,665	150
DD.89		7,834,360	0	8,314,312	-121,215	-1	8,193,097	8,193
DD.90		1,169,870	0	1,268,144	-18,466	-1	1,249,678	1,250
DD.91		59,600	0	64,589	-865	-1	63,724	64
DD.92		5,280,501	0	5,724,043	-83,447	-1	5,640,596	5,641
DD.93		322,733	0	349,831	-5,087	-1	344,744	345
DD.94		23,822	0	25,796	-468	-2	25,328	25
DD.95		36,946,321	0	38,043,444	303,033	1	38,346,477	38,346
DD.97		400,006	0	433,608	-6,305	-1	427,303	427
DD.100		535,833	0	580,855	-8,453	-1	572,402	572
DD.101		91,876	0	99,584	-1,513	-2	98,071	98
DD.102		1,531,408	0	1,660,042	-24,193	-1	1,635,849	1,636
DD.103		1,973,060	0	2,138,786	-31,186	-1	2,107,600	2,108
DD.127		6,635,469	0	7,181,800	-104,720	-1	7,077,080	7,077
DD.104		162,761	0	176,442	-2,591	-1	173,851	174
DD.107		758,871	0	822,616	-12,001	-1	810,615	811
DD.109		731,704	0	793,160	-11,560	-1	781,600	782
DD.112		10,746,664	0	11,549,370	-168,377	-1	11,380,993	11,381
DD.113		172,370	0	186,862	-2,719	-1	184,143	184
DD.114		727,030	0	788,097	-11,478	-1	776,619	777
DD.115		64,479	0	69,874	-990	-1	68,884	69
DD.117		207,845	0	225,303	-3,283	-1	222,020	222
D.13		32,032	0	34,730	-671	-2	34,059	34
DD.123		102,644	0	111,278	-1,635	-1	109,643	110
DD.119		158,765	0	172,099	-2,493	-1	169,606	170
DD.120		29,818	0	32,329	-678	-2	31,651	32
DD.122		2,503,997	0	2,714,335	-39,587	-1	2,674,748	2,675
DD.129		13,960	0	15,184	-129	-1	15,055	15
DD.125		142,525	0	154,491	-2,229	-1	152,262	152
DD.126		718,465	0	778,811	-11,359	-1	767,452	767
D.1		0	0	1,304,577	0	0	1,304,577	1,305
D.2		0	0	170,421	0	0	170,421	170
D.3		0	0	0	0	0	0	0
D.4		0	0	0	0	0	0	0
D.5		122,040	0	127,773	4,184	3	131,957	132
D.6		399,737	0	403,788	-5,956	-1	397,832	398
D.7		728,395	0	735,690	-10,809	-1	724,881	725
D.8		11,439	0	11,560	-153	-1	11,407	11
D.14		2,124,515	0	2,169,141	-31,629	-1	2,137,512	2,138
Zone Total		814,812,385	101,148,857	763,686,684	-4,876,983		758,809,701	758,810

Zone	Date	KWH from NYISO	Total Unaccounted Load per Subzone	Actload sum for all LSEs
29	Apr-19	165,372,550	-4,254,834	

LSE/MUNI	PTID	NAME	CSS Load	Load Mod	Total-load mod w/losses	Unaccounted	Percent	Total - load mod w/losses + unaccounted	Mwh to NYISO
EE.1			70,352,041	37,794	75,914,822	-2,918,625	-4	72,996,197	72,996
EE.2			790,779	0	857,206	-12,494	-1	844,712	845
EE.3			3,629	0	3,852	0	0	3,852	4
EE.4			237,737	0	257,703	-3,769	-1	253,934	254
EE.9			2,759,971	0	2,975,377	-43,379	-1	2,931,998	2,932

EE.11	136,967	0	148,467	-2,164	-1	146,303	146
EE.12	10,174	0	11,043	0	0	11,043	11
EE.14	93,035	0	100,821	-1,528	-2	99,293	99
EE.15	418,895	0	454,075	-6,633	-1	447,442	447
EE.16	298,175	0	323,221	-4,698	-1	318,523	319
EE.17	356,058	0	385,966	-5,648	-1	380,318	380
EE.19	227	0	227	0	0	227	0
EE.20	19,485,313	0	20,650,914	-301,064	-1	20,349,850	20,350
EE.21	5,530,750	0	5,897,105	-85,969	-1	5,811,136	5,811
EE.22	751,787	0	814,934	-11,877	-1	803,057	803
EE.23	11,696	0	12,622	0	0	12,622	13
EE.24	5,159	0	5,789	0	0	5,789	6
EE.25	2,194,219	0	2,328,078	-33,938	-1	2,294,140	2,294
EE.26	5,337,030	0	5,701,203	-83,119	-1	5,618,084	5,618
EE.27	911,743	0	983,870	-14,329	-1	969,541	970
EE.28	768,077	0	831,865	-12,144	-1	819,721	820
EE.29	878,647	0	952,225	-13,891	-1	938,334	938
EE.31	5,085,537	0	5,325,857	-150,366	-3	5,175,491	5,175
EE.32	689,080	0	703,538	-16,078	-2	687,460	687
EE.34	86,339	0	88,070	-1,425	-2	86,645	87
EE.35	6,369,192	0	6,502,919	-94,802	-1	6,408,117	6,408
EE.36	2,746,094	0	2,901,565	-42,303	-1	2,859,262	2,859
EE.39	3,324,035	0	3,601,635	-52,508	-1	3,549,127	3,549
EE.40	157,319	0	170,557	-2,493	-1	168,064	168
EE.42	306,718	0	332,437	-4,835	-1	327,602	328
EE.43	1,231,414	0	1,334,855	-19,474	-1	1,315,381	1,315
EE.44	59,943	0	64,964	-904	-1	64,060	64
EE.46	12,810	0	13,875	0	0	13,875	14
EE.47	28,215	0	30,626	-568	-2	30,058	30
EE.48	30,027	0	31,461	-716	-2	30,745	31
EE.49	207,728	0	224,789	-3,268	-1	221,521	222
EE.50	943,538	0	1,022,794	-14,938	-1	1,007,856	1,008
EE.51	204,756	0	221,950	-3,322	-2	218,628	219
EE.52	297,161	0	322,123	-4,690	-1	317,433	317
EE.54	2,825,454	0	3,062,796	-44,653	-1	3,018,143	3,018
EE.55	497,434	0	539,216	-7,854	-1	531,362	531
EE.57	34,517	0	37,411	-720	-2	36,691	37
EE.59	9,686	0	10,448	0	0	10,448	10
EE.60	0	0	0	0	0	0	0
EE.61	0	0	0	0	0	0	0
EE.62	152	0	158	0	0	158	0
EE.63	861,333	0	913,878	-13,320	-1	900,558	901
EE.65	27,857	0	30,247	-541	-2	29,706	30
EE.66	514,543	0	557,770	-8,125	-1	549,645	550
EE.67	10,895	0	11,794	0	0	11,794	12
EE.68	10,159	0	10,992	0	0	10,992	11
EE.70	30,108	0	32,682	-668	-2	32,014	32
EE.71	30,102	0	32,667	-652	-2	32,015	32
EE.72	2,884,023	0	3,106,816	-45,300	-1	3,061,516	3,062
EE.73	47,361	0	51,312	-726	-1	50,586	51
EE.76	14,447	0	15,636	0	0	15,636	16
EE.78	78,654	0	85,240	-1,272	-2	83,968	84
EE.79	249,572	0	270,544	-3,939	-1	266,605	267
EE.80	18,916	0	20,522	-27	0	20,495	20
EE.81	365,542	0	396,241	-5,783	-1	390,458	390
EE.82	1,036,496	0	1,121,707	-16,356	-1	1,105,351	1,105
EE.83	2,850,192	0	2,986,897	-92,894	-3	2,894,003	2,894
EE.85	47,442	0	51,401	-731	-1	50,670	51
EE.88	107,239	0	116,234	-1,677	-1	114,557	115
EE.89	341,150	0	369,803	-5,408	-1	364,395	364
EE.90	411,035	0	445,550	-6,503	-1	439,047	439
EE.91	723	0	723	0	0	723	1
EE.115	977,914	0	1,059,896	-15,460	-1	1,044,436	1,044
EE.92	30,471	0	33,068	-676	-2	32,392	32
EE.95	19,794	0	21,505	-191	-1	21,314	21
EE.97	219,850	0	238,318	-3,481	-1	234,837	235
EE.100	424,145	0	456,347	-6,659	-1	449,688	450
EE.103	20,538	0	22,295	-240	-1	22,055	22
EE.104	182,877	0	198,224	-2,859	-1	195,365	195
EE.105	1,461	0	1,461	0	0	1,461	1
EE.107	18,488	0	20,108	-124	-1	19,984	20
EE.114	8,662	0	9,384	0	0	9,384	9
EE.109	14,795	0	16,062	-21	0	16,041	16
EE.110	1,045	0	1,045	0	0	1,045	1
EE.111	15,408	0	16,764	0	0	16,764	17
EE.116	3,644	0	3,902	0	0	3,902	4
EE.112	3,051	0	3,119	0	0	3,119	3
E.1	0	0	9,657,478	0	0	9,657,478	9,657
E.3	0	0	1,084,323	0	0	1,084,323	1,084
Zone Total		148,359,190	37,794	169,627,384	-4,254,819	165,372,565	165,373

Zone	Date	KWH from NYISO	Total Unaccounted Load per Subzone							
31 Apr-19		51,807,935	1,363,069							
LSE/MUNI	PTID	NAME	CSS Load	Load Mod	Total-load mod w/losses	Unaccounted	Percent	Total - load mod w/losses + unaccounted	Mwh to NYISO	
FF.1			16,429,297	1,635,984	16,083,403	570,298	3	16,653,701	16,654	
FF.2			284,876	0	308,805	-4,521	-1	304,284	304	
FF.3			71,449	0	77,440	-1,111	-1	76,329	76	
FF.8			2,192	0	2,192	0	0	2,192	2	
FF.10			14,603	0	15,810	0	0	15,810	16	
FF.12			11,220	0	12,112	0	0	12,112	12	
FF.13			1,041,092	0	1,120,662	-16,342	-1	1,104,320	1,104	
FF.15			2,902,173	0	3,117,126	-45,446	-1	3,071,680	3,072	
FF.16			1,500,382	0	1,626,412	-23,706	-1	1,602,706	1,603	
FF.17			97,274	0	105,432	-1,625	-2	103,807	104	

FF.18	14,191	0	15,383	0	0	15,383	15
FF.19	229	0	229	0	0	229	0
FF.20	517,378	0	560,824	-8,177	-1	552,647	553
FF.21	19,232	0	20,867	-148	-1	20,719	21
FF.22	325,964	0	353,338	-5,164	-1	348,174	348
FF.23	124,865	0	135,362	-1,944	-1	133,418	133
FF.24	1,675,386	0	1,777,594	-25,917	-1	1,751,677	1,752
FF.25	81,868	0	88,723	-1,343	-2	87,380	87
FF.26	54,916	0	59,511	-833	-1	58,678	59
FF.29	68,768	0	74,498	-1,166	-2	73,332	73
FF.30	334,857	0	362,974	-5,314	-1	357,660	358
FF.31	17,036	0	18,525	-44	0	18,481	18
FF.33	5,985	0	6,699	0	0	6,699	7
FF.34	9,585	0	10,353	0	0	10,353	10
FF.35	31,715	0	34,396	-714	-2	33,682	34
FF.36	73,401	0	79,543	-1,131	-1	78,412	78
FF.37	11,766	0	12,703	0	0	12,703	13
FF.38	11,407	0	12,361	0	0	12,361	12
FF.40	891,849	0	966,762	-14,095	-1	952,667	953
FF.41	63,006	0	68,289	-982	-1	67,307	67
FF.42	11,065	0	11,981	0	0	11,981	12
FF.44	43	0	43	0	0	43	0
FF.45	175	0	180	0	0	180	0
FF.46	9	0	9	0	0	9	0
FF.48	39	0	39	0	0	39	0
FF.49	84	0	84	0	0	84	0
FF.50	56	0	58	0	0	58	0
FF.52	128,231	0	130,866	-1,859	-1	129,007	129
FF.53	9,467	0	10,232	0	0	10,232	10
FF.54	227,396	0	246,498	-3,597	-1	242,901	243
FF.55	10,038	0	10,850	0	0	10,850	11
FF.56	7,312	0	8,032	0	0	8,032	8
FF.58	23,369	0	25,327	-487	-2	24,840	25
FF.59	13,131	0	14,223	0	0	14,223	14
FF.60	112,315	0	121,743	-1,768	-1	119,975	120
FF.61	13,087	0	14,170	0	0	14,170	14
FF.64	5,095	0	5,711	0	0	5,711	6
FF.65	65,240	0	70,711	-1,051	-2	69,660	70
FF.66	35,388	0	38,339	-720	-2	37,619	38
FF.96	7,253	0	7,973	0	0	7,973	8
FF.67	535,492	0	580,478	-8,456	-1	572,022	572
FF.68	808,893	0	850,166	32,406	4	882,572	883
FF.69	131,231	0	142,257	5,385	4	147,642	148
FF.71	10,876	0	11,770	0	0	11,770	12
FF.74	3,027	0	3,089	0	0	3,089	3
FF.75	1,928	0	1,928	0	0	1,928	2
FF.76	154,504	0	167,502	-2,467	-1	165,035	165
FF.77	1,450	0	1,450	0	0	1,450	1
FF.99	13,091	0	14,235	0	0	14,235	14
FF.78	10,153	0	10,978	0	0	10,978	11
FF.81	4,609	0	5,094	0	0	5,094	5
FF.83	74,834	0	81,114	-1,147	-1	79,967	80
FF.95	206,670	0	222,226	-3,268	-1	218,958	219
FF.87	51,953	0	56,337	-780	-1	55,557	56
FF.88	1,842	0	1,842	0	0	1,842	2
FF.90	2,284	0	2,284	0	0	2,284	2
FF.101	3,618	0	3,916	0	0	3,916	4
FF.92	12,739	0	13,803	0	0	13,803	14
FF.93	1,586	0	1,586	0	0	1,586	2
FF.100	2,345	0	2,355	0	0	2,355	2
FF.97	1,953	0	1,953	0	0	1,953	2
FF.102	576	0	576	0	0	576	1
F.1	20,100,273	0	20,422,530	940,299	4	21,362,829	21,363
Zone Total	49,492,682	1,635,984	50,444,866	1,363,065		51,807,931	51,808
Grand Total	2,526,328,748	185,053,603	2,686,123,840	-36,767,415		2,649,356,425	2,649,356

Zone	Date	KWH from NYISO	Total Unaccounted Load per Subzone							
1	May-19	826,853,246	-16,629,438							
LSE/MUNI	PTID	NAME	CSS Load	Load Mod	Total-load mod w/losses	Unaccounted	Percent	Total - load mod w/losses + unaccounted	Mwh to NYISO	
AA.1			226,206,219	82,628	242,478,648	-6,762,812	-3	235,715,836	235,716	
AA.2			1,013,301	0	1,098,420	-15,565	-1	1,082,855	1,083	
AA.136			83,764	0	90,764	-1,189	-1	89,575	90	
AA.3			787,665	0	853,833	-12,098	-1	841,735	842	
AA.8			5,450,808	0	5,881,789	-83,386	-1	5,798,403	5,798	
AA.10			508,471	0	551,192	-7,833	-1	543,359	543	
AA.11			4,298,072	0	4,607,293	-65,325	-1	4,541,968	4,542	
AA.12			15,634,431	0	16,544,929	-234,590	-1	16,310,339	16,310	
AA.13			15,771,580	0	16,237,804	-230,243	-1	16,007,561	16,008	
AA.14			3,399,095	0	3,558,849	-50,458	-1	3,508,391	3,508	
AA.16			971,015	0	991,310	-25,091	-3	966,219	966	
AA.17			2,546,240	0	2,711,579	-38,457	-1	2,673,122	2,673	
AA.18			4,550,716	0	4,876,550	-69,133	-1	4,807,417	4,807	
AA.19			3,858,220	0	4,151,493	-58,855	-1	4,092,638	4,093	
AA.21			6,454,323	0	6,796,600	-96,364	-1	6,700,236	6,700	
AA.22			74,612,254	0	79,437,348	-1,126,356	-1	78,310,992	78,311	
AA.23			10,522,946	0	11,233,706	-159,285	-1	11,074,421	11,074	
AA.24			2,301,178	0	2,468,669	-34,994	-1	2,433,675	2,434	
AA.25			3,570,090	0	3,645,052	-51,694	-1	3,593,358	3,593	
AA.26			726,463	0	778,064	-11,035	-1	767,029	767	
AA.27			167,845	0	181,957	-2,614	-1	179,343	179	
AA.28			4,139,069	0	4,357,097	-61,783	-1	4,295,314	4,295	
AA.29			35,861,110	0	38,114,177	-540,423	-1	37,573,754	37,574	
AA.30			8,739,115	0	9,420,113	-133,576	-1	9,286,537	9,287	
AA.31			2,145,935	0	2,325,272	-32,981	-1	2,292,291	2,292	
AA.32			1,150,843	0	1,246,985	-17,667	-1	1,229,318	1,229	
AA.34			127,877,806	0	131,217,632	-3,663,595	-3	127,554,037	127,554	
AA.35			56,181,626	0	57,730,941	-1,238,349	-2	56,492,592	56,493	
AA.36			86,670	0	90,692	-1,488	-2	89,204	89	
AA.37			99,851	0	104,568	-1,520	-1	103,048	103	
AA.38			0	0	0	0	0	0	0	
AA.39			179,162	0	187,498	-2,868	-2	184,630	185	
AA.40			226,255	0	236,913	-3,300	-1	233,613	234	
AA.41			13,872	0	14,594	-99	-1	14,495	14	
AA.42			213,108	0	223,129	-3,168	-1	219,961	220	
AA.43			486,264	0	496,581	-7,040	-1	489,541	490	
AA.44			1,184,630	0	1,257,121	-17,821	-1	1,239,300	1,239	
AA.45			1,211,558	0	1,279,975	-26,086	-2	1,253,889	1,254	
AA.46			163,679	0	167,127	-2,301	-1	164,826	165	
AA.47			383,054	0	406,413	-5,802	-1	400,611	401	
AA.48			1,693,225	0	1,777,966	-25,205	-1	1,752,761	1,753	
AA.50			1,350,064	0	1,433,040	-20,316	-1	1,412,724	1,413	
AA.52			14,309,666	0	15,476,080	-219,443	-1	15,256,637	15,257	
AA.53			266,338	0	288,716	-4,073	-1	284,643	285	
AA.56			1,222,087	0	1,324,282	-18,788	-1	1,305,494	1,305	
AA.57			920,730	0	998,072	-14,151	-1	983,921	984	
AA.58			119,107	0	128,859	-1,837	-1	127,022	127	
AA.60			29,985	0	32,540	-565	-2	31,975	32	
AA.61			2,025,634	0	2,164,448	-30,691	-1	2,133,757	2,134	
AA.62			74,471	0	80,708	-1,120	-1	79,588	80	
AA.63			142,212	0	152,503	-2,113	-1	150,390	150	
AA.64			296,864	0	318,906	-4,564	-1	314,342	314	
AA.65			418,685	0	447,761	-6,369	-1	441,392	441	
AA.66			936,891	0	1,011,209	-14,340	-1	996,869	997	
AA.67			806,711	0	866,031	-12,282	-1	853,749	854	
AA.68			516,509	0	559,894	-7,960	-1	551,934	552	
AA.69			2,806,231	0	3,041,963	-43,141	-1	2,998,822	2,999	
AA.70			1,872,002	0	1,974,855	-27,997	-1	1,946,858	1,947	
AA.72			662,215	0	717,847	-10,172	-1	707,675	708	
AA.74			6,853,439	0	7,428,701	-105,325	-1	7,323,376	7,323	
AA.75			0	0	0	0	0	0	0	
AA.76			1,526,522	0	1,654,754	-23,467	-1	1,631,287	1,631	
AA.78			432,509	0	468,846	-6,662	-1	462,184	462	
AA.80			369,086	0	398,269	-5,643	-1	392,626	393	
AA.81			0	0	0	0	0	0	0	
AA.132			195,414	0	211,823	-3,033	-1	208,790	209	
AA.83			81,441	0	88,269	-1,217	-1	87,052	87	
AA.84			87,409	0	89,478	-1,444	-2	88,034	88	
AA.85			1,663,197	0	1,802,713	-25,559	-1	1,777,154	1,777	
AA.86			2,752	0	2,757	0	0	2,757	3	
AA.87			35,735	0	38,739	-740	-2	37,999	38	
AA.89			62,248	0	67,468	-874	-1	66,594	67	
AA.90			73,911	0	80,106	-1,111	-1	78,995	79	
AA.91			14,552,489	0	15,711,340	-222,759	-1	15,488,581	15,489	
AA.92			78,484	0	85,071	-1,184	-1	83,887	84	
AA.95			36,940	0	40,050	-743	-2	39,307	39	
AA.97			458,777	0	497,304	-7,022	-1	490,282	490	
AA.98			600,519	0	644,000	-9,126	-1	634,874	635	
AA.99			17,290	0	18,749	0	0	18,749	19	
AA.100			1,972,838	0	2,137,232	-30,309	-1	2,106,923	2,107	
AA.101			27,491,685	0	28,937,175	-410,312	-1	28,526,863	28,527	
AA.102			8,817,281	0	9,246,294	-197,170	-2	9,049,124	9,049	
AA.104			88,098	0	95,490	-1,321	-1	94,169	94	
AA.108			326,226	0	353,626	-5,037	-1	348,589	349	
AA.109			94,226	0	102,130	-1,453	-1	100,677	101	
AA.110			1,278,193	0	1,385,545	-19,634	-1	1,365,911	1,366	
AA.111			1,265,333	0	1,371,614	-19,435	-1	1,352,179	1,352	
AA.138			1,939,200	0	2,076,572	-29,465	-1	2,047,107	2,047	
AA.112			101,306	0	109,812	-1,605	-1	108,207	108	
AA.115			52,808	0	57,235	-779	-1	56,456	56	
AA.117			516,794	0	560,192	-7,927	-1	552,265	552	
AA.120			2,426,562	0	2,622,507	-37,164	-1	2,585,343	2,585	

AA.123	28,564	0	30,959	-509	-2	30,450	30
AA.124	484,971	0	525,704	-7,445	-1	518,259	518
AA.125	105,870	0	114,770	-1,700	-2	113,070	113
AA.127	102,844	0	111,460	-1,641	-1	109,819	110
AA.140	4,567	0	5,010	0	0	5,010	5
AA.133	85,198	0	92,348	-1,279	-1	91,069	91
AA.129	327,790	0	355,322	-5,040	-1	350,282	350
AA.130	4,830	0	5,323	0	0	5,323	5
AA.131	1,678,322	0	1,762,819	-24,992	-1	1,737,827	1,738
AA.139	4,838	0	5,343	0	0	5,343	5
AA.135	46,090	0	49,962	-745	-2	49,217	49
AA.137	314	0	314	0	0	314	0
A.1	1,852,029	0	1,904,391	-42,846	-2	1,861,545	1,862
A.2	0	0	17,217,767	0	0	17,217,767	17,218
A.3	0	0	2,054,085	0	0	2,054,085	2,054
A.4	0	0	32,744,841	0	0	32,744,841	32,745
A.5	0	0	0	0	0	0	0
A.6	0	0	17,050,796	0	0	17,050,796	17,051
A.7	0	0	151,015	0	0	151,015	151
A.8	0	0	68,237	-3,337	-5	64,900	65
Zone Total	732,472,869	82,628	843,482,684	-16,629,425		826,853,259	826,853

Zone	Date	KWH from NYISO	Total Unaccounted Load per Subzone
2	May-19	508,259,177	-9,656,693

LSE/MUNI	PTID	NAME	CSS Load	Load Mod	Total-load mod w/losses	Unaccounted	Percent	Total - load mod w/losses + unaccounted	Mwh to NYISO
BB.1			211,409,824	25,411,253	200,948,445	-6,157,086	-3	194,791,359	194,791
BB.2			2,114,764	0	2,292,396	-32,513	-1	2,259,883	2,260
BB.3			735,094	0	780,763	-11,066	-1	769,697	770
BB.4			826,614	0	896,044	-12,711	-1	883,333	883
BB.9			872,648	0	943,038	-13,360	-1	929,678	930
BB.11			490,351	0	531,544	-7,532	-1	524,012	524
BB.13			277,023	0	300,288	-4,254	-1	296,034	296
BB.15			149,651	0	152,773	-2,168	-1	150,605	151
BB.16			64,932,220	0	69,310,856	-982,760	-1	68,328,096	68,328
BB.17			23,450,537	0	25,040,902	-355,064	-1	24,685,838	24,686
BB.18			8,763,017	0	9,087,782	-128,838	-1	8,958,944	8,959
BB.19			193,293	0	209,511	-2,961	-1	206,550	207
BB.20			10,559	0	11,412	0	0	11,412	11
BB.21			13,830,612	0	14,496,083	-205,540	-1	14,290,543	14,291
BB.22			36,605,267	0	39,056,912	-553,790	-1	38,503,122	38,503
BB.23			1,839,052	0	1,991,748	-28,241	-1	1,963,507	1,964
BB.24			1,601,611	0	1,736,159	-24,616	-1	1,711,543	1,712
BB.25			1,669,351	0	1,804,863	-25,588	-1	1,779,275	1,779
BB.29			868,926	0	887,178	-12,602	-1	874,576	875
BB.30			2,439,768	0	2,491,026	-35,314	-1	2,455,712	2,456
BB.31			0	0	0	0	0	0	0
BB.32			54,072	0	55,454	-760	-1	54,694	55
BB.33			191,600	0	195,671	-2,754	-1	192,917	193
BB.34			2,141,928	0	2,186,952	-31,032	-1	2,155,920	2,156
BB.35			0	0	0	0	0	0	0
BB.36			2,158,075	0	2,203,405	-31,287	-1	2,172,118	2,172
BB.37			0	0	0	0	0	0	0
BB.38			1,256,377	0	1,338,557	-18,977	-1	1,319,580	1,320
BB.39			1,358,459	0	1,441,329	-20,437	-1	1,420,892	1,421
BB.41			1,599,720	0	1,734,103	-24,588	-1	1,709,515	1,710
BB.42			228,185	0	247,343	-3,528	-1	243,815	244
BB.45			826,128	0	895,527	-12,709	-1	882,818	883
BB.46			2,547,643	0	2,761,656	-39,165	-1	2,722,491	2,722
BB.47			89,945	0	97,488	-1,371	-1	96,117	96
BB.49			21,120	0	22,913	-208	-1	22,705	23
BB.50			69,159	0	74,957	-1,038	-1	73,919	74
BB.51			322,186	0	349,262	-4,981	-1	344,281	344
BB.52			2,022,065	0	2,191,911	-31,066	-1	2,160,845	2,161
BB.53			227,298	0	246,393	-3,586	-1	242,807	243
BB.54			964,933	0	1,034,807	-14,674	-1	1,020,133	1,020
BB.56			1,704	0	1,704	0	0	1,704	2
BB.57			9,036	0	9,721	0	0	9,721	10
BB.58			5,172,565	0	5,606,836	-79,498	-1	5,527,338	5,527
BB.59			1,576,248	0	1,708,654	-24,224	-1	1,684,430	1,684
BB.61			186,995	0	202,693	-2,874	-1	199,819	200
BB.63			43,406	0	47,014	-754	-2	46,260	46
BB.64			19	0	19	0	0	19	0
BB.65			0	0	0	0	0	0	0
BB.66			24	0	25	0	0	25	0
BB.67			0	0	0	0	0	0	0
BB.68			0	0	0	0	0	0	0
BB.69			0	0	0	0	0	0	0
BB.70			0	0	0	0	0	0	0
BB.71			5,136,055	0	5,244,480	-74,362	-1	5,170,118	5,170
BB.73			92,322	0	100,083	-1,416	-1	98,667	99
BB.74			1,272,525	0	1,299,221	-18,441	-1	1,280,780	1,281
BB.75			1,278,706	0	1,385,928	-19,648	-1	1,366,280	1,366
BB.76			39,138	0	42,406	-744	-2	41,662	42
BB.77			51,009	0	55,293	-758	-1	54,535	55
BB.79			358,981	0	389,125	-5,530	-1	383,595	384
BB.80			84,405	0	91,478	-1,261	-1	90,217	90
BB.81			1,435,708	0	1,552,943	-22,015	-1	1,530,928	1,531
BB.82			81,139	0	87,951	-1,206	-1	86,745	87
BB.85			12,980	0	14,063	0	0	14,063	14
BB.87			174,117	0	188,753	-2,694	-1	186,059	186
BB.88			273,831	0	296,843	-4,210	-1	292,633	293
BB.89			77,618	0	84,120	-1,209	-1	82,911	83
BB.90			1,703,217	0	1,846,293	-26,177	-1	1,820,116	1,820
BB.92			94,041	0	101,942	-1,461	-1	100,481	100
BB.93			10,168,335	0	10,660,428	-253,933	-2	10,406,495	10,406
BB.95			80,181	0	86,897	-1,222	-1	85,675	86

BB.98	322,416	0	349,486	-4,963	-1	344,523	345
BB.99	201,167	0	218,061	-3,099	-1	214,962	215
BB.100	803,478	0	870,987	-12,342	-1	858,645	859
BB.101	2,111,191	0	2,288,513	-32,447	-1	2,256,066	2,256
BB.126	8,200,148	0	8,861,746	-125,654	-1	8,736,092	8,736
BB.102	113,929	0	123,509	-1,777	-1	121,732	122
BB.105	118,880	0	128,854	-1,843	-1	127,011	127
BB.107	396,921	0	430,260	-6,084	-1	424,176	424
BB.110	1,756,120	0	1,896,984	-26,896	-1	1,870,088	1,870
BB.111	7,331	0	8,075	0	0	8,075	8
BB.112	286,406	0	310,466	-4,394	-1	306,072	306
BB.113	71,245	0	77,198	-1,063	-1	76,135	76
BB.114	196,366	0	200,417	-2,887	-1	197,530	198
BB.116	95,018	0	102,975	-1,468	-1	101,507	102
BB.131	7,558	0	8,301	0	0	8,301	8
BB.122	38,852	0	42,192	-731	-2	41,461	41
BB.118	79,104	0	85,752	-1,176	-1	84,576	85
BB.119	2,322	0	2,322	0	0	2,322	2
BB.121	744,353	0	790,247	-11,202	-1	779,045	779
BB.129	27,870	0	30,233	-520	-2	29,713	30
BB.124	162,222	0	175,848	-2,491	-1	173,357	173
BB.128	599	0	599	0	0	599	1
BB.127	2,118,410	0	2,162,881	-30,674	-1	2,132,207	2,132
BB.130	205,067	0	222,301	-3,183	-1	219,118	219
B.2	0	0	67,750,707	0	0	67,750,707	67,751
B.3	0	0	9,624,592	0	0	9,624,592	9,625
Zone Total	436,630,353	25,411,253	517,915,870	-9,656,696		508,259,174	508,259

Zone	Date	KWH from NVISO	Total Unaccounted Load per Subzone
3	May-19	279,587,154	1,059,115

LSE/MUNI	PTID	NAME	CSS Load	Load Mod	Total-load mod w/losses	Unaccounted	Percent	Total - load mod w/losses + unaccounted	Mwh to NVISO
CC.1			127,540,552	66,842,744	68,805,983	2,265,644	3	71,071,627	71,072
CC.2			2,010,425	0	2,179,310	-30,893	-1	2,148,417	2,148
CC.3			114,550	0	124,174	-1,717	-1	122,457	122
CC.4			645,700	0	699,947	-9,925	-1	690,022	690
CC.9			448,579	0	485,450	-6,882	-1	478,568	479
CC.11			323,569	0	350,744	-4,975	-1	345,769	346
CC.13			607,231	0	658,226	-9,336	-1	648,890	649
CC.14			0	0	0	0	0	0	0
CC.15			3,604,589	0	3,903,520	-55,342	-1	3,848,178	3,848
CC.17			63,406,702	0	67,009,427	-950,126	-1	66,059,301	66,059
CC.18			14,489,908	0	15,476,631	-219,438	-1	15,257,193	15,257
CC.19			1,421,421	0	1,540,815	-21,835	-1	1,518,980	1,519
CC.20			697,426	0	756,019	-10,717	-1	745,302	745
CC.21			11,391	0	12,340	0	0	12,340	12
CC.22			3,316,470	0	3,509,219	-49,743	-1	3,459,476	3,459
CC.23			18,329,368	0	19,542,017	-277,075	-1	19,264,942	19,265
CC.24			749,976	0	812,976	-11,521	-1	801,455	801
CC.25			1,696,099	0	1,838,566	-26,069	-1	1,812,497	1,812
CC.26			2,755,125	0	2,942,986	-41,711	-1	2,901,275	2,901
CC.30			54,048	0	55,174	-745	-1	54,429	54
CC.31			122,773	0	125,253	-1,682	-1	123,571	124
CC.32			6,010,483	0	6,391,408	-90,639	-1	6,300,769	6,301
CC.33			6,487	0	7,206	0	0	7,206	7
CC.35			343,010	0	371,809	-5,299	-1	366,510	367
CC.36			181,888	0	197,173	-2,805	-1	194,368	194
CC.37			279,901	0	285,775	-4,049	-1	281,726	282
CC.40			776,584	0	841,824	-11,944	-1	829,880	830
CC.41			3,572,653	0	3,872,763	-54,927	-1	3,817,836	3,818
CC.42			94,691	0	102,638	-1,475	-1	101,163	101
CC.44			17,188	0	18,665	-21	0	18,644	19
CC.45			54,103	0	58,629	-802	-1	57,827	58
CC.46			0	0	0	0	0	0	0
CC.47			304,549	0	330,124	-4,698	-1	325,426	325
CC.48			2,230,649	0	2,418,023	-34,280	-1	2,383,743	2,384
CC.49			159,320	0	172,695	-2,494	-1	170,201	170
CC.50			387,900	0	420,485	-5,973	-1	414,512	415
CC.52			7,277,117	0	7,888,128	-111,851	-1	7,776,277	7,776
CC.96			1,382,848	0	1,499,007	-21,247	-1	1,477,760	1,478
CC.54			89,910	0	97,457	-1,360	-1	96,097	96
CC.57			0	0	0	0	0	0	0
CC.58			0	0	0	0	0	0	0
CC.59			0	0	0	0	0	0	0
CC.60			0	0	0	0	0	0	0
CC.61			6	0	6	0	0	6	0
CC.62			5	0	5	0	0	5	0
CC.63			49	0	52	-1	-2	51	0
CC.64			0	0	0	0	0	0	0
CC.65			210	0	222	-3	-1	219	0
CC.66			0	0	0	0	0	0	0
CC.67			0	0	0	0	0	0	0
CC.68			0	0	0	0	0	0	0
CC.69			96	0	102	0	0	102	0
CC.70			0	0	0	0	0	0	0
CC.71			30	0	32	0	0	32	0
CC.72			165	0	168	-2	-1	166	0
CC.73			53	0	53	0	0	53	0
CC.74			30	0	30	0	0	30	0
CC.75			31	0	31	0	0	31	0
CC.76			152	0	152	0	0	152	0
CC.77			7	0	7	0	0	7	0
CC.78			199	0	199	0	0	199	0
CC.79			9	0	9	0	0	9	0
CC.80			0	0	0	0	0	0	0
CC.81			0	0	0	0	0	0	0
CC.82			129	0	135	0	0	135	0

CC.83	106	0	106	0	0	106	0
CC.84	12	0	12	0	0	12	0
CC.85	0	0	0	0	0	0	0
CC.86	25	0	25	0	0	25	0
CC.87	1	0	1	0	0	1	0
CC.88	1	0	1	0	0	1	0
CC.89	0	0	0	0	0	0	0
CC.90	0	0	0	0	0	0	0
CC.91	0	0	0	0	0	0	0
CC.92	0	0	0	0	0	0	0
CC.93	0	0	0	0	0	0	0
CC.145	1,113,980	0	1,166,322	-16,532	-1	1,149,790	1,150
CC.95	63,380	0	68,691	-953	-1	67,738	68
CC.97	1,625,875	0	1,762,402	-24,980	-1	1,737,422	1,737
CC.98	49,539	0	53,688	-748	-1	52,940	53
CC.99	75,187	0	81,474	-1,128	-1	80,346	80
CC.101	441,103	0	478,154	-6,782	-1	471,372	471
CC.102	46,421	0	50,317	-745	-2	49,572	50
CC.103	823,941	0	893,155	-12,660	-1	880,495	880
CC.104	110,989	0	120,310	-1,737	-1	118,573	119
CC.107	28,099	0	30,472	-520	-2	29,952	30
CC.109	302,478	0	327,881	-4,682	-1	323,199	323
CC.110	351,049	0	380,536	-5,398	-1	375,138	375
CC.111	62,745	0	67,973	-849	-1	67,124	67
CC.112	28,452	0	29,048	-414	-1	28,634	29
CC.113	2,146,768	0	2,327,094	-32,979	-1	2,294,115	2,294
CC.114	696,283	0	754,759	-10,710	-1	744,049	744
CC.115	42,543	0	46,106	-744	-2	45,362	45
CC.151	898,512	0	929,215	63,172	6	992,387	992
CC.116	13,772,461	0	14,366,771	798,779	5	15,165,550	15,166
CC.118	114,831	0	124,466	-1,780	-1	122,686	123
CC.121	58,169	0	63,058	-784	-1	62,274	62
CC.122	83,025	0	90,011	-1,217	-1	88,794	89
CC.123	895,158	0	970,358	-13,766	-1	956,592	957
CC.124	529,530	0	574,010	-8,125	-1	565,885	566
CC.150	3,622,261	0	3,924,598	-55,653	-1	3,868,945	3,869
CC.125	93,651	0	101,502	-1,439	-1	100,063	100
CC.128	31,792	0	34,491	-639	-2	33,852	34
CC.130	330,955	0	358,756	-5,086	-1	353,670	354
CC.133	852,088	0	923,659	-13,096	-1	910,563	911
CC.134	10,210	0	11,043	0	0	11,043	11
CC.135	273,246	0	296,191	-4,207	-1	291,984	292
CC.136	13,467	0	14,630	0	0	14,630	15
CC.138	51,045	0	55,318	-753	-1	54,565	55
C.15	25,603	0	27,743	-391	-1	27,352	27
CC.146	7,813	0	8,570	0	0	8,570	9
CC.140	87,037	0	94,332	-1,336	-1	92,996	93
CC.141	3,668	0	3,902	0	0	3,902	4
CC.142	112,004	0	114,356	-1,582	-1	112,774	113
CC.143	70,940	0	72,395	-800	-1	71,595	72
CC.144	236,880	0	256,763	-3,658	-1	253,105	253
CC.153	29,893	0	32,419	-578	-2	31,841	32
CC.147	68,573	0	74,332	-1,035	-1	73,297	73
CC.149	2,966	0	3,042	0	0	3,042	3
C.1	5,120,495	0	5,172,232	293,474	5	5,465,706	5,466
C.2	0	0	8,594,477	0	0	8,594,477	8,594
C.3	0	0	733,902	0	0	733,902	734
C.4	471,510	0	493,830	33,848	6	527,678	528
C.5	150	0	152	13	8	165	0
C.6	0	0	8,082,478	0	0	8,082,478	8,082
C.7	0	0	394,404	0	0	394,404	394
C.8	6,570,921	0	6,708,917	-95,136	-1	6,613,781	6,614
C.9	362,460	0	379,400	21,371	5	400,771	401
Zone Total	308,326,645	66,842,744	278,528,039	1,059,077		279,587,116	279,587

Zone	Date	KWH from NWISO	Total Unaccounted Load per Subzone
4	May-19	776,730,548	8,279,525

LSE/MUNI	PTID	NAME	CSS Load	Load Mod	Total-load mod w/losses	Unaccounted	Percent	Total - load mod w/losses + unaccounted	Mwh to NWISO
DD.1			300,819,737	108,659,029	212,546,882	12,534,041	6	225,080,923	225,081
DD.2			3,203,974	0	3,473,113	-49,253	-1	3,423,860	3,424
DD.3			199,776	0	216,552	-3,041	-1	213,511	214
DD.4			1,689,270	0	1,831,159	-25,959	-1	1,805,200	1,805
DD.9			718,984	0	771,783	-10,939	-1	760,844	761
DD.11			528,729	0	573,160	-8,126	-1	565,034	565
DD.13			6,910,779	0	7,055,913	431,792	6	7,487,705	7,488
DD.14			1,059,116	0	1,131,867	-16,044	-1	1,115,823	1,116
DD.15			71,765	0	77,794	-1,041	-1	76,753	77
DD.17			127,029,228	0	134,809,974	-1,911,466	-1	132,898,508	132,899
DD.18			140,054,157	0	145,027,969	-2,056,354	-1	142,971,615	142,972
DD.19			28,828,652	0	29,928,287	-424,349	-1	29,503,938	29,504
DD.20			416,619	0	451,606	-6,401	-1	445,205	445
DD.21			40,709	0	44,127	-744	-2	43,383	43
DD.22			3,284,545	0	3,455,588	-48,993	-1	3,406,595	3,407
DD.23			37,245,368	0	40,064,788	-568,074	-1	39,496,714	39,497
DD.24			162,261	0	175,887	-2,492	-1	173,395	173
DD.25			2,886,743	0	3,128,998	-44,358	-1	3,084,640	3,085
DD.26			4,267,061	0	4,623,222	-65,552	-1	4,557,670	4,558
DD.29			194,195	0	198,271	-2,868	-1	195,403	195
DD.30			24,587,941	0	25,670,326	-363,988	-1	25,306,338	25,306
DD.34			462,248	0	501,099	-7,098	-1	494,001	494
DD.35			315,702	0	342,226	-4,859	-1	337,367	337
DD.38			2,773,392	0	3,006,272	-42,619	-1	2,963,653	2,964
DD.39			6,635,727	0	7,148,921	-101,372	-1	7,047,549	7,048
DD.40			281,382	0	305,009	-4,340	-1	300,669	301
DD.42			2,737,711	0	2,795,203	-39,630	-1	2,755,573	2,756
DD.43			1,992,729	0	2,034,574	-28,859	-1	2,005,715	2,006

DD.44		37,830	0	41,006	-744	-2	40,262	40
DD.45		284,539	0	308,438	-4,374	-1	304,064	304
DD.46		888,669	0	963,310	-13,669	-1	949,641	950
DD.47		2,083,173	0	2,258,166	-32,003	-1	2,226,163	2,226
DD.48		1,632,979	0	1,770,156	-25,105	-1	1,745,051	1,745
DD.49		4,966,477	0	5,382,398	-76,317	-1	5,306,081	5,306
DD.51		12,315,013	0	13,348,879	-189,279	-1	13,159,600	13,160
DD.52		122,611	0	125,217	-1,888	-2	123,329	123
DD.53		3,479,100	0	3,769,190	-53,448	-1	3,715,742	3,716
DD.56		445,745	0	483,187	-6,854	-1	476,333	476
DD.57		85,554	0	92,735	-1,289	-1	91,446	91
DD.58		6	0	6	0	0	6	0
DD.59		5	0	5	0	0	5	0
DD.60		8,786	0	9,201	-125	-1	9,076	9
DD.61		0	0	0	0	0	0	0
DD.62		1,265	0	1,326	-21	-2	1,305	1
DD.63		4	0	4	0	0	4	0
DD.64		2,803	0	2,873	-31	-1	2,842	3
DD.65		4,315	0	4,519	-73	-2	4,446	4
DD.66		166	0	170	-2	-1	168	0
DD.68		0	0	0	0	0	0	0
DD.69		6,972,052	0	7,261,374	-102,962	-1	7,158,412	7,158
DD.71		622,512	0	635,558	-9,025	-1	626,533	627
DD.72		181,135	0	196,349	-2,802	-1	193,547	194
DD.73		2,366,859	0	2,416,568	-34,266	-1	2,382,302	2,382
DD.74		2,590,205	0	2,807,671	-39,813	-1	2,767,858	2,768
DD.75		166,719	0	179,867	-2,602	-1	177,265	177
DD.76		110,641	0	119,935	-1,744	-1	118,191	118
DD.78		1,378,999	0	1,494,673	-21,190	-1	1,473,483	1,473
DD.79		143,443	0	155,499	-2,179	-1	153,320	153
DD.80		668,917	0	725,130	-10,270	-1	714,860	715
DD.81		180,097	0	183,764	-2,592	-1	181,172	181
DD.82		721,728	0	736,951	-10,434	-1	726,517	727
DD.83		183,456	0	187,580	-2,548	-1	185,032	185
DD.84		215,834	0	233,968	-3,289	-1	230,679	231
DD.87		123,698	0	134,092	-1,894	-1	132,198	132
DD.89		7,881,933	0	8,374,305	-118,723	-1	8,255,582	8,256
DD.90		1,093,141	0	1,184,968	-16,816	-1	1,168,152	1,168
DD.91		58,905	0	63,851	-820	-1	63,031	63
DD.92		4,962,618	0	5,379,474	-76,285	-1	5,303,189	5,303
DD.93		374,698	0	406,191	-5,767	-1	400,424	400
DD.94		19,641	0	21,308	-63	0	21,245	21
DD.95		38,990,568	0	40,131,550	2,503,732	6	42,635,282	42,635
DD.97		375,191	0	406,699	-5,783	-1	400,916	401
DD.100		517,212	0	560,670	-7,944	-1	552,726	553
DD.101		86,357	0	93,602	-1,278	-1	92,324	92
DD.102		1,488,989	0	1,614,063	-22,891	-1	1,591,172	1,591
DD.103		1,977,696	0	2,143,815	-30,400	-1	2,113,415	2,113
DD.127		6,835,821	0	7,397,601	-104,898	-1	7,292,703	7,293
DD.104		144,695	0	156,857	-2,207	-1	154,650	155
DD.107		746,617	0	809,331	-11,468	-1	797,863	798
DD.109		704,034	0	763,175	-10,821	-1	752,354	752
DD.112		10,827,674	0	11,647,405	-165,141	-1	11,482,264	11,482
DD.113		172,049	0	186,502	-2,651	-1	183,851	184
DD.114		691,165	0	749,215	-10,626	-1	738,589	739
DD.115		40,975	0	44,386	-744	-2	43,642	44
DD.117		189,509	0	205,418	-2,909	-1	202,509	203
D.13		38,139	0	41,360	-742	-2	40,618	41
DD.123		90,558	0	98,183	-1,412	-1	96,771	97
DD.119		189,276	0	205,159	-2,896	-1	202,263	202
DD.120		28,266	0	30,634	-576	-2	30,058	30
DD.122		2,591,325	0	2,808,998	-39,844	-1	2,769,154	2,769
DD.129		44,752	0	48,521	-746	-2	47,775	48
DD.125		131,402	0	142,443	-2,014	-1	140,429	140
DD.126		717,585	0	777,845	-11,022	-1	766,823	767
D.1		0	0	1,089,754	0	0	1,089,754	1,090
D.2		0	0	117,939	0	0	117,939	118
D.3		0	0	0	0	0	0	0
D.4		637	0	650	-20	-3	630	1
D.5		73,818	0	77,301	5,260	6	82,561	83
D.6		185,617	0	187,495	-2,656	-1	184,839	185
D.7		743,971	0	751,596	-10,722	-1	740,874	741
D.8		129,917	0	131,380	-1,837	-1	129,543	130
D.14		2,136,183	0	2,181,044	-30,932	-1	2,150,112	2,150
Zone Total		827,664,769	108,659,029	768,451,023	8,279,520		776,730,543	776,731

Zone	Date	KWH from NYISO	Total Unaccounted Load per Subzone
29	May-19	160,965,659	-2,399,725

LSE/MUNI	PTID	NAME	CSS Load	Load Mod	Total-load mod w/losses	Unaccounted	Percent	Total - load mod w/losses + unaccounted	Mwh to NYISO
EE.1			64,121,874	107,874	69,169,632	-1,250,753	-2	67,918,879	67,919
EE.2			728,933	0	790,161	-11,194	-1	778,967	779
EE.3			8,313	0	9,041	-5	0	9,036	9
EE.4			212,836	0	230,725	-3,248	-1	227,477	227
EE.9			2,843,626	0	3,066,336	-43,454	-1	3,022,882	3,023
EE.11			124,510	0	134,977	-1,886	-1	133,091	133
EE.12			9,424	0	10,223	0	0	10,223	10
EE.14			88,856	0	96,303	-1,442	-2	94,861	95
EE.15			491,844	0	533,157	-7,560	-1	525,597	526
EE.16			297,503	0	322,495	-4,590	-1	317,905	318
EE.17			357,149	0	387,140	-5,470	-1	381,670	382
EE.19			0	0	0	0	0	0	0
EE.20			20,462,858	0	21,673,036	-307,300	-1	21,365,736	21,366
EE.21			6,120,749	0	6,524,231	-92,506	-1	6,431,725	6,432
EE.22			792,262	0	858,822	-12,196	-1	846,626	847
EE.23			26,673	0	28,923	-384	-1	28,539	29
EE.24			4,168	0	4,534	0	0	4,534	5

EE.25	1,894,830	0	2,010,405	-28,512	-1	1,981,893	1,982
EE.26	5,473,722	0	5,843,095	-82,851	-1	5,760,244	5,760
EE.27	973,244	0	1,048,086	-14,875	-1	1,033,211	1,033
EE.28	725,732	0	785,570	-11,140	-1	774,430	774
EE.29	985,116	0	1,067,676	-15,131	-1	1,052,545	1,053
EE.31	5,304,998	0	5,560,318	-56,344	-1	5,503,974	5,504
EE.32	673,392	0	687,558	-5,164	-1	682,394	682
EE.34	81,499	0	83,022	-1,232	-2	81,790	82
EE.35	5,431,176	0	5,545,244	-78,568	-1	5,466,676	5,467
EE.36	2,645,542	0	2,796,409	-39,653	-1	2,756,756	2,757
EE.39	3,225,849	0	3,496,781	-49,574	-1	3,447,207	3,447
EE.40	149,713	0	162,286	-2,294	-1	159,992	160
EE.42	296,301	0	321,171	-4,556	-1	316,615	317
EE.43	1,284,128	0	1,391,993	-19,728	-1	1,372,265	1,372
EE.44	53,476	0	57,970	-790	-1	57,180	57
EE.46	12,001	0	13,007	0	0	13,007	13
EE.47	22,789	0	24,719	-279	-1	24,440	24
EE.48	31,246	0	32,642	-600	-2	32,042	32
EE.49	211,378	0	228,189	-3,244	-1	224,945	225
EE.50	850,873	0	922,344	-13,075	-1	909,269	909
EE.51	210,161	0	227,797	-3,215	-1	224,582	225
EE.52	283,797	0	307,635	-4,356	-1	303,279	303
EE.54	2,630,433	0	2,851,377	-40,437	-1	2,810,940	2,811
EE.55	438,757	0	475,605	-6,737	-1	468,868	469
EE.57	31,946	0	34,669	-671	-2	33,998	34
EE.59	6,823	0	7,570	0	0	7,570	8
EE.60	0	0	0	0	0	0	0
EE.61	0	0	0	0	0	0	0
EE.62	35	0	37	0	0	37	0
EE.63	795,007	0	843,501	-11,964	-1	831,537	832
EE.65	24,612	0	26,687	-362	-1	26,325	26
EE.66	472,484	0	512,170	-7,252	-1	504,918	505
EE.67	8,235	0	8,979	0	0	8,979	9
EE.68	8,750	0	9,505	0	0	9,505	10
EE.70	26,870	0	29,119	-463	-2	28,656	29
EE.71	27,381	0	29,664	-467	-2	29,197	29
EE.72	3,055,555	0	3,291,458	-46,668	-1	3,244,790	3,245
EE.73	39,831	0	43,163	-744	-2	42,419	42
EE.76	12,791	0	13,857	0	0	13,857	14
EE.78	80,476	0	87,198	-1,267	-1	85,931	86
EE.79	254,205	0	275,564	-3,876	-1	271,688	272
EE.80	17,520	0	18,994	0	0	18,994	19
EE.81	485,879	0	526,689	-7,465	-1	519,224	519
EE.82	1,150,076	0	1,243,300	-17,632	-1	1,225,668	1,226
EE.83	2,989,292	0	3,133,794	-31,432	-1	3,102,362	3,102
EE.85	42,584	0	46,172	-744	-2	45,428	45
EE.88	99,414	0	107,752	-1,543	-1	106,209	106
EE.89	312,604	0	338,854	-4,797	-1	334,057	334
EE.90	378,591	0	410,387	-5,829	-1	404,558	405
EE.91	747	0	747	0	0	747	1
EE.115	1,062,896	0	1,149,687	-16,302	-1	1,133,385	1,133
EE.92	27,389	0	29,677	-478	-2	29,199	29
EE.95	19,060	0	20,734	-107	-1	20,627	21
EE.97	196,938	0	213,481	-3,031	-1	210,450	210
EE.100	597,660	0	640,432	-9,079	-1	631,353	631
EE.103	20,045	0	21,798	-150	-1	21,648	22
EE.104	173,498	0	188,076	-2,697	-1	185,379	185
EE.105	1,100	0	1,100	0	0	1,100	1
EE.107	16,288	0	17,661	-10	0	17,651	18
EE.117	221	0	221	0	0	221	0
EE.114	9,670	0	10,445	0	0	10,445	10
EE.109	23,762	0	25,756	-332	-1	25,424	25
EE.110	519	0	519	0	0	519	1
EE.111	14,255	0	15,467	0	0	15,467	15
EE.116	2,872	0	2,886	0	0	2,886	3
EE.112	3,002	0	3,047	0	0	3,047	3
E.1	0	0	8,870,299	0	0	8,870,299	8,870
E.3	0	0	1,333,633	0	0	1,333,633	1,334
Zone Total	143,072,614	107,874	163,365,384	-2,399,705		160,965,679	160,966

Zone	Date	KWH from NYISO	Total Unaccounted Load per Subzone
31	May-19	44,462,219	1,234,490

LSE/MUNI	PTID	NAME	CSS Load	Load Mod	Total-load mod w/losses	Unaccounted	Percent	Total - load mod w/losses + unaccounted	Mwh to NYISO
FF.1			15,138,870	1,737,382	14,577,904	614,824	4	15,192,728	15,193
FF.2			252,306	0	273,488	-3,872	-1	269,616	270
FF.3			67,143	0	72,774	-989	-1	71,785	72
FF.8			1,733	0	1,733	0	0	1,733	2
FF.10			12,757	0	13,828	0	0	13,828	14
FF.12			9,769	0	10,546	0	0	10,546	11
FF.13			1,064,546	0	1,146,338	-16,256	-1	1,130,082	1,130
FF.15			2,892,189	0	3,110,810	-44,099	-1	3,066,711	3,067
FF.16			1,530,175	0	1,658,710	-23,521	-1	1,635,189	1,635
FF.17			98,697	0	107,015	-1,659	-2	105,356	105
FF.18			12,449	0	13,465	0	0	13,465	13
FF.19			66	0	66	0	0	66	0
FF.20			457,406	0	495,834	-7,004	-1	488,830	489
FF.21			20,694	0	22,448	-172	-1	22,276	22
FF.22			310,873	0	336,987	-4,790	-1	332,197	332
FF.23			149,984	0	162,591	-2,272	-1	160,319	160
FF.24			1,658,191	0	1,759,331	-24,950	-1	1,734,381	1,734
FF.25			40,633	0	44,133	-740	-2	43,393	43
FF.26			48,874	0	52,970	-749	-1	52,221	52
FF.29			64,597	0	70,018	-904	-1	69,114	69
FF.30			345,791	0	374,831	-5,308	-1	369,523	370
FF.31			14,825	0	16,064	-1	0	16,063	16
FF.33			4,895	0	5,438	0	0	5,438	5

FF.34		9,220	0	9,980	0	0	9,980	10
FF.35		28,694	0	31,099	-590	-2	30,509	31
FF.36		63,711	0	69,067	-944	-1	68,123	68
FF.37		13,303	0	14,397	0	0	14,397	14
FF.38		14,440	0	15,654	-3	0	15,651	16
FF.40		861,480	0	933,834	-13,246	-1	920,588	921
FF.41		68,231	0	73,961	-1,008	-1	72,953	73
FF.42		10,057	0	10,917	0	0	10,917	11
FF.44		383	0	383	0	0	383	0
FF.45		613	0	657	0	0	657	1
FF.46		28	0	29	0	0	29	0
FF.48		10	0	10	0	0	10	0
FF.49		8	0	8	0	0	8	0
FF.50		0	0	0	0	0	0	0
FF.52		115,340	0	117,729	-1,603	-1	116,126	116
FF.53		8,119	0	8,864	0	0	8,864	9
FF.54		223,670	0	242,436	-3,467	-1	238,969	239
FF.55		10,081	0	10,906	0	0	10,906	11
FF.56		6,768	0	7,471	0	0	7,471	7
FF.58		21,629	0	23,498	-199	-1	23,299	23
FF.59		11,686	0	12,664	0	0	12,664	13
FF.60		127,474	0	138,195	-1,931	-1	136,264	136
FF.61		10,874	0	11,792	0	0	11,792	12
FF.64		4,814	0	5,329	0	0	5,329	5
FF.65		62,054	0	67,237	-883	-1	66,354	66
FF.66		33,497	0	36,330	-706	-2	35,624	36
FF.96		6,004	0	6,708	0	0	6,708	7
FF.67		473,891	0	513,699	-7,287	-1	506,412	506
FF.68		906,415	0	953,233	45,490	5	998,723	999
FF.69		141,908	0	153,830	7,235	4	161,065	161
FF.71		9,507	0	10,304	0	0	10,304	10
FF.74		2,993	0	3,033	0	0	3,033	3
FF.75		1,999	0	1,999	0	0	1,999	2
FF.76		138,148	0	149,765	-2,087	-1	147,678	148
FF.77		1,324	0	1,324	0	0	1,324	1
FF.99		13,483	0	14,634	0	0	14,634	15
FF.78		9,818	0	10,627	0	0	10,627	11
FF.81		3,989	0	4,306	0	0	4,306	4
FF.83		69,673	0	75,522	-1,046	-1	74,476	74
FF.95		179,541	0	193,219	-2,745	-1	190,474	190
FF.87		46,339	0	50,241	-744	-2	49,497	49
FF.88		2,020	0	2,020	0	0	2,020	2
FF.90		4,995	0	5,495	0	0	5,495	5
FF.101		8,912	0	9,669	0	0	9,669	10
FF.92		14,324	0	15,512	0	0	15,512	16
FF.93		1,253	0	1,253	0	0	1,253	1
FF.100		3,060	0	3,132	0	0	3,132	3
FF.97		2,378	0	2,378	0	0	2,378	2
FF.102		504	0	504	0	0	504	1
F.1		14,635,104	0	14,875,553	742,680	5	15,618,233	15,618
Zone Total		42,581,229	1,737,382	43,227,729	1,234,454		44,462,183	44,462
Grand Total		2,490,748,479	202,840,910	2,614,970,729	-18,112,775		2,596,857,954	2,596,858

Zone	Date	KWH from NYISO	Total Unaccounted Load per Subzone							
1	Jun-19	888,240,811	-30,894,278							
LSE/MUNI	PTID	NAME	CSS Load	Load Mod	Total-load mod w/losses	Unaccounted	Percent	Total - load mod w/losses + unaccounted	Mwh to NYISO	
AA.1			261,543,533	77,507	280,903,212	-13,852,474	-5	267,050,738	267,051	
AA.2			1,162,675	0	1,260,337	-19,937	-2	1,240,400	1,240	
AA.136			82,885	0	89,816	-1,434	-2	88,382	88	
AA.3			927,680	0	1,005,617	-15,887	-2	989,730	990	
AA.8			5,732,717	0	6,186,122	-97,799	-2	6,088,323	6,088	
AA.10			608,161	0	659,249	-10,419	-2	648,830	649	
AA.11			2,639,635	0	2,826,197	-44,666	-2	2,781,531	2,782	
AA.12			16,042,439	0	16,979,956	-268,434	-2	16,711,522	16,712	
AA.13			14,865,403	0	15,320,001	-242,191	-2	15,077,810	15,078	
AA.14			3,638,996	0	3,810,033	-60,228	-2	3,749,805	3,750	
AA.16			975,207	0	995,721	-50,729	-5	944,992	945	
AA.17			2,620,948	0	2,790,300	-44,115	-2	2,746,185	2,746	
AA.18			4,949,333	0	5,305,836	-83,876	-2	5,221,960	5,222	
AA.19			4,779,623	0	5,141,529	-81,272	-2	5,060,257	5,060	
AA.21			7,087,917	0	7,464,063	-118,001	-2	7,346,062	7,346	
AA.22			80,960,190	0	86,208,205	-1,362,853	-2	84,845,352	84,845	
AA.23			11,347,526	0	12,109,451	-191,450	-2	11,918,001	11,918	
AA.24			2,305,629	0	2,473,867	-39,125	-2	2,434,742	2,435	
AA.25			3,597,535	0	3,673,098	-58,075	-2	3,615,023	3,615	
AA.26			1,007,543	0	1,082,025	-17,114	-2	1,064,911	1,065	
AA.27			189,778	0	205,725	-3,212	-2	202,513	203	
AA.28			4,051,746	0	4,262,985	-67,381	-2	4,195,604	4,196	
AA.29			34,645,404	0	36,843,944	-582,465	-2	36,261,479	36,261	
AA.30			9,430,622	0	10,172,183	-160,809	-2	10,011,374	10,011	
AA.31			2,436,418	0	2,640,097	-41,736	-2	2,598,361	2,598	
AA.32			1,048,019	0	1,135,533	-17,946	-2	1,117,587	1,118	
AA.34			154,641,733	0	158,538,207	-8,002,520	-5	150,535,687	150,536	
AA.35			56,398,945	0	57,957,756	-2,869,804	-5	55,087,952	55,088	
AA.36			81,485	0	85,143	-1,440	-2	83,703	84	
AA.37			86,985	0	90,975	-1,440	-2	89,535	90	
AA.38			0	0	0	0	0	0	0	
AA.39			168,397	0	176,330	-2,881	-2	173,449	173	
AA.40			205,771	0	215,458	-3,534	-2	211,924	212	
AA.41			14,753	0	15,463	-248	-2	15,215	15	
AA.42			180,156	0	188,591	-2,921	-2	185,670	186	
AA.43			439,224	0	448,526	-7,062	-2	441,464	441	
AA.44			1,102,640	0	1,170,124	-18,499	-2	1,151,625	1,152	
AA.45			1,170,070	0	1,236,742	-55,313	-5	1,181,429	1,181	
AA.46			157,287	0	160,553	-2,653	-2	157,900	158	
AA.47			330,416	0	350,582	-5,497	-2	345,085	345	
AA.48			1,706,391	0	1,791,555	-28,320	-2	1,763,235	1,763	
AA.50			1,363,718	0	1,446,908	-22,876	-2	1,424,032	1,424	
AA.52			15,913,786	0	17,213,232	-272,128	-2	16,941,104	16,941	
AA.53			312,679	0	338,924	-5,365	-2	333,559	334	
AA.56			1,462,703	0	1,585,144	-25,062	-2	1,560,082	1,560	
AA.57			2,940,786	0	3,187,798	-50,403	-2	3,137,395	3,137	
AA.58			116,084	0	125,843	-1,954	-2	123,889	124	
AA.60			36,236	0	39,261	-720	-2	38,541	39	
AA.61			1,979,776	0	2,116,553	-33,446	-2	2,083,107	2,083	
AA.62			91,643	0	99,332	-1,630	-2	97,702	98	
AA.63			150,750	0	161,713	-2,538	-2	159,175	159	
AA.64			279,681	0	300,571	-4,747	-2	295,824	296	
AA.65			343,278	0	367,448	-5,829	-2	361,619	362	
AA.66			991,358	0	1,069,866	-16,919	-2	1,052,947	1,053	
AA.67			798,277	0	856,699	-13,548	-2	843,151	843	
AA.68			655,255	0	710,299	-11,219	-2	699,080	699	
AA.69			3,272,967	0	3,547,890	-56,087	-2	3,491,803	3,492	
AA.70			2,112,790	0	2,230,930	-35,270	-2	2,195,660	2,196	
AA.72			768,528	0	833,091	-13,165	-2	819,926	820	
AA.74			8,253,496	0	8,946,554	-141,442	-2	8,805,112	8,805	
AA.75			0	0	0	0	0	0	0	
AA.76			1,771,668	0	1,920,485	-30,359	-2	1,890,126	1,890	
AA.78			528,255	0	572,629	-9,064	-2	563,565	564	
AA.80			321,453	0	346,466	-5,473	-2	340,993	341	
AA.81			0	0	0	0	0	0	0	
AA.132			202,335	0	219,321	-3,455	-2	215,866	216	
AA.83			95,893	0	103,940	-1,664	-2	102,276	102	
AA.84			28,003	0	28,723	-720	-3	28,003	28	
AA.85			1,866,724	0	2,023,322	-31,987	-2	1,991,335	1,991	
AA.86			3,974	0	4,281	0	0	4,281	4	
AA.87			45,376	0	49,208	-746	-2	48,462	48	
AA.89			76,944	0	83,397	-1,300	-2	82,097	82	
AA.90			89,114	0	96,595	-1,595	-2	95,000	95	
AA.91			16,331,045	0	17,597,903	-278,206	-2	17,319,697	17,320	
AA.92			87,735	0	95,095	-1,592	-2	93,503	94	
AA.95			41,393	0	44,853	-723	-2	44,130	44	
AA.97			543,320	0	588,972	-9,303	-2	579,669	580	
AA.98			600,559	0	644,028	-10,191	-2	633,837	634	
AA.99			19,124	0	20,805	-241	-1	20,564	21	
AA.100			2,680,302	0	2,904,459	-45,927	-2	2,858,532	2,859	
AA.101			28,450,438	0	29,989,413	-474,123	-2	29,515,290	29,515	
AA.102			8,883,768	0	9,310,385	-442,942	-5	8,867,443	8,867	
AA.104			105,585	0	114,455	-1,763	-2	112,692	113	
AA.108			404,211	0	438,165	-6,934	-2	431,231	431	
AA.109			118,368	0	128,327	-1,987	-2	126,340	126	
AA.110			1,674,825	0	1,815,501	-28,698	-2	1,786,803	1,787	
AA.111			1,347,394	0	1,460,575	-23,108	-2	1,437,467	1,437	
AA.138			2,064,242	0	2,221,723	-35,132	-2	2,186,591	2,187	

AA.112	127,333	0	138,029	-2,179	-2	135,850	136
AA.115	65,509	0	70,976	-1,074	-2	69,902	70
AA.117	616,653	0	668,444	-10,562	-2	657,882	658
AA.120	2,551,081	0	2,757,344	-43,600	-2	2,713,744	2,714
AA.123	34,956	0	37,885	-720	-2	37,165	37
AA.124	600,493	0	650,933	-10,308	-2	640,625	641
AA.125	119,691	0	129,747	-2,061	-2	127,686	128
AA.127	124,369	0	134,817	-2,128	-2	132,689	133
AA.140	9,900	0	10,736	-4	0	10,732	11
AA.133	95,226	0	103,233	-1,701	-2	101,532	102
AA.129	413,817	0	448,580	-7,090	-2	441,490	441
AA.130	5,810	0	6,530	0	0	6,530	7
AA.131	1,854,049	0	1,947,300	-30,783	-2	1,916,517	1,917
AA.139	6,582	0	7,302	0	0	7,302	7
AA.135	45,402	0	49,238	-747	-2	48,491	48
AA.137	95	0	95	0	0	95	0
A.1	1,795,993	0	1,846,783	-82,603	-5	1,764,180	1,764
A.2	0	0	16,080,327	0	0	16,080,327	16,080
A.3	0	0	1,410,693	0	0	1,410,693	1,411
A.4	0	0	24,120,026	0	0	24,120,026	24,120
A.5	0	0	0	0	0	0	0
A.6	0	0	16,384,225	0	0	16,384,225	16,384
A.7	0	0	86,602	0	0	86,602	87
A.8	0	0	73,055	-1,389	-2	71,666	72
Zone Total		814,054,613	77,507	919,135,089	-30,894,290	888,240,799	888,241

Zone	Date	KWH from NYISO	Total Unaccounted Load per Subzone
2	Jun-19	530,211,938	-25,533,775

LSE/MUNI	PTID	NAME	CSS Load	Load Mod	Total-load mod w/losses	Unaccounted	Percent	Total - load mod w/losses + unaccounted	Mwh to NYISO
BB.1			245,331,836	23,798,069	239,170,995	-21,053,727	-10	218,117,268	218,117
BB.2			2,487,090	0	2,696,004	-42,618	-2	2,653,386	2,653
BB.3			754,665	0	801,846	-12,682	-2	789,164	789
BB.4			1,052,311	0	1,140,689	-18,033	-2	1,122,656	1,123
BB.9			881,763	0	952,923	-15,072	-2	937,851	938
BB.11			601,836	0	652,387	-10,294	-2	642,093	642
BB.13			294,756	0	319,512	-5,057	-2	314,455	314
BB.15			141,105	0	144,043	-2,227	-2	141,816	142
BB.16			66,888,386	0	71,417,887	-1,129,038	-2	70,288,849	70,289
BB.17			24,835,223	0	26,536,172	-419,511	-2	26,116,661	26,117
BB.18			8,956,361	0	9,286,696	-146,805	-2	9,139,891	9,140
BB.19			370,791	0	401,934	-6,375	-2	395,559	396
BB.20			11,969	0	12,959	0	0	12,959	13
BB.21			14,123,635	0	14,813,394	-234,201	-2	14,579,193	14,579
BB.22			35,524,032	0	37,910,398	-599,318	-2	37,311,080	37,311
BB.23			1,931,063	0	2,091,651	-33,052	-2	2,058,599	2,059
BB.24			1,823,924	0	1,977,126	-31,246	-2	1,945,880	1,946
BB.25			1,708,370	0	1,847,113	-29,204	-2	1,817,909	1,818
BB.29			836,334	0	853,890	-13,476	-2	840,414	840
BB.30			597,828	0	610,401	-9,615	-2	600,786	601
BB.31			0	0	0	0	0	0	0
BB.32			59,148	0	60,595	-877	-1	59,718	60
BB.33			0	0	0	0	0	0	0
BB.34			1,512,684	0	1,544,538	-24,419	-2	1,520,119	1,520
BB.35			0	0	0	0	0	0	0
BB.36			2,056,952	0	2,100,162	-33,201	-2	2,066,961	2,067
BB.37			0	0	0	0	0	0	0
BB.38			1,361,363	0	1,450,217	-22,936	-2	1,427,281	1,427
BB.39			1,040,010	0	1,103,452	-17,432	-2	1,086,020	1,086
BB.41			1,678,586	0	1,819,582	-28,775	-2	1,790,807	1,791
BB.42			260,380	0	282,256	-4,492	-2	277,764	278
BB.45			918,362	0	995,500	-15,742	-2	979,758	980
BB.46			2,662,671	0	2,886,340	-45,625	-2	2,840,715	2,841
BB.47			95,033	0	102,999	-1,657	-2	101,342	101
BB.49			25,293	0	27,429	-511	-2	26,918	27
BB.50			85,462	0	92,634	-1,514	-2	91,120	91
BB.51			406,008	0	440,115	-6,955	-2	433,160	433
BB.52			2,229,117	0	2,416,366	-38,202	-2	2,378,164	2,378
BB.53			255,735	0	277,227	-4,379	-2	272,848	273
BB.54			1,139,206	0	1,221,668	-19,322	-2	1,202,346	1,202
BB.56			995	0	995	0	0	995	1
BB.57			7,097	0	7,594	0	0	7,594	8
BB.58			6,182,265	0	6,701,337	-105,927	-2	6,595,410	6,595
BB.59			1,834,735	0	1,988,859	-31,447	-2	1,957,412	1,957
BB.61			221,096	0	239,660	-3,800	-2	235,860	236
BB.63			51,651	0	56,011	-908	-2	55,103	55
BB.64			228	0	228	0	0	228	0
BB.65			52	0	55	0	0	55	0
BB.66			2,590	0	2,748	-40	-1	2,708	3
BB.67			0	0	0	0	0	0	0
BB.68			0	0	0	0	0	0	0
BB.69			348	0	365	-8	-2	357	0
BB.70			238	0	243	0	0	243	0
BB.71			9,183	0	9,943	0	0	9,943	10
BB.73			107,752	0	116,811	-1,809	-2	115,002	115
BB.74			1,720,971	0	1,757,109	-27,769	-2	1,729,340	1,729
BB.75			1,432,699	0	1,552,809	-24,545	-2	1,528,264	1,528
BB.76			44,238	0	47,958	-740	-2	47,218	47
BB.77			57,176	0	61,990	-940	-2	61,050	61
BB.79			434,600	0	471,109	-7,450	-2	463,659	464
BB.80			97,950	0	106,160	-1,690	-2	104,470	104
BB.81			1,606,343	0	1,737,939	-27,475	-2	1,710,464	1,710
BB.82			87,142	0	94,447	-1,578	-2	92,869	93

BB.85	14,810	0	16,039	-30	0	16,009	16
BB.87	164,958	0	178,817	-2,815	-2	176,002	176
BB.88	299,852	0	325,027	-5,126	-2	319,901	320
BB.89	89,085	0	96,588	-1,568	-2	95,020	95
BB.90	2,082,586	0	2,257,530	-35,694	-2	2,221,836	2,222
BB.92	114,032	0	123,597	-1,942	-2	121,655	122
BB.93	10,032,370	0	10,511,444	-830,698	-9	9,680,746	9,681
BB.95	92,595	0	100,377	-1,633	-2	98,744	99
BB.98	386,667	0	419,142	-6,637	-2	412,505	413
BB.99	252,273	0	273,446	-4,312	-2	269,134	269
BB.100	979,233	0	1,061,482	-16,777	-2	1,044,705	1,045
BB.101	2,323,512	0	2,518,691	-39,817	-2	2,478,874	2,479
BB.126	9,110,751	0	9,848,199	-155,683	-2	9,692,516	9,693
BB.102	126,527	0	137,154	-2,160	-2	134,994	135
BB.105	155,022	0	168,054	-2,672	-2	165,382	165
BB.107	466,786	0	505,989	-8,010	-2	497,979	498
BB.110	1,919,277	0	2,073,401	-32,779	-2	2,040,622	2,041
BB.111	8,139	0	8,864	0	0	8,864	9
BB.112	341,082	0	369,723	-5,844	-2	363,879	364
BB.113	79,747	0	86,430	-1,313	-2	85,117	85
BB.114	202,241	0	206,320	-3,192	-2	203,128	203
BB.116	109,038	0	118,178	-1,826	-2	116,352	116
BB.131	20,168	0	21,905	-261	-1	21,644	22
BB.122	59,428	0	64,402	-1,023	-2	63,379	63
BB.118	90,061	0	97,601	-1,616	-2	95,985	96
BB.119	3,549	0	3,767	0	0	3,767	4
BB.121	880,261	0	934,451	-14,778	-2	919,673	920
BB.129	37,214	0	40,311	-720	-2	39,591	40
BB.124	182,152	0	197,450	-3,110	-2	194,340	194
BB.128	779	0	779	0	0	779	1
BB.127	2,116,400	0	2,160,828	-34,147	-2	2,126,681	2,127
BB.130	227,607	0	246,722	-3,879	-2	242,843	243
B.2	0	0	65,553,059	0	0	65,553,059	65,553
B.3	0	0	9,606,476	0	0	9,606,476	9,606
Zone Total	471,806,839	23,798,069	555,745,713	-25,533,778		530,211,935	530,212

Zone	Date	KWH from NYISO	Total Unaccounted Load per Subzone
3	Jun-19	291,779,286	-17,002,632

LSE/MUNI	PTID	NAME	CSS Load	Load Mod	Total-load mod w/losses	Unaccounted	Percent	Total - load mod w/losses + unaccounted	Mwh to NYISO
CC.1			141,977,137	55,498,446	96,312,246	-11,811,780	-14	84,500,466	84,500
CC.2			2,218,908	0	2,405,310	-38,022	-2	2,367,288	2,367
CC.3			112,334	0	121,773	-1,869	-2	119,904	120
CC.4			782,325	0	848,044	-13,400	-2	834,644	835
CC.9			474,641	0	513,672	-8,125	-2	505,547	506
CC.11			386,634	0	419,098	-6,640	-2	412,458	412
CC.13			592,876	0	642,674	-10,166	-2	632,508	633
CC.14			0	0	0	0	0	0	0
CC.15			3,167,727	0	3,430,250	-54,247	-2	3,376,003	3,376
CC.17			67,494,038	0	71,416,672	-1,129,027	-2	70,287,645	70,288
CC.18			15,025,670	0	16,032,553	-253,448	-2	15,779,105	15,779
CC.19			1,501,843	0	1,627,993	-25,734	-2	1,602,259	1,602
CC.20			825,141	0	894,449	-14,136	-2	880,313	880
CC.21			11,832	0	12,799	0	0	12,799	13
CC.22			2,974,069	0	3,146,410	-49,734	-2	3,096,676	3,097
CC.23			16,072,904	0	17,145,392	-271,066	-2	16,874,326	16,874
CC.24			864,692	0	937,316	-14,806	-2	922,510	923
CC.25			1,849,879	0	2,005,258	-31,704	-2	1,973,554	1,974
CC.26			2,247,583	0	2,395,788	-37,873	-2	2,357,915	2,358
CC.30			56,880	0	58,304	-929	-2	57,375	57
CC.31			121,118	0	123,644	-2,066	-2	121,578	122
CC.32			5,862,480	0	6,232,358	-98,524	-2	6,133,834	6,134
CC.33			3,252	0	3,370	0	0	3,370	3
CC.35			368,307	0	399,248	-6,311	-2	392,937	393
CC.36			207,272	0	224,671	-3,535	-2	221,136	221
CC.37			219,105	0	223,700	-3,533	-2	220,167	220
CC.40			864,039	0	936,607	-14,798	-2	921,809	922
CC.41			3,807,483	0	4,127,305	-65,246	-2	4,062,059	4,062
CC.42			104,548	0	113,314	-1,761	-2	111,553	112
CC.44			19,170	0	20,828	-218	-1	20,610	21
CC.45			59,858	0	64,892	-978	-2	63,914	64
CC.46			0	0	0	0	0	0	0
CC.47			340,056	0	368,621	-5,839	-2	362,782	363
CC.48			2,488,133	0	2,697,139	-42,646	-2	2,654,493	2,654
CC.49			169,875	0	184,154	-2,898	-2	181,256	181
CC.50			404,768	0	438,778	-6,939	-2	431,839	432
CC.52			8,259,837	0	8,953,392	-141,540	-2	8,811,852	8,812
CC.96			1,518,513	0	1,646,056	-26,026	-2	1,620,030	1,620
CC.54			92,915	0	100,727	-1,644	-2	99,083	99
CC.57			68	0	73	0	0	73	0
CC.58			6	0	6	0	0	6	0
CC.59			0	0	0	0	0	0	0
CC.60			0	0	0	0	0	0	0
CC.61			0	0	0	0	0	0	0
CC.62			0	0	0	0	0	0	0
CC.63			0	0	0	0	0	0	0
CC.64			0	0	0	0	0	0	0
CC.65			14	0	14	0	0	14	0
CC.66			0	0	0	0	0	0	0
CC.67			0	0	0	0	0	0	0
CC.68			0	0	0	0	0	0	0
CC.69			0	0	0	0	0	0	0
CC.70			0	0	0	0	0	0	0

CC.71	462	0	508	0	0	508	1
CC.72	123	0	125	-2	-2	123	0
CC.73	1,162	0	1,163	0	0	1,163	1
CC.74	0	0	0	0	0	0	0
CC.75	46	0	46	0	0	46	0
CC.76	167	0	169	-1	-1	168	0
CC.77	13	0	13	0	0	13	0
CC.78	58	0	58	0	0	58	0
CC.79	7	0	7	0	0	7	0
CC.80	25	0	25	0	0	25	0
CC.81	0	0	0	0	0	0	0
CC.82	677	0	705	-4	-1	701	1
CC.83	0	0	0	0	0	0	0
CC.84	86	0	89	0	0	89	0
CC.85	0	0	0	0	0	0	0
CC.86	10	0	10	0	0	10	0
CC.87	5	0	5	0	0	5	0
CC.88	3	0	3	0	0	3	0
CC.89	10	0	10	0	0	10	0
CC.90	5	0	5	0	0	5	0
CC.91	3	0	3	0	0	3	0
CC.92	0	0	0	0	0	0	0
CC.93	0	0	0	0	0	0	0
CC.145	855,398	0	895,599	-14,180	-2	881,419	881
CC.95	70,570	0	76,484	-1,144	-2	75,340	75
CC.97	1,781,954	0	1,931,626	-30,540	-2	1,901,086	1,901
CC.98	57,710	0	62,568	-950	-2	61,618	62
CC.99	86,491	0	93,761	-1,563	-2	92,198	92
CC.101	482,977	0	523,534	-8,272	-2	515,262	515
CC.102	50,328	0	54,539	-857	-2	53,682	54
CC.103	886,331	0	960,787	-15,197	-2	945,590	946
CC.104	122,535	0	132,829	-2,094	-2	130,735	131
CC.107	28,536	0	30,945	-683	-2	30,262	30
CC.109	282,551	0	306,285	-4,852	-2	301,433	301
CC.110	382,620	0	414,764	-6,562	-2	408,202	408
CC.111	75,842	0	82,175	-1,303	-2	80,872	81
CC.112	38,529	0	39,338	-624	-2	38,714	39
CC.113	2,518,101	0	2,729,629	-43,158	-2	2,686,471	2,686
CC.114	631,218	0	684,233	-10,819	-2	673,414	673
CC.115	47,644	0	51,642	-762	-1	50,880	51
CC.151	820,454	0	848,873	-111,035	-15	737,838	738
CC.116	13,309,296	0	13,880,598	-1,617,840	-13	12,262,758	12,263
CC.118	126,180	0	136,793	-2,185	-2	134,608	135
CC.121	67,883	0	73,579	-1,183	-2	72,396	72
CC.122	95,595	0	103,623	-1,665	-2	101,958	102
CC.123	1,157,834	0	1,255,102	-19,848	-2	1,235,254	1,235
CC.124	562,565	0	609,829	-9,627	-2	600,202	600
CC.150	4,032,428	0	4,369,211	-69,080	-2	4,300,131	4,300
CC.125	105,845	0	114,703	-1,774	-2	112,929	113
CC.128	39,770	0	43,126	-728	-2	42,398	42
CC.130	368,106	0	399,035	-6,314	-2	392,721	393
CC.133	860,723	0	933,017	-14,743	-2	918,274	918
CC.134	12,869	0	13,939	0	0	13,939	14
CC.135	300,741	0	325,987	-5,127	-2	320,860	321
CC.136	15,852	0	17,180	-43	0	17,137	17
CC.138	54,807	0	59,415	-916	-2	58,499	58
C.15	35,173	0	38,121	-720	-2	37,401	37
CC.146	6,200	0	6,920	0	0	6,920	7
CC.140	87,230	0	94,551	-1,543	-2	93,008	93
CC.141	4,635	0	5,116	0	0	5,116	5
CC.142	102,120	0	104,338	-1,506	-1	102,832	103
CC.143	41,600	0	42,327	-720	-2	41,607	42
CC.144	380,239	0	412,170	-6,517	-2	405,653	406
CC.153	36,699	0	39,790	-720	-2	39,070	39
CC.147	77,435	0	83,926	-1,334	-2	82,592	83
CC.149	1,931	0	1,931	0	0	1,931	2
C.1	5,069,282	0	5,120,483	-591,488	-13	4,528,995	4,529
C.2	0	0	7,590,797	0	0	7,590,797	7,591
C.3	0	0	1,044,659	0	0	1,044,659	1,045
C.4	424,440	0	444,420	-50,427	-13	393,993	394
C.5	70	0	72	-9	-14	63	0
C.6	0	0	7,383,279	0	0	7,383,279	7,383
C.7	0	0	0	0	0	0	0
C.8	6,415,965	0	6,550,694	-103,566	-2	6,447,128	6,447
C.9	320,780	0	335,734	-41,189	-14	294,545	295
Zone Total		326,884,874	55,498,446	308,781,918	-17,002,622	291,779,296	291,779

Zone	Date	KWH from NWISO	Total Unaccounted Load per Subzone
4	Jun-19	850,717,010	-22,508,020

LSE/MUNI	PTID	NAME	CSS Load	Load Mod	Total-load mod w/losses	Unaccounted	Percent	Total - load mod w/losses + unaccounted	Mwh to NWISO
DD.1			356,294,796	95,600,010	286,536,539	-11,554,017	-4	274,982,522	274,982
DD.2			3,917,172	0	4,246,221	-67,119	-2	4,179,102	4,179
DD.3			196,304	0	212,800	-3,359	-2	209,441	209
DD.4			2,069,527	0	2,243,358	-35,475	-2	2,207,883	2,208
DD.9			747,456	0	803,288	-12,693	-2	790,595	791
DD.11			653,113	0	707,965	-11,195	-2	696,770	697
DD.13			12,545,026	0	12,808,490	-633,649	-5	12,174,841	12,175
DD.14			1,089,164	0	1,164,033	-18,401	-2	1,145,632	1,146
DD.15			63,241	0	68,568	-1,081	-2	67,487	67
DD.17			132,711,436	0	141,007,251	-2,229,187	-2	138,778,064	138,778
DD.18			140,365,601	0	145,423,747	-2,299,006	-2	143,124,741	143,125
DD.19			31,929,988	0	33,171,378	-524,401	-2	32,646,977	32,647

DD.20		583,040	0	632,011	-9,990	-2	622,021	622
DD.21		48,885	0	52,970	-720	-1	52,250	52
DD.22		3,385,303	0	3,565,405	-56,370	-2	3,509,035	3,509
DD.23		38,476,734	0	41,391,090	-654,354	-2	40,736,736	40,737
DD.24		207,294	0	224,712	-3,536	-2	221,176	221
DD.25		3,258,894	0	3,532,427	-55,835	-2	3,476,592	3,477
DD.26		4,553,941	0	4,934,001	-77,989	-2	4,856,012	4,856
DD.29		212,887	0	217,249	-3,410	-2	213,839	214
DD.30		24,498,472	0	25,583,328	-404,449	-2	25,178,879	25,179
DD.34		483,012	0	523,580	-8,277	-2	515,303	515
DD.35		383,008	0	415,176	-6,563	-2	408,613	409
DD.38		3,319,432	0	3,598,261	-56,890	-2	3,541,371	3,541
DD.39		7,030,069	0	7,573,110	-119,721	-2	7,453,389	7,453
DD.40		248,189	0	269,033	-4,247	-2	264,786	265
DD.42		1,471,804	0	1,502,714	-23,761	-2	1,478,953	1,479
DD.43		1,552,388	0	1,584,987	-25,062	-2	1,559,925	1,560
DD.44		48,119	0	52,162	-778	-2	51,384	51
DD.45		351,796	0	381,359	-6,042	-2	375,317	375
DD.46		1,115,477	0	1,209,175	-19,110	-2	1,190,065	1,190
DD.47		2,409,540	0	2,611,936	-41,296	-2	2,570,640	2,571
DD.48		1,737,262	0	1,883,191	-29,781	-2	1,853,410	1,853
DD.49		5,243,689	0	5,683,426	-89,859	-2	5,593,567	5,594
DD.51		15,536,319	0	16,840,658	-266,244	-2	16,574,414	16,574
DD.52		103,134	0	105,313	-1,709	-2	103,604	104
DD.53		3,996,029	0	4,331,107	-68,459	-2	4,262,648	4,263
DD.56		532,388	0	577,122	-9,109	-2	568,013	568
DD.57		93,252	0	101,066	-1,602	-2	99,464	99
DD.58		1,019	0	1,019	0	0	1,019	1
DD.59		0	0	0	0	0	0	0
DD.60		125	0	125	0	0	125	0
DD.61		215	0	225	-5	-2	220	0
DD.62		917	0	960	-14	-1	946	1
DD.63		122	0	122	0	0	122	0
DD.64		2,411	0	2,467	-35	-1	2,432	2
DD.65		48	0	50	-1	-2	49	0
DD.66		0	0	0	0	0	0	0
DD.68		0	0	0	0	0	0	0
DD.69		6,715,124	0	7,029,276	-111,121	-2	6,918,155	6,918
DD.71		0	0	0	0	0	0	0
DD.72		221,952	0	240,599	-3,820	-2	236,779	237
DD.73		2,324,563	0	2,373,378	-37,608	-2	2,335,770	2,336
DD.74		2,991,141	0	3,242,323	-51,247	-2	3,191,076	3,191
DD.75		195,677	0	211,262	-3,332	-2	207,930	208
DD.76		127,763	0	138,501	-2,180	-2	136,321	136
DD.78		1,625,105	0	1,761,427	-27,839	-2	1,733,588	1,734
DD.79		170,262	0	184,570	-2,910	-2	181,660	182
DD.80		786,309	0	852,352	-13,470	-2	838,882	839
DD.81		177,446	0	181,098	-2,783	-2	178,315	178
DD.82		767,016	0	783,185	-12,415	-2	770,770	771
DD.83		184,824	0	188,936	-2,799	-2	186,137	186
DD.84		251,499	0	272,634	-4,303	-2	268,331	268
DD.87		141,476	0	153,352	-2,422	-2	150,930	151
DD.89		8,767,096	0	9,313,168	-147,239	-2	9,165,929	9,166
DD.90		1,283,505	0	1,391,317	-21,988	-2	1,369,329	1,369
DD.91		71,664	0	77,672	-1,226	-2	76,446	76
DD.92		6,170,655	0	6,688,989	-105,741	-2	6,583,248	6,583
DD.93		461,469	0	500,221	-7,915	-2	492,306	492
DD.94		27,523	0	29,861	-510	-2	29,351	29
DD.95		39,039,859	0	40,172,615	-1,898,565	-5	38,274,050	38,274
DD.97		461,870	0	500,671	-7,920	-2	492,751	493
DD.100		635,962	0	689,382	-10,916	-2	678,466	678
DD.101		112,110	0	121,523	-1,884	-2	119,639	120
DD.102		1,896,012	0	2,055,283	-32,494	-2	2,022,789	2,023
DD.103		2,265,733	0	2,456,065	-38,826	-2	2,417,239	2,417
DD.127		7,612,617	0	8,240,074	-130,261	-2	8,109,813	8,110
DD.104		166,060	0	180,003	-2,825	-2	177,178	177
DD.107		940,397	0	1,019,386	-16,109	-2	1,003,277	1,003
DD.109		918,888	0	996,081	-15,737	-2	980,344	980
DD.112		11,615,559	0	12,497,265	-197,567	-2	12,299,698	12,300
DD.113		203,084	0	220,136	-3,464	-2	216,672	217
DD.114		811,977	0	880,176	-13,921	-2	866,255	866
DD.115		38,482	0	41,736	-720	-2	41,016	41
DD.117		219,263	0	237,675	-3,778	-2	233,897	234
D.13		61,703	0	66,884	-1,015	-2	65,869	66
DD.123		105,983	0	114,883	-1,839	-2	113,044	113
DD.119		212,371	0	230,209	-3,642	-2	226,567	227
DD.120		33,987	0	36,869	-720	-2	36,149	36
DD.122		2,995,639	0	3,247,276	-51,336	-2	3,195,940	3,196
DD.129		66,415	0	71,992	-1,070	-2	70,922	71
DD.125		141,309	0	153,182	-2,425	-2	150,757	151
DD.126		938,325	0	1,017,139	-16,075	-2	1,001,064	1,001
D.1		0	0	1,029,304	0	0	1,029,304	1,029
D.2		0	0	0	0	0	0	0
D.3		0	0	0	0	0	0	0
D.4		0	0	0	0	0	0	0
D.5		52,936	0	55,429	-1,688	-3	53,741	54
D.6		83,710	0	84,559	-1,346	-2	83,213	83
D.7		537,391	0	542,819	-8,648	-2	534,171	534
D.8		540,788	0	546,288	-8,689	-2	537,599	538
D.14		2,282,890	0	2,330,830	-36,839	-2	2,293,991	2,294
	Zone Total	911,921,427	95,600,010	873,225,030	-22,507,988		850,717,042	850,717

Zone	Date	KWH from NYISO	Total Unaccounted Load per Subzone
29	Jun-19	164,964,789	-9,675,010

LSE/MUNI	PTID	NAME	CSS Load	Load Mod	Total-load mod w/losses	Unaccounted	Percent	Total - load mod w/losses + unaccounted	Mwh to NYISO
EE.1			73,016,249	160,770	78,704,117	-7,648,043	-11	71,056,074	71,056
EE.2			819,701	0	888,555	-14,048	-2	874,507	875
EE.3			19,405	0	21,104	-259	-1	20,845	21
EE.4			241,656	0	261,962	-4,120	-2	257,842	258
EE.9			2,608,273	0	2,813,111	-44,471	-2	2,768,640	2,769
EE.11			140,094	0	151,856	-2,405	-2	149,451	149
EE.12			10,167	0	11,027	0	0	11,027	11
EE.14			85,228	0	92,386	-1,464	-2	90,922	91
EE.15			519,696	0	563,358	-8,912	-2	554,446	554
EE.16			307,870	0	333,734	-5,246	-2	328,488	328
EE.17			309,344	0	335,340	-5,306	-2	330,034	330
EE.20			21,175,889	0	22,453,683	-354,963	-2	22,098,720	22,099
EE.21			6,512,440	0	6,934,172	-109,627	-2	6,824,545	6,825
EE.22			807,975	0	875,847	-13,846	-2	862,001	862
EE.23			45,427	0	49,247	-783	-2	48,464	48
EE.24			3,972	0	4,278	0	0	4,278	4
EE.25			1,519,434	0	1,612,127	-25,476	-2	1,586,651	1,587
EE.26			5,533,267	0	5,906,860	-93,382	-2	5,813,478	5,813
EE.27			976,186	0	1,051,503	-16,604	-2	1,034,899	1,035
EE.28			796,573	0	861,734	-13,615	-2	848,119	848
EE.29			1,320,335	0	1,431,086	-22,622	-2	1,408,464	1,408
EE.31			5,029,379	0	5,275,423	-481,270	-10	4,794,153	4,794
EE.32			589,678	0	602,044	-51,719	-9	550,325	550
EE.34			80,728	0	82,277	-1,462	-2	80,815	81
EE.35			4,697,568	0	4,796,308	-75,812	-2	4,720,496	4,720
EE.36			2,410,752	0	2,549,275	-40,298	-2	2,508,977	2,509
EE.39			3,445,940	0	3,735,403	-59,055	-2	3,676,348	3,676
EE.40			167,627	0	181,723	-2,877	-2	178,846	179
EE.42			337,771	0	366,156	-5,804	-2	360,352	360
EE.43			1,312,263	0	1,422,505	-22,486	-2	1,400,019	1,400
EE.44			50,542	0	54,770	-854	-2	53,916	54
EE.46			13,955	0	15,092	-10	0	15,082	15
EE.47			23,553	0	25,525	-414	-2	25,111	25
EE.48			38,278	0	40,470	-743	-2	39,727	40
EE.49			276,233	0	297,548	-4,696	-2	292,852	293
EE.50			937,657	0	1,016,412	-16,091	-2	1,000,321	1,000
EE.51			224,324	0	243,146	-3,853	-2	239,293	239
EE.52			329,750	0	357,459	-5,662	-2	351,797	352
EE.54			3,019,144	0	3,272,740	-51,752	-2	3,220,988	3,221
EE.55			495,370	0	536,969	-8,475	-2	528,494	528
EE.57			36,076	0	39,097	-720	-2	38,377	38
EE.59			6,110	0	6,830	0	0	6,830	7
EE.60			0	0	0	0	0	0	0
EE.61			0	0	0	0	0	0	0
EE.62			0	0	0	0	0	0	0
EE.63			829,022	0	879,584	-13,895	-2	865,689	866
EE.65			26,910	0	29,190	-605	-2	28,585	29
EE.66			498,333	0	540,189	-8,549	-2	531,640	532
EE.67			8,782	0	9,525	0	0	9,525	10
EE.68			9,540	0	10,322	0	0	10,322	10
EE.70			30,339	0	32,907	-702	-2	32,205	32
EE.71			30,505	0	33,103	-713	-2	32,390	32
EE.72			3,279,263	0	3,533,120	-55,851	-2	3,477,269	3,477
EE.73			38,888	0	42,172	-721	-2	41,451	41
EE.76			15,174	0	16,450	-27	0	16,423	16
EE.78			90,895	0	98,542	-1,622	-2	96,920	97
EE.79			281,762	0	305,433	-4,832	-2	300,601	301
EE.80			19,710	0	21,470	-320	-2	21,150	21
EE.81			811,744	0	879,929	-13,915	-2	866,014	866
EE.82			1,263,666	0	1,366,361	-21,600	-2	1,344,761	1,345
EE.83			2,836,925	0	2,975,736	-278,156	-10	2,697,580	2,698
EE.85			48,117	0	52,156	-788	-2	51,368	51
EE.88			109,564	0	118,756	-1,851	-2	116,905	117
EE.89			369,396	0	400,429	-6,328	-2	394,101	394
EE.90			432,767	0	469,115	-7,421	-2	461,694	462
EE.91			720	0	720	0	0	720	1
EE.115			1,044,666	0	1,130,180	-17,870	-2	1,112,310	1,112
EE.92			30,384	0	32,999	-720	-2	32,279	32
EE.95			21,499	0	23,285	-315	-1	22,970	23
EE.97			219,967	0	238,448	-3,792	-2	234,656	235
EE.100			636,126	0	680,894	-10,761	-2	670,133	670
EE.103			22,858	0	24,740	-368	-2	24,372	24
EE.104			196,853	0	213,361	-3,370	-2	209,991	210
EE.105			899	0	899	0	0	899	1
EE.107			16,430	0	17,876	-89	-1	17,787	18
EE.117			2,250	0	2,311	0	0	2,311	2
EE.114			10,503	0	11,371	0	0	11,371	11
EE.109			25,711	0	27,894	-536	-2	27,358	27
EE.110			0	0	0	0	0	0	0
EE.111			15,899	0	17,286	-52	0	17,234	17
EE.116			3,773	0	4,035	0	0	4,035	4
EE.112			4,369	0	4,774	0	0	4,774	5
E.1			0	0	8,168,478	0	0	8,168,478	8,168
E.3			0	0	1,951,500	0	0	1,951,500	1,952
Zone Total			153,576,088	160,770	174,639,799	-9,675,014		164,964,785	164,965
Zone	Date	KWH from NYISO	Total Unaccounted Load per Subzone						
31	Jun-19	41,997,529	-732,810						

LSE/MUNI	PTID	NAME	CSS Load	Load Mod	Total-load mod w/losses	Unaccounted	Percent	Total - load mod w/losses + unaccounted	Mwh to NYISO
----------	------	------	----------	----------	-------------------------	-------------	---------	---	--------------

FF.1	16,309,076	1,379,470	16,217,709	-357,732	-2	15,859,977	15,860
FF.2	266,495	0	288,871	-4,601	-2	284,270	284
FF.3	71,121	0	77,061	-1,194	-2	75,867	76
FF.8	1,828	0	1,828	0	0	1,828	2
FF.10	14,075	0	15,213	0	0	15,213	15
FF.12	9,922	0	10,718	0	0	10,718	11
FF.13	950,378	0	1,023,214	-16,173	-2	1,007,041	1,007
FF.15	3,057,460	0	3,293,503	-52,063	-2	3,241,440	3,241
FF.16	1,647,603	0	1,785,990	-28,228	-2	1,757,762	1,758
FF.17	101,439	0	109,973	-1,758	-2	108,215	108
FF.18	11,301	0	12,250	0	0	12,250	12
FF.19	0	0	0	0	0	0	0
FF.20	348,558	0	377,848	-5,975	-2	371,873	372
FF.21	23,403	0	25,367	-434	-2	24,933	25
FF.22	326,389	0	353,784	-5,598	-2	348,186	348
FF.23	128,908	0	139,717	-2,194	-2	137,523	138
FF.24	1,549,065	0	1,643,565	-25,980	-2	1,617,585	1,618
FF.25	37,309	0	40,457	-720	-2	39,737	40
FF.26	53,841	0	58,379	-906	-2	57,473	57
FF.29	69,357	0	75,172	-1,205	-2	73,967	74
FF.30	361,090	0	391,422	-6,193	-2	385,229	385
FF.31	15,455	0	16,764	-30	0	16,734	17
FF.33	4,274	0	4,685	0	0	4,685	5
FF.34	10,271	0	11,123	0	0	11,123	11
FF.35	31,724	0	34,426	-720	-2	33,706	34
FF.36	65,073	0	70,515	-1,067	-2	69,448	69
FF.37	15,959	0	17,298	-68	0	17,230	17
FF.38	19,819	0	21,507	-241	-1	21,266	21
FF.40	982,806	0	1,065,348	-16,829	-2	1,048,519	1,049
FF.41	68,998	0	74,768	-1,163	-2	73,605	74
FF.42	9,499	0	10,262	0	0	10,262	10
FF.44	91	0	91	0	0	91	0
FF.45	0	0	0	0	0	0	0
FF.46	692	0	745	0	0	745	1
FF.48	0	0	0	0	0	0	0
FF.49	33	0	33	0	0	33	0
FF.50	0	0	0	0	0	0	0
FF.52	105,905	0	108,111	-1,635	-2	106,476	106
FF.53	9,535	0	10,327	0	0	10,327	10
FF.54	258,038	0	279,739	-4,450	-2	275,289	275
FF.55	10,018	0	10,849	0	0	10,849	11
FF.56	3,689	0	3,980	0	0	3,980	4
FF.58	24,029	0	25,988	-498	-2	25,490	25
FF.59	14,255	0	15,442	-16	0	15,426	15
FF.60	158,383	0	171,695	-2,780	-2	168,915	169
FF.61	9,013	0	9,762	0	0	9,762	10
FF.64	4,412	0	4,830	0	0	4,830	5
FF.65	61,079	0	66,201	-1,082	-2	65,119	65
FF.66	31,957	0	34,676	-717	-2	33,959	34
FF.96	5,320	0	5,988	0	0	5,988	6
FF.67	511,596	0	554,589	-8,775	-2	545,814	546
FF.68	751,328	0	790,461	-8,254	-1	782,207	782
FF.69	111,833	0	121,225	-1,577	-1	119,648	120
FF.71	10,740	0	11,641	0	0	11,641	12
FF.74	3,157	0	3,263	0	0	3,263	3
FF.75	2,404	0	2,404	0	0	2,404	2
FF.76	161,043	0	174,573	-2,747	-2	171,826	172
FF.77	1,698	0	1,698	0	0	1,698	2
FF.99	15,292	0	16,538	-13	0	16,525	17
FF.78	11,572	0	12,513	0	0	12,513	13
FF.81	4,252	0	4,638	0	0	4,638	5
FF.83	76,967	0	83,446	-1,317	-2	82,129	82
FF.95	172,309	0	185,821	-2,892	-2	182,929	183
FF.87	48,460	0	52,527	-804	-2	51,723	52
FF.88	2,215	0	2,215	0	0	2,215	2
FF.90	5,669	0	6,114	0	0	6,114	6
FF.101	11,366	0	12,313	0	0	12,313	12
FF.92	13,642	0	14,767	-24	0	14,743	15
FF.93	594	0	594	0	0	594	1
FF.100	3,173	0	3,305	0	0	3,305	3
FF.97	2,655	0	2,732	0	0	2,732	3
FF.102	548	0	548	0	0	548	1
F.1	12,456,348	0	12,655,220	-164,178	-1	12,491,042	12,491
Zone Total	41,637,806	1,379,470	42,730,339	-732,831		41,997,508	41,998
Grand Total	2,719,881,647	176,514,272	2,874,257,888	-106,346,523		2,767,911,365	2,767,911

Zone	Date	KWH from NYISO	Total Unaccounted Load per Subzone							
1	Jul-19	1,068,884,610	-6,866,544							
LSE/MUNI	PTID	NAME	CSS Load	Load Mod	Total-load mod w/losses	Unaccounted	Percent	Total - load mod w/losses + unaccounted	Mwh to NYISO	
AA.1			343,923,977	290,995	369,828,877	-379,145	0	369,449,732	369,450	
AA.2			1,484,927	0	1,609,670	-27,184	-2	1,582,486	1,582	
AA.136			92,658	0	100,415	-1,783	-2	98,632	99	
AA.3			1,247,360	0	1,352,147	-22,835	-2	1,329,312	1,329	
AA.8			6,698,951	0	7,226,865	-122,045	-2	7,104,820	7,105	
AA.10			814,049	0	882,428	-14,893	-2	867,535	868	
AA.11			30,718	0	33,291	-561	-2	32,730	33	
AA.12			20,548,970	0	21,784,238	-367,863	-2	21,416,375	21,416	
AA.13			18,049,851	0	18,613,615	-314,318	-2	18,299,297	18,299	
AA.14			3,803,090	0	3,981,837	-67,226	-2	3,914,611	3,915	
AA.16			1,047,808	0	1,069,893	2,043	0	1,071,936	1,072	
AA.17			3,075,933	0	3,274,417	-55,296	-2	3,219,121	3,219	
AA.18			6,433,788	0	6,894,406	-116,432	-2	6,777,974	6,778	
AA.19			4,883,170	0	5,253,810	-88,725	-2	5,165,085	5,165	
AA.21			8,539,659	0	8,992,449	-151,860	-2	8,840,589	8,841	
AA.22			93,221,162	0	99,346,065	-1,677,643	-2	97,668,422	97,668	
AA.23			12,936,406	0	13,836,351	-233,662	-2	13,602,689	13,603	
AA.24			2,499,045	0	2,683,204	-45,325	-2	2,637,879	2,638	
AA.25			3,459,728	0	3,532,382	-59,646	-2	3,472,736	3,473	
AA.26			1,106,600	0	1,189,719	-20,098	-2	1,169,621	1,170	
AA.27			228,517	0	247,716	-4,169	-2	243,547	244	
AA.28			5,086,974	0	5,351,966	-90,376	-2	5,261,590	5,262	
AA.29			38,438,930	0	40,910,253	-690,852	-2	40,219,401	40,219	
AA.30			11,436,510	0	12,340,611	-208,400	-2	12,132,211	12,132	
AA.31			3,153,585	0	3,417,118	-57,699	-2	3,359,419	3,359	
AA.32			1,210,795	0	1,311,877	-22,152	-2	1,289,725	1,290	
AA.34			163,879,699	0	167,980,751	325,926	0	168,306,677	168,307	
AA.35			57,842,713	0	59,446,712	33,785	0	59,480,497	59,480	
AA.36			85,902	0	89,816	-1,488	-2	88,328	88	
AA.37			88,467	0	92,516	-1,489	-2	91,027	91	
AA.38			0	0	0	0	0	0	0	
AA.39			169,749	0	177,858	-2,981	-2	174,877	175	
AA.40			219,683	0	230,039	-3,798	-2	226,241	226	
AA.41			14,759	0	15,477	-245	-2	15,232	15	
AA.42			170,856	0	178,943	-2,976	-2	175,967	176	
AA.43			486,504	0	496,775	-8,403	-2	488,372	488	
AA.44			1,385,016	0	1,469,671	-24,826	-2	1,444,845	1,445	
AA.45			1,373,190	0	1,451,316	13,309	1	1,464,625	1,465	
AA.46			188,294	0	192,255	-3,244	-2	189,011	189	
AA.47			352,742	0	374,244	-6,362	-2	367,882	368	
AA.48			2,093,531	0	2,197,838	-37,121	-2	2,160,717	2,161	
AA.50			1,481,499	0	1,570,930	-26,516	-2	1,544,414	1,544	
AA.52			19,185,431	0	20,754,736	-350,488	-2	20,404,248	20,404	
AA.53			412,485	0	447,137	-7,567	-2	439,570	440	
AA.56			1,943,015	0	2,105,772	-35,565	-2	2,070,207	2,070	
AA.57			3,411,278	0	3,697,833	-62,441	-2	3,635,392	3,635	
AA.58			152,295	0	165,077	-2,785	-2	162,292	162	
AA.60			51,210	0	55,476	-928	-2	54,548	55	
AA.61			2,276,192	0	2,434,223	-41,111	-2	2,393,112	2,393	
AA.62			117,071	0	126,892	-2,114	-2	124,778	125	
AA.63			184,062	0	197,334	-3,317	-2	194,017	194	
AA.64			255,785	0	275,197	-4,644	-2	270,553	271	
AA.65			325,228	0	347,923	-5,866	-2	342,057	342	
AA.66			1,180,998	0	1,273,633	-21,515	-2	1,252,118	1,252	
AA.67			894,043	0	959,208	-16,191	-2	943,017	943	
AA.68			908,390	0	984,707	-16,639	-2	968,068	968	
AA.69			4,291,177	0	4,651,631	-78,545	-2	4,573,086	4,573	
AA.70			2,042,982	0	2,161,777	-36,511	-2	2,125,266	2,125	
AA.72			1,020,390	0	1,106,096	-18,678	-2	1,087,418	1,087	
AA.74			10,948,242	0	11,866,020	-200,388	-2	11,665,632	11,666	
AA.75			0	0	0	0	0	0	0	
AA.76			2,361,038	0	2,559,362	-43,222	-2	2,516,140	2,516	
AA.78			727,546	0	788,675	-13,320	-2	775,355	775	
AA.80			391,448	0	421,745	-7,130	-2	414,615	415	
AA.81			0	0	0	0	0	0	0	
AA.132			237,099	0	257,009	-4,356	-2	252,653	253	
AA.83			125,584	0	136,123	-2,252	-2	133,871	134	
AA.84			0	0	0	0	0	0	0	
AA.85			2,340,400	0	2,536,757	-42,837	-2	2,493,920	2,494	
AA.86			4,784	0	5,258	0	0	5,258	5	
AA.87			58,090	0	62,967	-1,052	-2	61,915	62	
AA.89			97,921	0	106,101	-1,815	-2	104,286	104	
AA.90			126,409	0	137,036	-2,282	-2	134,754	135	
AA.91			19,302,373	0	20,794,121	-351,146	-2	20,442,975	20,443	
AA.92			112,214	0	121,624	-2,043	-2	119,581	120	
AA.95			59,050	0	63,992	-1,059	-2	62,933	63	
AA.97			656,686	0	711,847	-11,992	-2	699,855	700	
AA.98			681,710	0	732,204	-12,377	-2	719,827	720	
AA.99			24,224	0	26,278	-514	-2	25,764	26	
AA.100			4,279,283	0	4,637,836	-78,307	-2	4,559,529	4,560	
AA.101			31,883,810	0	33,678,157	-568,720	-2	33,109,437	33,109	
AA.102			8,866,077	0	9,287,847	28,509	0	9,316,356	9,316	
AA.104			141,101	0	152,954	-2,630	-2	150,324	150	
AA.108			554,566	0	601,129	-10,138	-2	590,991	591	
AA.109			178,210	0	193,175	-3,251	-2	189,924	190	
AA.110			2,245,696	0	2,434,331	-41,105	-2	2,393,226	2,393	
AA.111			1,561,753	0	1,692,939	-28,585	-2	1,664,354	1,664	
AA.138			2,560,404	0	2,756,910	-46,553	-2	2,710,357	2,710	
AA.112			178,337	0	193,325	-3,244	-2	190,081	190	
AA.115			92,939	0	100,736	-1,724	-2	99,012	99	
AA.117			848,937	0	920,238	-15,538	-2	904,700	905	
AA.120			2,943,474	0	3,181,288	-53,719	-2	3,127,569	3,128	

AA.123	51,079	0	55,332	-925	-2	54,407	54
AA.124	831,310	0	901,140	-15,227	-2	885,913	886
AA.125	158,641	0	171,971	-2,935	-2	169,036	169
AA.127	167,699	0	181,791	-3,096	-2	178,695	179
AA.140	18,742	0	20,347	-259	-1	20,088	20
AA.133	103,836	0	112,551	-1,895	-2	110,656	111
AA.129	607,879	0	658,941	-11,130	-2	647,811	648
AA.130	8,056	0	8,800	0	0	8,800	9
AA.131	2,340,983	0	2,458,768	-41,516	-2	2,417,252	2,417
AA.139	9,033	0	9,831	0	0	9,831	10
AA.135	58,151	0	63,029	-1,052	-2	61,977	62
AA.137	170	0	170	0	0	170	0
A.1	2,157,612	0	2,218,615	24,246	1	2,242,861	2,243
A.2	0	0	17,406,290	0	0	17,406,290	17,406
A.3	0	0	2,039,379	0	0	2,039,379	2,039
A.4	0	0	15,968,520	0	0	15,968,520	15,969
A.5	0	0	0	0	0	0	0
A.6	0	0	19,117,168	0	0	19,117,168	19,117
A.7	0	0	337,834	0	0	337,834	338
A.8	0	0	87,280	-473	-1	86,807	87
Zone Total		963,040,393	290,995	1,075,751,154	-6,866,531	1,068,884,623	1,068,885

Zone	Date	KWH from NYISO	Total Unaccounted Load per Subzone
2	Jul-19	667,618,414	-9,181,597

LSE/MUNI	PTID	NAME	CSS Load	Load Mod	Total-load mod w/losses	Unaccounted	Percent	Total - load mod w/losses + unaccounted	Mwh to NYISO
BB.1			309,478,625	23,084,215	309,229,976	-4,563,371	-1	304,666,605	304,667
BB.2			3,216,317	0	3,486,480	-58,878	-2	3,427,602	3,428
BB.3			826,243	0	878,077	-14,840	-2	863,237	863
BB.4			1,474,542	0	1,598,407	-26,982	-2	1,571,425	1,571
BB.9			1,007,814	0	1,089,159	-18,402	-2	1,070,757	1,071
BB.11			799,651	0	866,826	-14,650	-2	852,176	852
BB.13			303,304	0	328,770	-5,547	-2	323,223	323
BB.15			148,019	0	151,136	-2,594	-2	148,542	149
BB.16			75,657,246	0	80,836,587	-1,365,095	-2	79,471,492	79,471
BB.17			29,739,687	0	31,786,254	-536,777	-2	31,249,477	31,249
BB.18			9,939,526	0	10,298,859	-173,917	-2	10,124,942	10,125
BB.19			476,207	0	516,215	-8,713	-2	507,502	508
BB.20			16,197	0	17,553	-139	-1	17,414	17
BB.21			17,399,118	0	18,247,351	-308,151	-2	17,939,200	17,939
BB.22			39,671,179	0	42,328,254	-714,802	-2	41,613,452	41,613
BB.23			2,290,109	0	2,480,644	-41,879	-2	2,438,765	2,439
BB.24			2,245,909	0	2,434,568	-41,111	-2	2,393,457	2,393
BB.25			2,077,513	0	2,245,947	-37,923	-2	2,208,024	2,208
BB.29			931,980	0	951,550	-16,069	-2	935,481	935
BB.30			1,147,464	0	1,171,589	-19,744	-2	1,151,845	1,152
BB.31			0	0	0	0	0	0	0
BB.32			92,646	0	94,640	-1,579	-2	93,061	93
BB.33			0	0	0	0	0	0	0
BB.34			1,603,800	0	1,637,449	-27,659	-2	1,609,790	1,610
BB.35			0	0	0	0	0	0	0
BB.36			2,333,744	0	2,382,730	-40,255	-2	2,342,475	2,342
BB.37			0	0	0	0	0	0	0
BB.38			1,640,363	0	1,747,532	-29,495	-2	1,718,037	1,718
BB.39			1,087,540	0	1,153,866	-19,471	-2	1,134,395	1,134
BB.41			1,911,066	0	2,071,606	-34,983	-2	2,036,623	2,037
BB.42			328,828	0	356,456	-6,004	-2	350,452	350
BB.45			1,153,384	0	1,250,272	-21,104	-2	1,229,168	1,229
BB.46			3,090,138	0	3,349,704	-56,559	-2	3,293,145	3,293
BB.47			120,167	0	130,264	-2,171	-2	128,093	128
BB.49			33,484	0	36,306	-740	-2	35,566	36
BB.50			110,112	0	119,354	-2,013	-2	117,341	117
BB.51			540,666	0	586,092	-9,884	-2	576,208	576
BB.52			2,761,230	0	2,993,172	-50,557	-2	2,942,615	2,943
BB.53			292,264	0	316,817	-5,351	-2	311,466	311
BB.54			1,401,593	0	1,503,793	-25,387	-2	1,478,406	1,478
BB.56			743	0	743	0	0	743	1
BB.57			5,440	0	5,551	0	0	5,551	6
BB.58			7,999,068	0	8,670,742	-146,427	-2	8,524,315	8,524
BB.59			2,480,076	0	2,688,388	-45,414	-2	2,642,974	2,643
BB.61			295,257	0	320,044	-5,406	-2	314,638	315
BB.63			66,304	0	71,881	-1,204	-2	70,677	71
BB.64			966	0	998	0	0	998	1
BB.65			38	0	38	0	0	38	0
BB.66			20,733	0	21,924	-360	-2	21,564	22
BB.67			0	0	0	0	0	0	0
BB.68			0	0	0	0	0	0	0
BB.69			13,591	0	14,228	-249	-2	13,979	14
BB.70			12,105	0	12,357	-194	-2	12,163	12
BB.71			10,727	0	11,627	0	0	11,627	12
BB.73			143,085	0	155,104	-2,639	-2	152,465	152
BB.74			1,878,298	0	1,917,735	-32,385	-2	1,885,350	1,885
BB.75			1,771,118	0	1,919,664	-32,414	-2	1,887,250	1,887
BB.76			56,056	0	60,774	-1,015	-2	59,759	60
BB.77			75,761	0	82,110	-1,370	-2	80,740	81
BB.79			562,911	0	610,198	-10,314	-2	599,884	600
BB.80			134,058	0	145,313	-2,449	-2	142,864	143
BB.81			1,883,792	0	2,038,357	-34,421	-2	2,003,936	2,004
BB.82			104,731	0	113,506	-1,933	-2	111,573	112
BB.85			28,312	0	30,711	-610	-2	30,101	30
BB.87			191,369	0	207,438	-3,509	-2	203,929	204
BB.88			362,098	0	392,521	-6,642	-2	385,879	386
BB.89			83,544	0	90,563	-1,529	-2	89,034	89
BB.90			2,802,575	0	3,037,993	-51,300	-2	2,986,693	2,987
BB.92			132,419	0	143,550	-2,420	-2	141,130	141
BB.93			9,778,856	0	10,236,614	-75,685	-1	10,160,929	10,161
BB.95			118,573	0	128,498	-2,133	-2	126,365	126

BB.98	505,003	0	547,419	-9,246	-2	538,173	538
BB.99	354,537	0	384,314	-6,498	-2	377,816	378
BB.100	1,240,899	0	1,345,149	-22,710	-2	1,322,439	1,322
BB.101	2,779,364	0	3,012,818	-50,874	-2	2,961,944	2,962
BB.126	10,919,501	0	11,803,715	-199,333	-2	11,604,382	11,604
BB.102	166,944	0	180,979	-3,084	-2	177,895	178
BB.105	225,079	0	243,979	-4,113	-2	239,866	240
BB.107	618,775	0	670,766	-11,338	-2	659,428	659
BB.110	2,440,383	0	2,636,516	-44,522	-2	2,591,994	2,592
BB.111	12,568	0	13,598	-6	0	13,592	14
BB.112	445,616	0	483,053	-8,164	-2	474,889	475
BB.113	98,470	0	106,728	-1,861	-2	104,867	105
BB.114	275,455	0	281,279	-4,828	-2	276,451	276
BB.116	137,893	0	149,498	-2,547	-2	146,951	147
BB.131	30,622	0	33,240	-709	-2	32,531	33
BB.122	61,275	0	66,423	-1,097	-2	65,326	65
BB.118	116,460	0	126,236	-2,109	-2	124,127	124
BB.119	5,025	0	5,536	0	0	5,536	6
BB.121	1,148,045	0	1,218,649	-20,570	-2	1,198,079	1,198
BB.129	45,700	0	49,540	-829	-2	48,711	49
BB.124	233,471	0	253,087	-4,249	-2	248,838	249
BB.128	1,998	0	1,998	0	0	1,998	2
BB.127	750,260	0	766,014	-12,926	-2	753,088	753
BB.130	281,549	0	305,196	-5,166	-2	300,030	300
B.2	0	0	73,750,502	0	0	73,750,502	73,751
B.3	0	0	14,560,354	0	0	14,560,354	14,560
Zone Total	571,255,171	23,084,215	676,800,011	-9,181,597		667,618,414	667,618

Zone	Date	KWH from NYISO	Total Unaccounted Load per Subzone
3	Jul-19	396,464,353	-1,057,157

LSE/MUNI	PTID	NAME	CSS Load	Load Mod	Total-load mod w/losses	Unaccounted	Percent	Total - load mod w/losses + unaccounted	Mwh to NYISO
CC.1			179,774,640	34,980,451	158,468,247	1,936,555	1	160,404,802	160,405
CC.2			2,766,481	0	2,998,878	-50,670	-2	2,948,208	2,948
CC.3			128,774	0	139,581	-2,396	-2	137,185	137
CC.4			1,022,397	0	1,108,286	-18,719	-2	1,089,567	1,090
CC.9			560,403	0	606,318	-10,229	-2	596,089	596
CC.11			494,238	0	535,745	-9,046	-2	526,699	527
CC.13			658,643	0	713,959	-12,065	-2	701,894	702
CC.14			7	0	8	0	0	8	0
CC.15			2,812,215	0	3,044,901	-51,416	-2	2,993,485	2,993
CC.17			75,336,328	0	79,804,268	-1,347,662	-2	78,456,606	78,457
CC.18			18,494,578	0	19,695,131	-332,603	-2	19,362,528	19,363
CC.19			1,715,043	0	1,859,120	-31,399	-2	1,827,721	1,828
CC.20			955,528	0	1,035,788	-17,474	-2	1,018,314	1,018
CC.21			14,544	0	15,732	-66	0	15,666	16
CC.22			3,893,069	0	4,117,022	-69,532	-2	4,047,490	4,047
CC.23			16,103,862	0	17,207,526	-290,601	-2	16,916,925	16,917
CC.24			1,019,967	0	1,105,648	-18,683	-2	1,086,965	1,087
CC.25			2,253,680	0	2,442,987	-41,261	-2	2,401,726	2,402
CC.26			2,645,700	0	2,823,311	-47,668	-2	2,775,643	2,776
CC.30			65,928	0	67,548	-1,040	-2	66,508	67
CC.31			128,127	0	130,855	-2,234	-2	128,621	129
CC.32			6,664,451	0	7,084,013	-119,619	-2	6,964,394	6,964
CC.33			2,589	0	2,590	0	0	2,590	3
CC.35			447,376	0	484,955	-8,202	-2	476,753	477
CC.36			260,211	0	282,070	-4,782	-2	277,288	277
CC.37			279,341	0	285,214	-4,813	-2	280,401	280
CC.40			1,054,271	0	1,142,835	-19,291	-2	1,123,544	1,124
CC.41			4,477,199	0	4,853,284	-81,958	-2	4,771,326	4,771
CC.42			125,625	0	136,169	-2,268	-2	133,901	134
CC.44			23,785	0	25,800	-466	-2	25,334	25
CC.45			75,002	0	81,285	-1,357	-2	79,928	80
CC.47			417,725	0	452,813	-7,671	-2	445,142	445
CC.48			3,177,240	0	3,444,120	-58,159	-2	3,385,961	3,386
CC.49			191,486	0	207,583	-3,476	-2	204,107	204
CC.50			494,721	0	536,287	-9,043	-2	527,244	527
CC.52			10,313,427	0	11,179,448	-188,775	-2	10,990,673	10,991
CC.96			1,913,257	0	2,073,957	-35,029	-2	2,038,928	2,039
CC.54			117,609	0	127,482	-2,129	-2	125,353	125
CC.57			0	0	0	0	0	0	0
CC.58			11	0	11	0	0	11	0
CC.59			32	0	34	0	0	34	0
CC.60			74	0	78	0	0	78	0
CC.61			0	0	0	0	0	0	0
CC.62			1,869	0	1,966	0	0	1,966	2
CC.63			51	0	54	0	0	54	0
CC.64			11	0	11	0	0	11	0
CC.65			0	0	0	0	0	0	0
CC.66			22	0	23	0	0	23	0
CC.67			121	0	128	0	0	128	0
CC.68			371	0	371	0	0	371	0
CC.69			3	0	3	0	0	3	0
CC.70			18	0	18	0	0	18	0
CC.71			6,486	0	7,141	0	0	7,141	7
CC.72			0	0	0	0	0	0	0
CC.73			652	0	669	0	0	669	1
CC.74			6	0	6	0	0	6	0
CC.75			35	0	35	0	0	35	0
CC.76			177	0	181	-4	-2	177	0
CC.77			0	0	0	0	0	0	0
CC.78			7	0	7	0	0	7	0
CC.79			0	0	0	0	0	0	0
CC.80			1,567	0	1,595	0	0	1,595	2
CC.81			7,265	0	7,489	-212	-3	7,277	7
CC.82			138	0	141	0	0	141	0
CC.83			25	0	25	0	0	25	0

CC.84	376	0	402	0	0	402	0
CC.85	294	0	318	0	0	318	0
CC.86	246	0	257	-4	-2	253	0
CC.87	19	0	19	0	0	19	0
CC.88	13	0	13	0	0	13	0
CC.89	6	0	6	0	0	6	0
CC.90	11	0	11	0	0	11	0
CC.91	7	0	7	0	0	7	0
CC.92	2	0	2	0	0	2	0
CC.93	0	0	0	0	0	0	0
CC.145	987,293	0	1,033,714	-17,452	-2	1,016,262	1,016
CC.95	88,076	0	95,443	-1,637	-2	93,806	94
CC.97	2,154,025	0	2,334,971	-39,428	-2	2,295,543	2,296
CC.98	73,597	0	79,729	-1,331	-2	78,398	78
CC.99	110,521	0	119,800	-2,020	-2	117,780	118
CC.101	604,117	0	654,860	-11,053	-2	643,807	644
CC.102	66,564	0	72,161	-1,165	-2	70,996	71
CC.103	1,040,879	0	1,128,313	-19,057	-2	1,109,256	1,109
CC.104	152,802	0	165,641	-2,793	-2	162,848	163
CC.107	32,190	0	34,913	-744	-2	34,169	34
CC.109	360,623	0	390,920	-6,613	-2	384,307	384
CC.110	458,336	0	496,829	-8,373	-2	488,456	488
CC.111	99,854	0	108,252	-1,848	-2	106,404	106
CC.112	46,305	0	47,273	-791	-2	46,482	46
CC.113	3,298,065	0	3,575,097	-60,380	-2	3,514,717	3,515
CC.114	705,372	0	764,631	-12,918	-2	751,713	752
CC.115	51,499	0	55,828	-873	-2	54,955	55
CC.151	869,121	0	898,912	25,808	3	924,720	925
CC.116	12,204,492	0	12,738,032	224,349	2	12,962,381	12,962
CC.118	152,837	0	165,685	-2,778	-2	162,907	163
CC.121	86,319	0	93,537	-1,619	-2	91,918	92
CC.122	123,876	0	134,292	-2,223	-2	132,069	132
CC.123	1,417,044	0	1,536,076	-25,930	-2	1,510,146	1,510
CC.124	663,414	0	719,135	-12,132	-2	707,003	707
CC.150	4,620,480	0	5,006,148	-84,543	-2	4,921,605	4,922
CC.125	132,980	0	144,172	-2,424	-2	141,748	142
CC.128	52,746	0	57,167	-945	-2	56,222	56
CC.130	462,862	0	501,735	-8,475	-2	493,260	493
CC.133	948,842	0	1,028,548	-17,379	-2	1,011,169	1,011
CC.134	17,037	0	18,501	-169	-1	18,332	18
CC.135	374,685	0	406,146	-6,874	-2	399,272	399
CC.136	19,775	0	21,496	-349	-2	21,147	21
CC.138	63,476	0	68,786	-1,105	-2	67,681	68
C.15	46,941	0	50,861	-879	-2	49,982	50
CC.146	7,539	0	8,283	0	0	8,283	8
CC.140	104,471	0	113,257	-1,922	-2	111,335	111
CC.141	5,592	0	6,188	0	0	6,188	6
CC.142	134,496	0	137,349	-2,216	-2	135,133	135
CC.143	10,820	0	11,013	-193	-2	10,820	11
CC.144	429,656	0	465,748	-7,849	-2	457,899	458
CC.153	43,611	0	47,276	-817	-2	46,459	46
CC.147	106,827	0	115,801	-1,963	-2	113,838	114
CC.149	2,988	0	3,047	0	0	3,047	3
C.1	4,789,796	0	4,838,193	135,170	3	4,973,363	4,973
C.2	0	0	8,803,989	0	0	8,803,989	8,804
C.3	0	0	1,450,105	0	0	1,450,105	1,450
C.4	412,362	0	431,892	17,093	4	448,985	449
C.5	280	0	280	-45	-19	235	0
C.6	0	0	8,347,023	0	0	8,347,023	8,347
C.7	0	0	0	0	0	0	0
C.8	7,162,557	0	7,312,960	-123,485	-2	7,189,475	7,189
C.9	324,580	0	339,717	674	0	340,391	340
Zone Total	387,022,002	34,980,451	397,521,510	-1,057,163		396,464,347	396,464

Zone	Date	KWH from NYISO	Total Unaccounted Load per Subzone
4	Jul-19	1,125,283,515	18,096,598

LSE/MUNI	PTID	NAME	CSS Load	Load Mod	Total-load mod w/losses	Unaccounted	Percent	Total - load mod w/losses + unaccounted	Mwh to NYISO
DD.1			464,176,519	48,491,185	451,902,745	25,321,696	5	477,224,441	477,224
DD.2			5,121,813	0	5,552,061	-93,745	-2	5,458,316	5,458
DD.3			210,410	0	228,090	-3,874	-2	224,216	224
DD.4			2,734,801	0	2,964,522	-50,064	-2	2,914,458	2,914
DD.9			899,580	0	966,253	-16,316	-2	949,937	950
DD.11			882,511	0	956,629	-16,146	-2	940,483	940
DD.13			10,590,984	0	10,813,395	437,632	4	11,251,027	11,251
DD.14			1,248,465	0	1,334,168	-22,532	-2	1,311,636	1,312
DD.15			51,904	0	56,228	-943	-2	55,285	55
DD.17			151,582,810	0	161,105,708	-2,720,588	-2	158,385,120	158,385
DD.18			152,853,856	0	158,443,812	-2,675,646	-2	155,768,166	155,768
DD.19			34,461,846	0	35,763,690	-603,932	-2	35,159,758	35,160
DD.20			821,513	0	890,514	-15,049	-2	875,465	875
DD.21			57,863	0	62,708	-1,062	-2	61,646	62
DD.22			4,106,358	0	4,326,330	-73,049	-2	4,253,281	4,253
DD.23			41,471,320	0	44,621,090	-753,522	-2	43,867,568	43,868
DD.24			270,906	0	293,666	-4,973	-2	288,693	289
DD.25			4,025,703	0	4,363,710	-73,704	-2	4,290,006	4,290
DD.26			5,175,956	0	5,607,992	-94,704	-2	5,513,288	5,513
DD.29			103,675	0	105,846	-1,770	-2	104,076	104
DD.30			27,992,116	0	29,224,518	-493,516	-2	28,731,002	28,731
DD.34			555,772	0	602,451	-10,175	-2	592,276	592
DD.35			489,824	0	530,992	-8,937	-2	522,055	522
DD.38			4,329,362	0	4,693,019	-79,248	-2	4,613,771	4,614
DD.39			8,041,435	0	8,662,488	-146,281	-2	8,516,207	8,516
DD.40			310,129	0	336,184	-5,675	-2	330,509	331
DD.42			630,457	0	643,694	-10,868	-2	632,826	633
DD.43			1,219,924	0	1,245,541	-21,037	-2	1,224,504	1,225
DD.44			63,939	0	69,299	-1,123	-2	68,176	68

DD.45		461,112	0	499,835	-8,451	-2	491,384	491
DD.46		1,441,664	0	1,562,773	-26,398	-2	1,536,375	1,536
DD.47		3,015,637	0	3,268,943	-55,195	-2	3,213,748	3,214
DD.48		1,990,460	0	2,157,650	-36,424	-2	2,121,226	2,121
DD.49		6,210,091	0	6,730,631	-113,665	-2	6,616,966	6,617
DD.51		20,485,546	0	22,205,436	-374,980	-2	21,830,456	21,830
DD.52		139,542	0	142,495	-2,386	-2	140,109	140
DD.53		4,930,556	0	5,344,731	-90,256	-2	5,254,475	5,254
DD.56		716,422	0	776,591	-13,120	-2	763,471	763
DD.57		91,629	0	99,315	-1,701	-2	97,614	98
DD.58		5,825	0	5,825	0	0	5,825	6
DD.59		2,626	0	2,626	0	0	2,626	3
DD.60		9	0	9	0	0	9	0
DD.61		266	0	280	-5	-2	275	0
DD.62		5,149	0	5,399	-72	-1	5,327	5
DD.64		5,641	0	5,790	-98	-2	5,692	6
DD.65		55	0	58	-1	-2	57	0
DD.66		0	0	0	0	0	0	0
DD.68		26	0	27	0	0	27	0
DD.69		7,743,276	0	8,110,690	-136,980	-2	7,973,710	7,974
DD.71		0	0	0	0	0	0	0
DD.72		297,369	0	322,346	-5,443	-2	316,903	317
DD.74		3,892,998	0	4,219,907	-71,275	-2	4,148,632	4,149
DD.75		245,975	0	265,699	-4,465	-2	261,234	261
DD.76		161,042	0	174,571	-2,950	-2	171,621	172
DD.78		2,017,412	0	2,186,643	-36,931	-2	2,149,712	2,150
DD.79		230,977	0	250,365	-4,174	-2	246,191	246
DD.80		956,994	0	1,037,386	-17,519	-2	1,019,867	1,020
DD.81		204,975	0	209,303	-3,577	-2	205,726	206
DD.82		1,219,104	0	1,244,715	-20,986	-2	1,223,729	1,224
DD.83		220,968	0	225,746	-3,845	-2	221,901	222
DD.84		328,741	0	356,348	-6,006	-2	350,342	350
DD.87		189,073	0	204,948	-3,435	-2	201,513	202
DD.89		10,531,510	0	11,188,342	-188,939	-2	10,999,403	10,999
DD.90		1,491,329	0	1,616,597	-27,290	-2	1,589,307	1,589
DD.91		90,737	0	98,379	-1,688	-2	96,691	97
DD.92		8,358,465	0	9,060,576	-152,996	-2	8,907,580	8,908
DD.93		618,866	0	670,852	-11,321	-2	659,531	660
DD.94		46,157	0	50,042	-816	-2	49,226	49
DD.95		38,933,955	0	40,062,053	2,516,677	6	42,578,730	42,579
DD.97		600,390	0	650,808	-10,986	-2	639,822	640
DD.100		823,262	0	892,427	-15,077	-2	877,350	877
DD.101		153,506	0	166,400	-2,808	-2	163,592	164
DD.102		2,416,559	0	2,619,558	-44,226	-2	2,575,332	2,575
DD.103		2,817,364	0	3,054,031	-51,564	-2	3,002,467	3,002
DD.127		9,104,743	0	9,856,791	-166,431	-2	9,690,360	9,690
DD.104		215,322	0	233,430	-3,971	-2	229,459	229
DD.107		1,263,674	0	1,369,819	-23,134	-2	1,346,685	1,347
DD.109		1,199,436	0	1,300,196	-21,952	-2	1,278,244	1,278
DD.112		12,988,858	0	13,967,958	-235,886	-2	13,732,072	13,732
DD.113		264,869	0	287,132	-4,847	-2	282,285	282
DD.114		1,085,245	0	1,176,425	-19,871	-2	1,156,554	1,157
DD.115		50,242	0	54,449	-880	-2	53,569	54
DD.117		282,264	0	305,974	-5,153	-2	300,821	301
D.13		87,769	0	95,133	-1,633	-2	93,500	94
DD.123		130,437	0	141,399	-2,374	-2	139,025	139
DD.119		266,115	0	288,487	-4,873	-2	283,614	284
DD.120		45,736	0	49,571	-824	-2	48,747	49
DD.122		3,578,991	0	3,879,634	-65,518	-2	3,814,116	3,814
DD.129		80,841	0	87,638	-1,498	-2	86,140	86
DD.125		168,500	0	182,657	-3,111	-2	179,546	180
DD.126		1,268,175	0	1,374,705	-23,224	-2	1,351,481	1,351
D.1		0	0	1,177,724	0	0	1,177,724	1,178
D.2		0	0	559	0	0	559	1
D.3		308	0	316	0	0	316	0
D.4		2,415	0	2,472	663	21	3,135	3
D.5		63,548	0	66,559	5,251	7	71,810	72
D.6		0	0	0	0	0	0	0
D.7		157,655	0	159,280	-2,704	-2	156,576	157
D.8		40,740	0	41,148	-692	-2	40,456	40
D.14		2,911,824	0	2,972,972	-50,211	-2	2,922,761	2,923
Zone Total		1,083,832,718	48,491,185	1,107,186,917	18,096,604		1,125,283,521	1,125,284

Zone	Date	KWH from NYISO	Total Unaccounted Load per Subzone
29	Jul-19	210,288,022	-3,003,626

LSE/MUNI	PTID	NAME	CSS Load	Load Mod	Total-load mod w/losses	Unaccounted	Percent	Total - load mod w/losses + unaccounted	Mwh to NYISO
EE.1			94,645,306	134,166	102,056,511	-1,423,236	-1	100,633,275	100,633
EE.2			1,050,607	0	1,138,857	-19,240	-2	1,119,617	1,120
EE.3			20,987	0	22,822	-399	-2	22,423	22
EE.4			320,323	0	347,226	-5,871	-2	341,355	341
EE.9			2,563,491	0	2,766,011	-46,701	-2	2,719,310	2,719
EE.11			180,804	0	195,983	-3,277	-2	192,706	193
EE.12			11,648	0	12,609	0	0	12,609	13
EE.14			91,023	0	98,672	-1,663	-2	97,009	97
EE.15			633,240	0	686,437	-11,590	-2	674,847	675
EE.16			348,474	0	377,754	-6,354	-2	371,400	371
EE.17			277,421	0	300,721	-5,061	-2	295,660	296
EE.20			24,220,413	0	25,707,658	-434,115	-2	25,273,543	25,274
EE.21			7,379,699	0	7,850,067	-132,568	-2	7,717,499	7,717
EE.22			865,912	0	938,638	-15,861	-2	922,777	923
EE.23			54,974	0	59,566	-990	-2	58,576	59
EE.24			5,094	0	5,613	0	0	5,613	6
EE.25			2,074,229	0	2,200,750	-37,172	-2	2,163,578	2,164
EE.26			5,895,732	0	6,295,250	-106,301	-2	6,188,949	6,189
EE.27			1,103,854	0	1,189,064	-20,076	-2	1,168,988	1,169
EE.28			973,001	0	1,052,615	-17,760	-2	1,034,855	1,035

EE.29	1,577,849	0	1,710,239	-28,879	-2	1,681,360	1,681
EE.31	5,180,360	0	5,438,740	-58,622	-1	5,380,118	5,380
EE.32	560,324	0	572,101	-13,647	-2	558,454	558
EE.34	89,001	0	90,715	-1,530	-2	89,185	89
EE.35	4,829,184	0	4,930,652	-83,239	-2	4,847,413	4,847
EE.36	2,671,427	0	2,824,156	-47,688	-2	2,776,468	2,776
EE.39	3,969,684	0	4,303,135	-72,660	-2	4,230,475	4,230
EE.40	211,208	0	228,948	-3,880	-2	225,068	225
EE.42	444,482	0	481,802	-8,151	-2	473,651	474
EE.43	1,557,855	0	1,688,702	-28,531	-2	1,660,171	1,660
EE.44	64,986	0	70,433	-1,133	-2	69,300	69
EE.46	18,914	0	20,547	-269	-1	20,278	20
EE.47	29,279	0	31,749	-684	-2	31,065	31
EE.48	47,172	0	49,808	-832	-2	48,976	49
EE.49	361,565	0	389,304	-6,576	-2	382,728	383
EE.50	1,185,943	0	1,285,560	-21,698	-2	1,263,862	1,264
EE.51	246,505	0	267,184	-4,520	-2	262,664	263
EE.52	423,768	0	459,369	-7,756	-2	451,613	452
EE.54	3,868,976	0	4,193,952	-70,829	-2	4,123,123	4,123
EE.55	650,696	0	705,358	-11,915	-2	693,443	693
EE.57	46,490	0	50,390	-850	-2	49,540	50
EE.59	5,457	0	6,031	0	0	6,031	6
EE.60	1	0	1	0	0	1	0
EE.61	0	0	0	0	0	0	0
EE.62	1,574	0	1,655	0	0	1,655	2
EE.63	807,843	0	857,113	-14,479	-2	842,634	843
EE.65	34,230	0	37,098	-744	-2	36,354	36
EE.66	615,206	0	666,876	-11,244	-2	655,632	656
EE.67	11,922	0	12,926	0	0	12,926	13
EE.68	11,852	0	12,858	0	0	12,858	13
EE.70	39,458	0	42,757	-752	-2	42,005	42
EE.71	41,262	0	44,708	-779	-2	43,929	44
EE.72	3,676,210	0	3,961,355	-66,894	-2	3,894,461	3,894
EE.73	45,531	0	49,373	-856	-2	48,517	49
EE.76	24,677	0	26,755	-494	-2	26,261	26
EE.78	108,022	0	117,089	-1,978	-2	115,111	115
EE.79	341,726	0	370,418	-6,239	-2	364,179	364
EE.80	23,797	0	25,820	-490	-2	25,330	25
EE.81	1,275,140	0	1,382,247	-23,344	-2	1,358,903	1,359
EE.82	1,515,305	0	1,638,346	-27,659	-2	1,610,687	1,611
EE.83	2,878,173	0	3,018,703	-16,153	-1	3,002,550	3,003
EE.85	63,697	0	69,034	-1,104	-2	67,930	68
EE.88	146,251	0	158,553	-2,699	-2	155,854	156
EE.89	491,661	0	532,949	-9,010	-2	523,939	524
EE.90	556,821	0	603,579	-10,189	-2	593,390	593
EE.91	728	0	728	0	0	728	1
EE.115	1,033,464	0	1,118,256	-18,889	-2	1,099,367	1,099
EE.92	37,901	0	41,092	-744	-2	40,348	40
EE.95	27,559	0	29,851	-615	-2	29,236	29
EE.97	291,600	0	316,085	-5,320	-2	310,765	311
EE.100	778,338	0	831,716	-14,060	-2	817,656	818
EE.103	29,189	0	31,661	-689	-2	30,972	31
EE.104	257,387	0	278,999	-4,746	-2	274,253	274
EE.105	935	0	935	0	0	935	1
EE.107	19,257	0	20,919	-288	-1	20,631	21
EE.117	6,751	0	7,418	0	0	7,418	7
EE.114	9,645	0	10,482	0	0	10,482	10
EE.109	33,644	0	36,476	-744	-2	35,732	36
EE.110	0	0	0	0	0	0	0
EE.111	19,575	0	21,252	-280	-1	20,972	21
EE.116	2,037	0	2,144	0	0	2,144	2
EE.112	6,707	0	7,425	0	0	7,425	7
E.1	0	0	9,323,134	0	0	9,323,134	9,323
E.3	0	0	4,481,163	0	0	4,481,163	4,481
Zone Total		186,022,433	134,166	213,291,648	-3,003,606	210,288,042	210,288

Zone	Date	KWH from NYISO	Total Unaccounted Load per Subzone
31	Jul-19	51,425,182	2,020,184

LSE/MUNI	PTID	NAME	CSS Load	Load Mod	Total-load mod w/losses	Unaccounted	Percent	Total - load mod w/losses + unaccounted	Mwh to NYISO
FF.1			18,712,275	997,070	19,225,659	1,144,721	6	20,370,380	20,370
FF.2			308,773	0	334,718	-5,658	-2	329,060	329
FF.3			83,946	0	90,966	-1,588	-2	89,378	89
FF.8			2,164	0	2,164	0	0	2,164	2
FF.10			16,913	0	18,354	-174	-1	18,180	18
FF.12			11,748	0	12,743	0	0	12,743	13
FF.13			890,426	0	957,874	-16,189	-2	941,685	942
FF.15			3,621,255	0	3,903,975	-65,941	-2	3,838,034	3,838
FF.16			1,925,616	0	2,087,370	-35,250	-2	2,052,120	2,052
FF.17			106,107	0	115,001	-1,955	-2	113,046	113
FF.18			11,549	0	12,512	0	0	12,512	13
FF.19			0	0	0	0	0	0	0
FF.20			404,825	0	438,851	-7,421	-2	431,430	431
FF.21			27,818	0	30,121	-612	-2	29,509	30
FF.22			368,125	0	399,054	-6,761	-2	392,293	392
FF.23			127,104	0	137,759	-2,274	-2	135,485	135
FF.24			1,691,075	0	1,794,241	-30,289	-2	1,763,952	1,764
FF.25			43,027	0	46,678	-769	-2	45,909	46
FF.26			63,910	0	69,264	-1,116	-2	68,148	68
FF.29			79,073	0	85,712	-1,437	-2	84,275	84
FF.30			435,521	0	472,099	-7,978	-2	464,121	464
FF.31			18,334	0	19,935	-242	-1	19,693	20
FF.33			3,504	0	3,683	0	0	3,683	4
FF.34			10,469	0	11,365	0	0	11,365	11
FF.35			38,536	0	41,786	-744	-2	41,042	41
FF.36			73,180	0	79,260	-1,317	-2	77,943	78
FF.37			19,315	0	20,986	-293	-1	20,693	21

FF.38	23,230	0	25,205	-437	-2	24,768	25
FF.40	1,129,468	0	1,224,352	-20,646	-2	1,203,706	1,204
FF.41	79,636	0	86,296	-1,477	-2	84,819	85
FF.42	11,236	0	12,168	0	0	12,168	12
FF.44	36	0	36	0	0	36	0
FF.45	1,704	0	1,841	0	0	1,841	2
FF.46	12	0	12	0	0	12	0
FF.48	312	0	312	0	0	312	0
FF.49	12	0	12	0	0	12	0
FF.50	28	0	30	0	0	30	0
FF.52	111,249	0	113,515	-1,939	-2	111,576	112
FF.53	12,240	0	13,272	0	0	13,272	13
FF.54	305,862	0	331,559	-5,595	-2	325,964	326
FF.55	10,193	0	11,048	0	0	11,048	11
FF.56	2,679	0	2,703	0	0	2,703	3
FF.58	27,643	0	29,944	-650	-2	29,294	29
FF.59	20,598	0	22,362	-332	-2	22,030	22
FF.60	179,025	0	194,066	-3,208	-2	190,858	191
FF.61	10,542	0	11,452	0	0	11,452	11
FF.64	5,207	0	5,756	0	0	5,756	6
FF.65	64,537	0	69,933	-1,189	-2	68,744	69
FF.66	37,440	0	40,584	-744	-2	39,840	40
FF.66	4,717	0	5,177	0	0	5,177	5
FF.67	659,941	0	715,366	-12,089	-2	703,277	703
FF.68	925,528	0	972,881	70,961	7	1,043,842	1,044
FF.71	13,328	0	14,415	-9	0	14,406	14
FF.74	3,409	0	3,588	0	0	3,588	4
FF.75	3,192	0	3,335	0	0	3,335	3
FF.76	183,233	0	198,624	-3,320	-2	195,304	195
FF.77	1,930	0	1,930	0	0	1,930	2
FF.99	19,911	0	21,651	-357	-2	21,294	21
FF.78	13,869	0	14,993	-29	0	14,964	15
FF.81	4,199	0	4,549	0	0	4,549	5
FF.83	91,170	0	98,855	-1,696	-2	97,159	97
FF.95	179,387	0	193,499	-3,237	-2	190,262	190
FF.87	53,498	0	57,986	-967	-2	57,019	57
FF.88	2,988	0	3,053	0	0	3,053	3
FF.90	4,729	0	5,187	0	0	5,187	5
FF.101	13,087	0	14,174	-9	0	14,165	14
FF.92	13,463	0	14,558	-11	0	14,547	15
FF.93	35	0	35	0	0	35	0
FF.100	3,664	0	3,903	0	0	3,903	4
FF.97	2,029	0	2,029	0	0	2,029	2
FF.102	643	0	643	0	0	643	1
F.1	14,223,904	0	14,445,979	1,050,443	7	15,496,422	15,496
Zone Total	47,549,331	997,070	49,404,998	2,020,176		51,425,174	51,425
Grand Total	3,238,722,048	107,978,082	3,519,956,238	7,883		3,519,964,121	3,519,964

Zone	Date	KWH from NYISO	Total Unaccounted Load per Subzone							
1	Aug-19	993,910,023	-24,574,874							
LSE/MUNI	PTID	NAME	CSS Load	Load Mod	Total-load mod w/losses	Unaccounted	Percent	Total - load mod w/losses + unaccounted	Mwh to NYISO	
AA.1			308,952,197	210,772	332,481,295	-10,543,725	-3	321,937,570	321,938	
AA.2			1,320,447	0	1,431,358	-28,441	-2	1,402,917	1,403	
AA.136			96,956	0	105,079	-2,083	-2	102,996	103	
AA.3			1,112,674	0	1,206,133	-23,974	-2	1,182,159	1,182	
AA.8			6,415,080	0	6,920,787	-137,504	-2	6,783,283	6,783	
AA.10			726,685	0	787,735	-15,657	-2	772,078	772	
AA.12			19,770,147	0	20,960,220	-416,425	-2	20,543,795	20,544	
AA.13			17,105,829	0	17,636,060	-350,383	-2	17,285,677	17,286	
AA.14			3,732,169	0	3,907,570	-77,635	-2	3,829,935	3,830	
AA.16			1,036,664	0	1,058,483	-29,611	-3	1,028,872	1,029	
AA.17			2,857,535	0	3,042,189	-60,433	-2	2,981,756	2,982	
AA.18			6,194,438	0	6,634,974	-131,832	-2	6,503,142	6,503	
AA.19			4,851,948	0	5,219,564	-103,701	-2	5,115,863	5,116	
AA.21			8,028,803	0	8,454,965	-167,984	-2	8,286,981	8,287	
AA.22			89,954,471	0	95,848,941	-1,904,333	-2	93,944,608	93,945	
AA.23			12,494,739	0	13,369,251	-265,620	-2	13,103,631	13,104	
AA.24			2,496,835	0	2,679,181	-53,228	-2	2,625,953	2,626	
AA.25			3,481,721	0	3,554,848	-70,618	-2	3,484,230	3,484	
AA.26			1,108,627	0	1,192,084	-23,681	-2	1,168,403	1,168	
AA.27			207,374	0	224,801	-4,453	-2	220,348	220	
AA.28			5,169,439	0	5,439,321	-108,068	-2	5,331,253	5,331	
AA.29			37,441,231	0	39,851,509	-791,760	-2	39,059,749	39,060	
AA.30			10,793,089	0	11,641,607	-231,293	-2	11,410,314	11,410	
AA.31			2,840,370	0	3,077,959	-61,157	-2	3,016,802	3,017	
AA.32			1,209,391	0	1,310,384	-26,038	-2	1,284,346	1,284	
AA.34			167,554,869	0	171,748,385	-4,369,783	-3	167,378,602	167,379	
AA.35			58,937,033	0	60,574,017	-1,450,040	-2	59,123,977	59,124	
AA.36			86,250	0	90,174	-1,570	-2	88,604	89	
AA.37			86,755	0	90,794	-1,788	-2	89,006	89	
AA.38			0	0	0	0	0	0	0	
AA.39			167,608	0	175,638	-3,715	-2	171,923	172	
AA.40			220,695	0	231,097	-4,503	-2	226,594	227	
AA.41			8,028	0	8,377	0	0	8,377	8	
AA.42			172,212	0	180,355	-3,663	-2	176,692	177	
AA.43			487,584	0	497,906	-9,918	-2	487,988	488	
AA.44			1,337,786	0	1,419,616	-28,203	-2	1,391,413	1,391	
AA.45			1,320,437	0	1,395,725	-24,320	-2	1,371,405	1,371	
AA.46			171,210	0	174,802	-3,430	-2	171,372	171	
AA.47			362,278	0	384,372	-7,508	-2	376,864	377	
AA.48			2,044,989	0	2,146,971	-42,660	-2	2,104,311	2,104	
AA.50			1,552,589	0	1,645,242	-32,696	-2	1,612,546	1,613	
AA.52			18,241,163	0	19,731,362	-392,032	-2	19,339,330	19,339	
AA.53			368,465	0	399,401	-7,950	-2	391,451	391	
AA.56			1,724,072	0	1,868,473	-37,127	-2	1,831,346	1,831	
AA.57			3,164,666	0	3,430,494	-68,168	-2	3,362,326	3,362	
AA.58			133,550	0	144,778	-2,902	-2	141,876	142	
AA.60			43,990	0	47,684	-930	-2	46,754	47	
AA.61			2,208,958	0	2,361,798	-46,923	-2	2,314,875	2,315	
AA.62			105,524	0	114,368	-2,318	-2	112,050	112	
AA.63			166,161	0	178,184	-3,515	-2	174,669	175	
AA.64			244,150	0	262,677	-5,225	-2	257,452	257	
AA.65			324,700	0	347,420	-6,895	-2	340,525	341	
AA.66			1,150,830	0	1,241,428	-24,658	-2	1,216,770	1,217	
AA.67			852,700	0	914,733	-18,173	-2	896,560	897	
AA.68			803,616	0	871,119	-17,298	-2	853,821	854	
AA.69			3,837,005	0	4,159,312	-82,655	-2	4,076,657	4,077	
AA.70			2,045,085	0	2,163,145	-42,977	-2	2,120,168	2,120	
AA.72			921,759	0	999,178	-19,854	-2	979,324	979	
AA.74			9,815,875	0	10,639,840	-211,389	-2	10,428,451	10,428	
AA.75			0	0	0	0	0	0	0	
AA.76			2,114,117	0	2,291,699	-45,546	-2	2,246,153	2,246	
AA.78			632,150	0	685,239	-13,610	-2	671,629	672	
AA.80			364,714	0	392,921	-7,809	-2	385,112	385	
AA.81			0	0	0	0	0	0	0	
AA.132			224,868	0	243,737	-4,832	-2	238,905	239	
AA.83			111,524	0	120,898	-2,437	-2	118,461	118	
AA.84			61,301	0	62,778	-1,470	-2	61,308	61	
AA.85			2,214,282	0	2,400,056	-47,686	-2	2,352,370	2,352	
AA.86			4,630	0	5,051	0	0	5,051	5	
AA.87			50,876	0	55,162	-1,053	-2	54,109	54	
AA.89			85,381	0	92,565	-1,850	-2	90,715	91	
AA.90			120,430	0	130,534	-2,597	-2	127,937	128	
AA.91			18,735,824	0	20,179,775	-400,924	-2	19,778,851	19,779	
AA.92			98,420	0	106,688	-2,063	-2	104,625	105	
AA.95			57,066	0	61,841	-1,160	-2	60,681	61	
AA.97			615,758	0	667,478	-13,265	-2	654,213	654	
AA.98			663,075	0	711,531	-14,135	-2	697,396	697	
AA.99			22,612	0	24,536	-626	-3	23,910	24	
AA.100			4,191,076	0	4,542,288	-90,246	-2	4,452,042	4,452	
AA.101			38,033,122	0	39,912,386	-792,970	-2	39,119,416	39,119	
AA.102			8,970,886	0	9,397,506	-181,207	-2	9,216,299	9,216	
AA.104			123,594	0	133,961	-2,653	-2	131,308	131	
AA.108			496,015	0	537,683	-10,671	-2	527,012	527	
AA.109			170,775	0	185,117	-3,689	-2	181,428	181	
AA.110			1,903,257	0	2,063,124	-40,997	-2	2,022,127	2,022	
AA.111			1,482,195	0	1,606,698	-31,908	-2	1,574,790	1,575	
AA.138			2,404,261	0	2,588,990	-51,443	-2	2,537,547	2,538	
AA.112			162,731	0	176,402	-3,529	-2	172,873	173	
AA.115			82,718	0	89,647	-1,826	-2	87,821	88	
AA.117			767,810	0	832,302	-16,529	-2	815,773	816	
AA.120			2,746,330	0	2,967,709	-58,970	-2	2,908,739	2,909	
AA.123			43,779	0	47,456	-933	-2	46,523	47	

AA.124	749,938	0	812,926	-16,139	-2	796,787	797
AA.125	146,776	0	159,091	-3,156	-2	155,935	156
AA.127	148,916	0	161,433	-3,207	-2	158,226	158
AA.140	13,587	0	14,699	-89	-1	14,610	15
AA.133	79,139	0	85,771	-1,775	-2	83,996	84
AA.129	536,649	0	581,743	-11,555	-2	570,188	570
AA.130	6,865	0	7,609	0	0	7,609	8
AA.131	2,157,821	0	2,266,425	-45,038	-2	2,221,387	2,221
AA.139	6,820	0	7,527	0	0	7,527	8
AA.135	49,778	0	53,993	-1,035	-2	52,958	53
AA.137	81	0	81	0	0	81	0
A.1	1,999,666	0	2,056,199	-38,633	-2	2,017,566	2,018
A.2	0	0	17,089,743	0	0	17,089,743	17,090
A.3	0	0	1,473,135	0	0	1,473,135	1,473
A.4	0	0	3,445,642	0	0	3,445,642	3,446
A.5	0	0	0	0	0	0	0
A.6	0	0	17,988,290	0	0	17,988,290	17,988
A.7	0	0	237,666	0	0	237,666	238
A.8	0	0	54,003	-1,153	-2	52,850	53
Zone Total	923,713,064	210,772	1,018,484,897	-24,574,837		993,910,060	993,910

Zone	Date	KWH from NYISO	Total Unaccounted Load per Subzone
2	Aug-19	608,602,226	-25,950,287

LSE/MUNI	PTID	NAME	CSS Load	Load Mod	Total-load mod w/losses	Unaccounted	Percent	Total - load mod w/losses + unaccounted	Mwh to NYISO
BB.1			284,056,059	20,085,136	284,743,872	-20,391,103	-8	264,352,769	264,353
BB.2			2,825,006	0	3,062,308	-60,826	-2	3,001,482	3,001
BB.3			838,645	0	890,913	-17,696	-2	873,217	873
BB.4			1,328,338	0	1,439,911	-28,614	-2	1,411,297	1,411
BB.9			946,683	0	1,023,216	-20,315	-2	1,002,901	1,003
BB.11			697,851	0	756,473	-15,022	-2	741,451	741
BB.13			234,126	0	253,791	-5,060	-2	248,731	249
BB.15			148,368	0	151,466	-2,977	-2	148,489	148
BB.16			73,586,206	0	78,610,976	-1,561,843	-2	77,049,133	77,049
BB.17			27,760,086	0	29,669,125	-589,460	-2	29,079,665	29,080
BB.18			9,779,036	0	10,131,399	-201,286	-2	9,930,113	9,930
BB.19			438,210	0	475,024	-9,449	-2	465,575	466
BB.20			14,466	0	15,664	-124	-1	15,540	16
BB.21			16,447,034	0	17,247,357	-342,673	-2	16,904,684	16,905
BB.22			38,951,107	0	41,530,860	-825,133	-2	40,705,727	40,706
BB.23			2,073,413	0	2,245,906	-44,631	-2	2,201,275	2,201
BB.24			2,018,717	0	2,188,298	-43,478	-2	2,144,820	2,145
BB.25			1,896,776	0	2,050,314	-40,731	-2	2,009,583	2,010
BB.29			1,196,688	0	1,221,830	-24,278	-2	1,197,552	1,198
BB.30			715,176	0	730,204	-14,473	-2	715,731	716
BB.31			0	0	0	0	0	0	0
BB.32			87,876	0	89,836	-1,670	-2	88,166	88
BB.33			0	0	0	0	0	0	0
BB.34			1,581,624	0	1,614,883	-32,071	-2	1,582,812	1,583
BB.35			0	0	0	0	0	0	0
BB.36			2,400,758	0	2,451,172	-48,702	-2	2,402,470	2,402
BB.37			0	0	0	0	0	0	0
BB.38			1,519,598	0	1,619,069	-32,166	-2	1,586,903	1,587
BB.39			1,026,516	0	1,089,147	-21,645	-2	1,067,502	1,068
BB.41			1,836,952	0	1,991,255	-39,557	-2	1,951,698	1,952
BB.42			286,400	0	310,483	-6,202	-2	304,281	304
BB.45			1,048,095	0	1,136,143	-22,575	-2	1,113,568	1,114
BB.46			2,898,590	0	3,142,078	-62,424	-2	3,079,654	3,080
BB.47			105,061	0	113,868	-2,277	-2	111,591	112
BB.49			28,374	0	30,794	-744	-2	30,050	30
BB.50			96,239	0	104,329	-2,014	-2	102,315	102
BB.51			476,331	0	516,340	-10,272	-2	506,068	506
BB.52			2,405,702	0	2,607,782	-51,810	-2	2,555,972	2,556
BB.53			284,523	0	308,431	-6,134	-2	302,297	302
BB.54			1,241,889	0	1,332,366	-26,465	-2	1,305,901	1,306
BB.56			700	0	700	0	0	700	1
BB.57			5,844	0	6,081	0	0	6,081	6
BB.58			7,139,132	0	7,738,582	-153,754	-2	7,584,828	7,585
BB.59			2,142,704	0	2,322,686	-46,151	-2	2,276,535	2,277
BB.61			253,643	0	274,943	-5,452	-2	269,491	269
BB.63			58,738	0	63,657	-1,241	-2	62,416	62
BB.64			1,766	0	1,798	0	0	1,798	2
BB.65			1,906	0	1,932	0	0	1,932	2
BB.66			37,387	0	39,719	-584	-1	39,135	39
BB.67			5,886	0	6,196	-142	-2	6,054	6
BB.68			15,072	0	15,800	-243	-2	15,557	16
BB.69			25,686	0	26,839	-525	-2	26,314	26
BB.70			1,605	0	1,632	-27	-2	1,605	2
BB.71			10,164	0	11,017	0	0	11,017	11
BB.73			123,454	0	133,810	-2,661	-2	131,149	131
BB.74			1,865,193	0	1,904,352	-37,833	-2	1,866,519	1,867
BB.75			1,602,634	0	1,737,018	-34,501	-2	1,702,517	1,703
BB.76			47,967	0	51,997	-1,005	-2	50,992	51
BB.77			66,119	0	71,637	-1,424	-2	70,213	70
BB.79			484,222	0	524,899	-10,425	-2	514,474	514
BB.80			119,727	0	129,806	-2,578	-2	127,228	127
BB.81			1,806,353	0	1,954,524	-38,828	-2	1,915,696	1,916
BB.82			91,643	0	99,325	-1,950	-2	97,375	97
BB.85			42,950	0	46,558	-910	-2	45,648	46
BB.87			159,415	0	172,801	-3,430	-2	169,371	169
BB.88			328,588	0	356,205	-7,109	-2	349,096	349
BB.89			78,314	0	84,878	-1,775	-2	83,103	83
BB.90			2,496,252	0	2,705,948	-53,764	-2	2,652,184	2,652
BB.92			124,024	0	134,433	-2,709	-2	131,724	132
BB.93			9,934,281	0	10,400,109	-495,762	-5	9,904,347	9,904
BB.95			102,540	0	111,149	-2,217	-2	108,932	109
BB.98			443,803	0	481,085	-9,559	-2	471,526	472

BB.99	318,239	0	344,973	-6,858	-2	338,115	338
BB.100	1,072,972	0	1,163,094	-23,101	-2	1,139,993	1,140
BB.101	2,574,163	0	2,790,398	-55,430	-2	2,734,968	2,735
BB.126	10,306,776	0	11,136,675	-221,256	-2	10,915,419	10,915
BB.102	144,007	0	156,110	-3,080	-2	153,030	153
BB.105	219,774	0	238,241	-4,724	-2	233,517	234
BB.107	569,068	0	616,882	-12,255	-2	604,627	605
BB.110	1,831,209	0	1,976,719	-39,280	-2	1,937,439	1,937
BB.111	11,636	0	12,621	-39	0	12,582	13
BB.112	410,146	0	444,602	-8,817	-2	435,785	436
BB.113	87,965	0	95,364	-1,931	-2	93,433	93
BB.114	217,458	0	222,134	-4,288	-2	217,846	218
BB.116	114,963	0	124,610	-2,489	-2	122,121	122
BB.131	24,168	0	26,157	-659	-3	25,498	25
BB.122	29,272	0	31,720	-744	-2	30,976	31
BB.118	101,124	0	109,607	-2,168	-2	107,439	107
BB.119	4,570	0	4,978	0	0	4,978	5
BB.121	1,019,498	0	1,082,525	-21,511	-2	1,061,014	1,061
BB.129	35,349	0	38,330	-789	-2	37,541	38
BB.124	194,044	0	210,338	-4,189	-2	206,149	206
BB.128	1,937	0	1,937	0	0	1,937	2
BB.127	413,410	0	422,087	-8,380	-2	413,707	414
BB.130	271,664	0	294,469	-5,850	-2	288,619	289
B.2	0	0	71,060,096	0	0	71,060,096	71,060
B.3	0	0	13,438,847	0	0	13,438,847	13,439
Zone Total	532,867,643	20,085,136	634,552,513	-25,950,297		608,602,216	608,602

Zone	Date	KWH from NVISO	Total Unaccounted Load per Subzone
3	Aug-19	368,244,976	-13,986,180

LSE/MUNI	PTID	NAME	CSS Load	Load Mod	Total-load mod w/losses	Unaccounted	Percent	Total - load mod w/losses + unaccounted	Mwh to NVISO
CC.1			165,708,042	25,636,318	153,023,241	-9,482,066	-7	143,541,175	143,541
CC.2			2,476,588	0	2,684,609	-53,345	-2	2,631,264	2,631
CC.3			126,528	0	137,168	-2,732	-2	134,436	134
CC.4			944,011	0	1,023,314	-20,344	-2	1,002,970	1,003
CC.9			509,991	0	551,882	-10,965	-2	540,917	541
CC.11			426,107	0	461,907	-9,173	-2	452,734	453
CC.13			614,920	0	666,571	-13,231	-2	653,340	653
CC.14			0	0	0	0	0	0	0
CC.15			2,731,417	0	2,957,705	-58,756	-2	2,898,949	2,899
CC.17			72,521,846	0	76,784,496	-1,525,542	-2	75,258,954	75,259
CC.18			17,418,675	0	18,573,327	-369,022	-2	18,204,305	18,204
CC.19			1,026,771	0	1,113,026	-22,111	-2	1,090,915	1,091
CC.20			899,699	0	975,274	-19,382	-2	955,892	956
CC.21			13,212	0	14,287	-80	-1	14,207	14
CC.22			4,056,959	0	4,290,909	-85,258	-2	4,205,651	4,206
CC.23			16,558,760	0	17,656,327	-350,800	-2	17,305,527	17,306
CC.24			842,769	0	913,555	-18,147	-2	895,408	895
CC.25			2,109,009	0	2,286,179	-45,428	-2	2,240,751	2,241
CC.26			2,638,045	0	2,814,097	-55,910	-2	2,758,187	2,758
CC.30			61,800	0	63,357	-1,018	-2	62,339	62
CC.31			125,215	0	127,812	-2,515	-2	125,297	125
CC.32			6,304,128	0	6,701,443	-133,152	-2	6,568,291	6,568
CC.33			2,692	0	2,695	0	0	2,695	3
CC.35			499,561	0	541,526	-10,770	-2	530,756	531
CC.36			232,603	0	252,143	-5,040	-2	247,103	247
CC.37			229,705	0	234,527	-4,661	-2	229,866	230
CC.40			950,336	0	1,030,169	-20,479	-2	1,009,690	1,010
CC.41			4,126,275	0	4,472,886	-88,851	-2	4,384,035	4,384
CC.42			108,490	0	117,600	-2,356	-2	115,244	115
CC.44			21,187	0	23,006	-501	-2	22,505	23
CC.45			70,263	0	76,167	-1,559	-2	74,608	75
CC.47			376,199	0	407,791	-8,136	-2	399,655	400
CC.48			2,931,032	0	3,177,239	-63,132	-2	3,114,107	3,114
CC.49			194,732	0	211,081	-4,177	-2	206,904	207
CC.50			441,705	0	478,794	-9,519	-2	469,275	469
CC.52			9,330,218	0	10,113,693	-200,929	-2	9,912,764	9,913
CC.96			1,690,054	0	1,832,013	-36,395	-2	1,795,618	1,796
CC.54			104,978	0	113,767	-2,269	-2	111,498	111
CC.57			0	0	0	0	0	0	0
CC.58			0	0	0	0	0	0	0
CC.59			0	0	0	0	0	0	0
CC.60			0	0	0	0	0	0	0
CC.61			331	0	350	0	0	350	0
CC.62			6,057	0	6,388	0	0	6,388	6
CC.63			48	0	52	0	0	52	0
CC.64			11	0	11	0	0	11	0
CC.65			503	0	517	0	0	517	1
CC.66			15	0	15	0	0	15	0
CC.67			21	0	22	0	0	22	0
CC.68			2,370	0	2,370	0	0	2,370	2
CC.69			47	0	50	0	0	50	0
CC.70			99	0	99	0	0	99	0
CC.71			4,566	0	5,017	-7	0	5,010	5
CC.72			0	0	0	0	0	0	0
CC.73			0	0	0	0	0	0	0
CC.74			3	0	3	0	0	3	0
CC.75			11	0	11	0	0	11	0
CC.76			3,862	0	3,966	-104	-3	3,862	4
CC.77			846	0	857	0	0	857	1
CC.78			0	0	0	0	0	0	0
CC.79			5,633	0	5,633	0	0	5,633	6
CC.80			0	0	0	0	0	0	0
CC.81			8,444	0	8,707	-262	-3	8,445	8
CC.82			1,946	0	1,951	0	0	1,951	2
CC.83			0	0	0	0	0	0	0
CC.84			205	0	219	0	0	219	0

CC.85	0	0	0	0	0	0	0	0	0
CC.86	67	0	70	-1	-1	69	0	0	0
CC.87	25	0	25	0	0	25	0	0	0
CC.88	21	0	21	0	0	21	0	0	0
CC.89	15	0	15	0	0	15	0	0	0
CC.90	14	0	14	0	0	14	0	0	0
CC.91	9	0	9	0	0	9	0	0	0
CC.92	473	0	509	-10	-2	499	0	0	0
CC.93	0	0	0	0	0	0	0	0	0
CC.145	1,047,803	0	1,097,048	-21,767	-2	1,075,281	1,075	0	0
CC.95	77,693	0	84,184	-1,738	-2	82,446	82	0	0
CC.97	2,025,026	0	2,195,129	-43,602	-2	2,151,527	2,152	0	0
CC.98	63,026	0	68,352	-1,340	-2	67,012	67	0	0
CC.99	96,499	0	104,602	-2,028	-2	102,574	103	0	0
CC.101	536,803	0	581,901	-11,571	-2	570,330	570	0	0
CC.102	62,389	0	67,639	-1,315	-2	66,324	66	0	0
CC.103	1,003,967	0	1,088,291	-21,615	-2	1,066,676	1,067	0	0
CC.104	134,124	0	145,410	-2,910	-2	142,500	143	0	0
CC.107	37,769	0	40,950	-797	-2	40,153	40	0	0
CC.109	342,028	0	370,759	-7,365	-2	363,394	363	0	0
CC.110	423,394	0	458,968	-9,113	-2	449,855	450	0	0
CC.111	91,346	0	99,018	-1,962	-2	97,056	97	0	0
CC.112	47,781	0	48,776	-966	-2	47,810	48	0	0
CC.113	3,073,987	0	3,332,187	-66,205	-2	3,265,982	3,266	0	0
CC.114	697,607	0	756,211	-15,023	-2	741,188	741	0	0
CC.115	57,930	0	62,770	-1,201	-2	61,569	62	0	0
CC.151	930,078	0	961,709	-25,643	-3	936,066	936	0	0
CC.116	12,425,728	0	12,974,524	-474,291	-4	12,500,233	12,500	0	0
CC.118	136,207	0	147,634	-2,937	-2	144,697	145	0	0
CC.121	78,222	0	84,753	-1,738	-2	83,015	83	0	0
CC.122	113,471	0	122,999	-2,470	-2	120,529	121	0	0
CC.123	1,291,195	0	1,399,645	-27,816	-2	1,371,829	1,372	0	0
CC.124	626,087	0	678,672	-13,485	-2	665,187	665	0	0
CC.150	4,441,537	0	4,812,490	-95,612	-2	4,716,878	4,717	0	0
CC.125	115,585	0	125,287	-2,500	-2	122,787	123	0	0
CC.128	47,897	0	51,920	-1,003	-2	50,917	51	0	0
CC.130	423,070	0	458,598	-9,109	-2	449,489	449	0	0
CC.133	905,106	0	981,135	-19,481	-2	961,654	962	0	0
CC.134	15,830	0	17,191	-244	-1	16,947	17	0	0
CC.135	350,955	0	380,434	-7,544	-2	372,890	373	0	0
CC.136	18,195	0	19,744	-421	-2	19,323	19	0	0
CC.138	56,267	0	60,973	-1,160	-2	59,813	60	0	0
C.15	31,573	0	34,242	-756	-2	33,486	33	0	0
CC.146	6,727	0	7,471	0	0	7,471	7	0	0
CC.140	95,029	0	103,010	-2,016	-2	100,994	101	0	0
CC.141	3,953	0	4,238	0	0	4,238	4	0	0
CC.142	105,282	0	107,561	-2,230	-2	105,331	105	0	0
CC.143	0	0	0	0	0	0	0	0	0
CC.144	412,450	0	447,105	-8,881	-2	438,224	438	0	0
CC.153	36,730	0	39,800	-801	-2	38,999	39	0	0
CC.147	96,944	0	105,081	-2,045	-2	103,036	103	0	0
CC.149	2,805	0	2,847	0	0	2,847	3	0	0
C.1	4,801,431	0	4,849,936	-170,894	-4	4,679,042	4,679	0	0
C.2	0	0	9,093,793	0	0	9,093,793	9,094	0	0
C.3	0	0	1,189,920	0	0	1,189,920	1,190	0	0
C.4	368,280	0	385,578	-13,743	-4	371,835	372	0	0
C.5	0	0	0	0	0	0	0	0	0
C.6	0	0	7,750,127	0	0	7,750,127	7,750	0	0
C.7	0	0	0	0	0	0	0	0	0
C.8	6,780,379	0	6,922,770	-137,542	-2	6,785,228	6,785	0	0
C.9	349,040	0	365,290	-13,169	-4	352,121	352	0	0
Zone Total		364,345,389	25,636,318	382,231,156	-13,986,184	368,244,972	368,245	0	0

Zone	Date	KWH from NYISO	Total Unaccounted Load per Subzone
4	Aug-19	1,034,678,433	-12,478,359

LSE/MUNI	PTID	NAME	CSS Load	Load Mod	Total-load mod w/losses	Unaccounted	Percent	Total - load mod w/losses + unaccounted	Mwh to NYISO
DD.1			420,310,066	33,027,264	420,269,493	-1,497,588	0	418,771,905	418,772
DD.2			4,489,579	0	4,866,702	-96,692	-2	4,770,010	4,770
DD.3			98,201	0	106,451	-2,109	-2	104,342	104
DD.4			2,359,350	0	2,557,546	-50,812	-2	2,506,734	2,507
DD.9			846,273	0	908,928	-18,058	-2	890,870	891
DD.11			766,101	0	830,439	-16,506	-2	813,933	814
DD.13			9,162,235	0	9,354,627	135,280	1	9,489,907	9,490
DD.14			1,151,651	0	1,230,593	-24,445	-2	1,206,148	1,206
DD.15			52,216	0	56,596	-1,110	-2	55,486	55
DD.17			147,474,958	0	156,571,613	-3,110,764	-2	153,460,849	153,461
DD.18			149,169,578	0	154,622,057	-3,072,043	-2	151,550,014	151,550
DD.19			33,030,892	0	34,279,476	-681,056	-2	33,598,420	33,598
DD.20			856,191	0	928,106	-18,432	-2	909,674	910
DD.21			56,260	0	60,987	-1,237	-2	59,750	60
DD.22			3,950,894	0	4,159,504	-82,629	-2	4,076,875	4,077
DD.23			39,581,591	0	42,590,508	-846,184	-2	41,744,324	41,744
DD.24			253,486	0	274,779	-5,452	-2	269,327	269
DD.25			3,720,679	0	4,033,088	-80,139	-2	3,952,949	3,953
DD.26			4,831,292	0	5,234,535	-103,992	-2	5,130,543	5,131
DD.29			42,735	0	43,635	-865	-2	42,770	43
DD.30			26,774,968	0	27,947,874	-555,272	-2	27,392,602	27,393
DD.34			494,395	0	535,911	-10,646	-2	525,265	525
DD.35			439,680	0	476,624	-9,483	-2	467,141	467
DD.38			3,813,082	0	4,133,370	-82,131	-2	4,051,239	4,051
DD.39			7,483,293	0	8,060,335	-160,157	-2	7,900,178	7,900
DD.40			278,020	0	301,374	-5,999	-2	295,375	295
DD.42			841,879	0	859,559	-17,076	-2	842,483	842
DD.43			1,438,349	0	1,468,552	-29,171	-2	1,439,381	1,439
DD.44			50,045	0	54,242	-1,048	-2	53,194	53
DD.45			406,542	0	440,703	-8,749	-2	431,954	432

DD.46	1,269,738	0	1,376,399	-27,335	-2	1,349,064	1,349
DD.47	2,654,902	0	2,877,923	-57,175	-2	2,820,748	2,821
DD.48	1,980,875	0	2,147,258	-42,655	-2	2,104,603	2,105
DD.49	5,556,084	0	6,021,659	-119,646	-2	5,902,013	5,902
DD.51	18,062,814	0	19,579,213	-388,998	-2	19,190,215	19,190
DD.52	112,383	0	114,759	-2,252	-2	112,507	113
DD.53	4,335,165	0	4,699,322	-93,356	-2	4,605,966	4,606
DD.56	614,126	0	665,697	-13,224	-2	652,473	652
DD.57	84,600	0	91,709	-1,824	-2	89,885	90
DD.58	4,464	0	4,466	-1	0	4,465	4
DD.59	1,884	0	1,884	0	0	1,884	2
DD.60	2,580	0	2,582	0	0	2,582	3
DD.61	16,266	0	17,048	-413	-2	16,635	17
DD.62	6,545	0	6,850	-122	-2	6,728	7
DD.64	8,895	0	9,064	-157	-2	8,907	9
DD.65	187	0	193	-1	-1	192	0
DD.66	0	0	0	0	0	0	0
DD.68	0	0	0	0	0	0	0
DD.69	8,112,460	0	8,478,258	-168,448	-2	8,309,810	8,310
DD.71	0	0	0	0	0	0	0
DD.72	251,728	0	272,881	-5,410	-2	267,471	267
DD.74	3,539,145	0	3,836,269	-76,220	-2	3,760,049	3,760
DD.75	214,036	0	231,184	-4,583	-2	226,601	227
DD.76	138,993	0	150,669	-2,991	-2	147,678	148
DD.78	1,815,070	0	1,967,319	-39,098	-2	1,928,221	1,928
DD.79	201,519	0	218,450	-4,360	-2	214,090	214
DD.80	905,040	0	981,054	-19,491	-2	961,563	962
DD.81	222,889	0	227,543	-4,447	-2	223,096	223
DD.82	1,148,832	0	1,173,016	-23,291	-2	1,149,725	1,150
DD.83	187,776	0	191,950	-3,650	-2	188,300	188
DD.84	281,354	0	304,987	-6,068	-2	298,919	299
DD.87	192,367	0	208,528	-4,152	-2	204,376	204
DD.89	10,094,533	0	10,722,302	-213,034	-2	10,509,268	10,509
DD.90	1,607,680	0	1,742,716	-34,621	-2	1,708,095	1,708
DD.91	89,066	0	96,535	-1,929	-2	94,606	95
DD.92	7,617,658	0	8,257,555	-164,056	-2	8,093,499	8,093
DD.93	564,038	0	611,419	-12,148	-2	599,271	599
DD.94	46,396	0	50,292	-974	-2	49,318	49
DD.95	38,434,420	0	39,562,564	345,116	-1	39,907,680	39,908
DD.97	520,862	0	564,612	-11,230	-2	553,382	553
DD.100	716,645	0	776,843	-15,442	-2	761,401	761
DD.101	132,681	0	143,835	-2,872	-2	140,963	141
DD.102	2,106,489	0	2,283,431	-45,373	-2	2,238,058	2,238
DD.103	2,627,134	0	2,847,807	-56,585	-2	2,791,222	2,791
DD.127	8,764,351	0	9,488,313	-188,517	-2	9,299,796	9,300
DD.104	189,251	0	205,146	-4,083	-2	201,063	201
DD.107	1,106,492	0	1,199,444	-23,840	-2	1,175,604	1,176
DD.109	1,073,949	0	1,164,166	-23,129	-2	1,141,037	1,141
DD.112	12,050,203	0	12,963,768	-257,560	-2	12,706,208	12,706
DD.113	237,726	0	257,702	-5,125	-2	252,577	253
DD.114	983,559	0	1,066,168	-21,173	-2	1,044,995	1,045
DD.115	46,222	0	50,144	-991	-2	49,153	49
DD.117	241,946	0	262,266	-5,231	-2	257,035	257
D.13	70,575	0	76,504	-1,548	-2	74,956	75
DD.123	119,776	0	129,829	-2,609	-2	127,220	127
DD.119	234,502	0	254,199	-5,058	-2	249,141	249
DD.120	40,206	0	43,562	-824	-2	42,738	43
DD.122	3,077,435	0	3,335,935	-66,270	-2	3,269,665	3,270
DD.129	67,628	0	73,282	-1,467	-2	71,815	72
DD.125	142,453	0	154,421	-3,055	-2	151,366	151
DD.126	1,098,126	0	1,190,372	-23,653	-2	1,166,719	1,167
D.1	0	0	1,092,377	0	0	1,092,377	1,092
D.2	0	0	0	0	0	0	0
D.3	1,933	0	1,973	349	15	2,322	2
D.4	3,318	0	3,395	-386	-13	3,009	3
D.5	23,709	0	24,758	-791	-3	23,967	24
D.6	110,930	0	112,054	-2,214	-2	109,840	110
D.7	181,849	0	183,694	-3,612	-2	180,082	180
D.8	381,645	0	385,490	-7,646	-2	377,844	378
D.14	2,606,814	0	2,661,578	-52,878	-2	2,608,700	2,609
Zone Total	1,013,559,398	33,027,264	1,047,156,792	-12,478,392		1,034,678,400	1,034,678

Zone	Date	KWH from NYISO	Total Unaccounted Load per Subzone
29	Aug-19	194,365,896	-8,340,918

LSE/MUNI	PTID	NAME	CSS Load	Load Mod	Total-load mod w/losses	Unaccounted	Percent	Total - load mod w/losses + unaccounted	Mwh to NYISO
EE.1			87,353,730	471,882	93,741,786	-6,270,179	-7	87,471,607	87,472
EE.2			924,845	0	1,002,542	-19,908	-2	982,634	983
EE.3			19,648	0	21,371	-453	-2	20,918	21
EE.4			301,560	0	326,894	-6,479	-2	320,415	320
EE.9			2,461,879	0	2,655,525	-52,758	-2	2,602,767	2,603
EE.11			160,339	0	173,822	-3,439	-2	170,383	170
EE.12			12,522	0	13,569	-74	-1	13,495	13
EE.14			93,049	0	100,851	-2,059	-2	98,792	99
EE.15			665,414	0	721,308	-14,317	-2	706,991	707
EE.16			342,185	0	370,909	-7,351	-2	363,558	364
EE.17			272,290	0	295,157	-5,833	-2	289,324	289
EE.20			24,062,076	0	25,515,472	-506,938	-2	25,008,534	25,009
EE.21			7,179,579	0	7,637,970	-151,744	-2	7,486,226	7,486
EE.22			846,846	0	917,976	-18,246	-2	899,730	900
EE.23			51,430	0	55,735	-1,063	-2	54,672	55
EE.24			4,333	0	4,695	0	0	4,695	5
EE.25			2,202,569	0	2,336,929	-46,420	-2	2,290,509	2,291
EE.26			5,710,967	0	6,097,679	-121,153	-2	5,976,526	5,977
EE.27			1,060,121	0	1,141,678	-22,672	-2	1,119,006	1,119
EE.28			884,073	0	956,432	-18,994	-2	937,438	937
EE.29			1,490,250	0	1,615,255	-32,089	-2	1,583,166	1,583

EE.31	5,357,408	0	5,621,447	-228,121	-4	5,393,326	5,393	
EE.32	613,267	0	626,145	-7,789	-1	618,356	618	
EE.34	87,752	0	89,405	-1,650	-2	87,755	88	
EE.35	5,244,840	0	5,355,030	-106,444	-2	5,248,586	5,249	
EE.36	2,507,025	0	2,650,368	-52,655	-2	2,597,713	2,598	
EE.39	3,908,438	0	4,236,756	-84,168	-2	4,152,588	4,153	
EE.40	186,134	0	201,741	-4,003	-2	197,738	198	
EE.42	389,196	0	421,842	-8,381	-2	413,461	413	
EE.43	1,419,671	0	1,538,926	-30,569	-2	1,508,357	1,508	
EE.44	56,338	0	61,054	-1,164	-2	59,890	60	
EE.46	16,009	0	17,350	-250	-1	17,100	17	
EE.47	25,467	0	27,587	-707	-3	26,880	27	
EE.48	39,789	0	42,021	-842	-2	41,179	41	
EE.49	311,985	0	336,136	-6,649	-2	329,487	329	
EE.50	1,035,339	0	1,122,315	-22,297	-2	1,100,018	1,100	
EE.51	241,285	0	261,537	-5,192	-2	256,345	256	
EE.52	377,812	0	409,534	-8,156	-2	401,378	401	
EE.54	3,497,668	0	3,791,474	-75,340	-2	3,716,134	3,716	
EE.55	569,441	0	617,239	-12,283	-2	604,956	605	
EE.57	38,795	0	42,065	-805	-2	41,260	41	
EE.59	7,142	0	7,842	0	0	7,842	8	
EE.60	41	0	44	0	0	44	0	
EE.61	0	0	0	0	0	0	0	
EE.62	1,549	0	1,627	0	0	1,627	2	
EE.63	851,447	0	903,393	-17,944	-2	885,449	885	
EE.65	29,159	0	31,645	-744	-2	30,901	31	
EE.66	580,429	0	629,197	-12,502	-2	616,695	617	
EE.67	10,085	0	10,920	-4	0	10,916	11	
EE.68	9,658	0	10,479	0	0	10,479	10	
EE.70	34,285	0	37,190	-777	-2	36,413	36	
EE.71	40,108	0	43,495	-843	-2	42,652	43	
EE.72	3,485,189	0	3,754,729	-74,608	-2	3,680,121	3,680	
EE.73	40,021	0	43,402	-833	-2	42,569	43	
EE.76	28,281	0	30,662	-742	-2	29,920	30	
EE.78	100,762	0	109,247	-2,111	-2	107,136	107	
EE.79	329,215	0	356,860	-7,123	-2	349,737	350	
EE.80	22,398	0	24,326	-583	-2	23,743	24	
EE.81	1,277,780	0	1,385,103	-27,505	-2	1,357,598	1,358	
EE.82	1,554,603	0	1,681,102	-33,394	-2	1,647,708	1,648	
EE.83	3,002,961	0	3,145,124	-126,059	-4	3,019,065	3,019	
EE.85	55,844	0	60,512	-1,152	-2	59,360	59	
EE.88	131,991	0	143,087	-2,844	-2	140,243	140	
EE.89	435,547	0	472,123	-9,390	-2	462,733	463	
EE.90	493,505	0	534,964	-10,614	-2	524,350	524	
EE.91	695	0	695	0	0	695	1	
EE.115	1,055,885	0	1,142,084	-22,688	-2	1,119,396	1,119	
EE.92	32,724	0	35,501	-758	-2	34,743	35	
EE.95	28,314	0	30,720	-744	-2	29,976	30	
EE.97	265,293	0	287,588	-5,663	-2	281,925	282	
EE.100	681,434	0	728,465	-14,476	-2	713,989	714	
EE.103	25,400	0	27,498	-725	-3	26,773	27	
EE.104	233,470	0	253,099	-5,022	-2	248,077	248	
EE.105	852	0	852	0	0	852	1	
EE.107	16,493	0	17,892	-270	-2	17,622	18	
EE.117	5,366	0	5,905	0	0	5,905	6	
EE.114	9,209	0	10,037	0	0	10,037	10	
EE.109	29,343	0	31,844	-744	-2	31,100	31	
EE.110	0	0	0	0	0	0	0	
EE.111	18,657	0	20,276	-426	-2	19,850	20	
EE.116	999	0	999	0	0	999	1	
EE.112	5,586	0	6,224	0	0	6,224	6	
E.1	0	0	9,480,106	0	0	9,480,106	9,480	
E.3	0	0	4,036,429	0	0	4,036,429	4,036	
Zone Total			176,955,084	471,882	202,706,814	-8,340,922	194,365,892	194,366

Zone	Date	KWH from NWISO	Total Unaccounted Load per Subzone
31	Aug-19	47,913,605	646,804

LSE/MUNI	PTID	NAME	CSS Load	Load Mod	Total-load mod w/losses	Unaccounted	Percent	Total - load mod w/losses + unaccounted	Mwh to NYISO
FF.1			17,630,875	669,199	18,398,194	431,604	2	18,829,798	18,830
FF.2			278,533	0	301,926	-6,049	-2	295,877	296
FF.3			77,970	0	84,460	-1,740	-2	82,720	83
FF.8			2,177	0	2,177	0	0	2,177	2
FF.10			15,499	0	16,784	-242	-1	16,542	17
FF.12			11,006	0	11,928	-2	0	11,926	12
FF.13			864,292	0	929,899	-18,476	-2	911,423	911
FF.15			3,414,454	0	3,680,869	-73,131	-2	3,607,738	3,608
FF.16			1,781,610	0	1,931,272	-38,354	-2	1,892,918	1,893
FF.17			104,760	0	113,561	-2,212	-2	111,349	111
FF.18			111,174	0	120,543	-2,398	-2	118,145	118
FF.19			0	0	0	0	0	0	0
FF.20			384,380	0	416,665	-8,279	-2	408,386	408
FF.21			26,608	0	28,815	-741	-3	28,074	28
FF.22			340,126	0	368,686	-7,311	-2	361,375	361
FF.23			116,194	0	125,936	-2,517	-2	123,419	123
FF.24			1,630,650	0	1,730,118	-34,387	-2	1,695,731	1,696
FF.25			42,095	0	45,623	-869	-2	44,754	45
FF.26			58,167	0	63,063	-1,182	-2	61,881	62
FF.29			70,612	0	76,545	-1,501	-2	75,044	75
FF.30			397,443	0	430,824	-8,563	-2	422,261	422
FF.31			16,494	0	17,904	-271	-2	17,633	18
FF.33			2,712	0	2,728	0	0	2,728	3
FF.34			10,123	0	10,969	0	0	10,969	11
FF.35			35,908	0	38,959	-768	-2	38,191	38
FF.36			65,417	0	70,887	-1,446	-2	69,441	69
FF.37			17,352	0	18,828	-370	-2	18,458	18
FF.38			20,836	0	22,639	-485	-2	22,154	22

FF.40	1,056,312	0	1,145,049	-22,763	-2	1,122,286	1,122
FF.41	75,066	0	81,352	-1,690	-2	79,662	80
FF.42	9,700	0	10,513	0	0	10,513	11
FF.44	1,776	0	1,776	0	0	1,776	2
FF.45	0	0	0	0	0	0	0
FF.46	0	0	0	0	0	0	0
FF.48	9	0	9	0	0	9	0
FF.49	12	0	12	0	0	12	0
FF.50	0	0	0	0	0	0	0
FF.52	121,310	0	123,800	-2,447	-2	121,353	121
FF.53	11,597	0	12,581	-31	0	12,550	13
FF.54	267,265	0	289,718	-5,753	-2	283,965	284
FF.55	8,602	0	9,363	0	0	9,363	9
FF.56	1,983	0	1,983	0	0	1,983	2
FF.58	22,901	0	24,861	-620	-3	24,241	24
FF.59	20,115	0	21,871	-438	-2	21,433	21
FF.60	175,230	0	189,935	-3,790	-2	186,145	186
FF.61	9,605	0	10,432	0	0	10,432	10
FF.64	8,282	0	9,075	0	0	9,075	9
FF.65	62,357	0	67,569	-1,297	-2	66,272	66
FF.66	34,537	0	37,436	-755	-2	36,681	37
FF.96	4,292	0	4,640	0	0	4,640	5
FF.67	641,696	0	695,591	-13,819	-2	681,772	682
FF.68	887,011	0	932,833	36,166	4	968,999	969
FF.71	12,590	0	13,621	-64	0	13,557	14
FF.74	3,489	0	3,692	0	0	3,692	4
FF.75	2,985	0	3,054	0	0	3,054	3
FF.76	162,978	0	176,659	-3,523	-2	173,136	173
FF.77	1,781	0	1,781	0	0	1,781	2
FF.99	17,616	0	19,105	-395	-2	18,710	19
FF.78	13,902	0	15,031	-125	-1	14,906	15
FF.81	3,391	0	3,561	0	0	3,561	4
FF.83	87,033	0	94,335	-1,870	-2	92,465	92
FF.95	171,161	0	184,600	-3,692	-2	180,908	181
FF.87	51,462	0	55,793	-1,061	-2	54,732	55
FF.88	3,102	0	3,186	0	0	3,186	3
FF.90	4,144	0	4,462	0	0	4,462	4
FF.101	10,962	0	11,893	-26	0	11,867	12
FF.92	12,912	0	13,961	-64	0	13,897	14
FF.93	154	0	154	0	0	154	0
FF.100	2,518	0	2,530	0	0	2,530	3
FF.97	1,910	0	1,910	0	0	1,910	2
FF.102	652	0	652	0	0	652	1
F.1	13,713,880	0	13,925,620	454,542	3	14,380,162	14,380
Zone Total	45,225,747	669,199	47,266,801	646,795		47,913,596	47,914
Grand Total	3,056,666,325	80,100,571	3,332,398,973	-84,683,837		3,247,715,136	3,247,715
1/9/2020	36,495						

Zone	Date	KWH from NYISO	Total Unaccounted Load per Subzone							
1	Sep-19	877,561,556	-20,846,859							
LSE/MUNI	PTID	NAME	CSS Load	Load Mod	Total-load mod w/losses	Unaccounted	Percent	Total - load mod w/losses + unaccounted	Mwh to NYISO	
AA.1			242,315,851	168,487	260,565,946	-7,324,451	-3	253,241,495	253,241	
AA.2			1,019,354	0	1,104,982	-26,432	-2	1,078,550	1,079	
AA.136			98,981	0	107,294	-2,509	-2	104,785	105	
AA.3			834,686	0	904,791	-21,663	-2	883,128	883	
AA.8			5,990,235	0	6,462,622	-154,632	-2	6,307,990	6,308	
AA.10			542,945	0	588,559	-14,097	-2	574,462	574	
AA.12			18,122,653	0	19,213,604	-459,732	-2	18,753,872	18,754	
AA.13			16,307,726	0	16,803,513	-402,074	-2	16,401,439	16,401	
AA.14			3,665,417	0	3,837,680	-91,823	-2	3,745,857	3,746	
AA.16			1,028,530	0	1,050,129	-23,312	-2	1,026,817	1,027	
AA.17			2,479,072	0	2,639,900	-63,153	-2	2,576,747	2,577	
AA.18			5,417,741	0	5,798,755	-138,752	-2	5,660,003	5,660	
AA.19			5,483,889	0	5,898,619	-141,123	-2	5,757,496	5,757	
AA.21			7,228,851	0	7,611,991	-182,143	-2	7,429,848	7,430	
AA.22			80,988,027	0	86,284,445	-2,064,515	-2	84,219,930	84,220	
AA.23			11,279,657	0	12,048,072	-288,288	-2	11,759,784	11,760	
AA.24			2,281,702	0	2,448,558	-58,594	-2	2,389,964	2,390	
AA.25			3,091,104	0	3,156,029	-75,513	-2	3,080,516	3,081	
AA.26			890,665	0	958,443	-22,939	-2	935,504	936	
AA.27			176,070	0	190,871	-4,589	-2	186,282	186	
AA.28			5,215,987	0	5,490,994	-131,388	-2	5,359,606	5,360	
AA.29			34,971,300	0	37,197,225	-890,018	-2	36,307,207	36,307	
AA.30			9,096,561	0	9,810,776	-234,748	-2	9,576,028	9,576	
AA.31			2,217,607	0	2,403,008	-57,494	-2	2,345,514	2,346	
AA.32			978,377	0	1,060,006	-25,368	-2	1,034,638	1,035	
AA.34			155,835,438	0	159,757,414	-3,559,540	-2	156,197,874	156,198	
AA.35			52,167,780	0	53,636,433	-1,200,638	-2	52,435,795	52,436	
AA.36			83,228	0	87,030	-2,160	-3	84,870	85	
AA.37			85,164	0	89,126	-2,161	-2	86,965	87	
AA.38			0	0	0	0	0	0	0	
AA.39			159,338	0	166,913	-3,970	-2	162,943	163	
AA.40			213,291	0	223,370	-5,368	-2	218,002	218	
AA.41			13,130	0	13,811	-196	-1	13,615	14	
AA.42			172,500	0	180,584	-4,320	-2	176,264	176	
AA.43			461,592	0	471,392	-11,261	-2	460,131	460	
AA.44			1,339,658	0	1,421,622	-34,010	-2	1,387,612	1,388	
AA.45			1,179,255	0	1,246,395	-22,045	-2	1,224,350	1,224	
AA.46			145,870	0	148,912	-3,560	-2	145,352	145	
AA.47			330,749	0	350,907	-8,420	-2	342,487	342	
AA.48			1,794,937	0	1,884,495	-45,082	-2	1,839,413	1,839	
AA.50			1,456,363	0	1,543,702	-36,930	-2	1,506,772	1,507	
AA.52			15,592,640	0	16,862,021	-403,448	-2	16,458,573	16,459	
AA.53			282,869	0	306,622	-7,336	-2	299,286	299	
AA.56			1,304,845	0	1,414,132	-33,840	-2	1,380,292	1,380	
AA.57			2,866,828	0	3,107,627	-74,365	-2	3,033,262	3,033	
AA.58			99,070	0	107,381	-2,625	-3	104,756	105	
AA.60			30,754	0	33,403	-819	-3	32,584	33	
AA.61			2,022,045	0	2,161,563	-51,737	-2	2,109,826	2,110	
AA.62			79,075	0	85,699	-2,020	-2	83,679	84	
AA.63			136,647	0	146,597	-3,508	-2	143,089	143	
AA.64			296,897	0	319,143	-7,632	-2	311,511	312	
AA.65			341,102	0	364,973	-8,723	-2	356,250	356	
AA.66			1,088,884	0	1,174,799	-28,113	-2	1,146,686	1,147	
AA.67			824,823	0	885,157	-21,186	-2	863,971	864	
AA.68			591,804	0	641,524	-15,348	-2	626,176	626	
AA.69			2,828,498	0	3,066,098	-73,361	-2	2,992,737	2,993	
AA.70			1,914,798	0	2,023,817	-48,425	-2	1,975,392	1,975	
AA.72			708,945	0	768,494	-18,397	-2	750,097	750	
AA.74			7,520,397	0	8,152,048	-195,047	-2	7,957,001	7,957	
AA.75			0	0	0	0	0	0	0	
AA.76			1,600,549	0	1,735,009	-41,499	-2	1,693,510	1,694	
AA.78			449,958	0	487,759	-11,663	-2	476,096	476	
AA.80			320,541	0	345,398	-8,267	-2	337,131	337	
AA.81			0	0	0	0	0	0	0	
AA.132			203,115	0	220,171	-5,266	-2	214,905	215	
AA.83			84,640	0	91,750	-2,148	-2	89,602	90	
AA.84			60,797	0	62,224	-1,433	-2	60,791	61	
AA.85			1,782,732	0	1,932,484	-46,240	-2	1,886,244	1,886	
AA.86			3,238	0	3,394	0	0	3,394	3	
AA.87			37,196	0	40,312	-933	-2	39,379	39	
AA.89			63,989	0	69,348	-1,662	-2	67,686	68	
AA.90			102,950	0	111,590	-2,711	-2	108,879	109	
AA.91			16,766,370	0	18,083,427	-432,671	-2	17,650,756	17,651	
AA.92			69,570	0	75,401	-1,817	-2	73,584	74	
AA.95			56,955	0	61,741	-1,499	-2	60,242	60	
AA.97			521,715	0	565,552	-13,523	-2	552,029	552	
AA.98			585,057	0	627,225	-15,011	-2	612,214	612	
AA.99			17,335	0	18,842	-621	-3	18,221	18	
AA.100			3,384,951	0	3,668,384	-87,776	-2	3,580,608	3,581	
AA.101			32,707,648	0	34,351,567	-821,942	-2	33,529,625	33,530	
AA.102			8,558,265	0	8,961,963	-177,688	-2	8,784,275	8,784	
AA.104			90,948	0	98,580	-2,332	-2	96,248	96	
AA.108			359,511	0	389,712	-9,333	-2	380,379	380	
AA.109			138,136	0	149,747	-3,588	-2	146,159	146	
AA.110			1,396,055	0	1,513,328	-36,218	-2	1,477,110	1,477	
AA.111			1,334,464	0	1,446,563	-34,619	-2	1,411,944	1,412	
AA.138			1,994,387	0	2,146,685	-51,373	-2	2,095,312	2,095	
AA.112			127,048	0	137,744	-3,305	-2	134,439	134	
AA.115			59,438	0	64,412	-1,590	-3	62,822	63	
AA.117			601,145	0	651,629	-15,581	-2	636,048	636	

AA.120		2,426,965	0	2,622,599	-62,753	-2	2,559,846	2,560
AA.123		31,102	0	33,765	-822	-2	32,943	33
AA.124		587,234	0	636,560	-15,250	-2	621,310	621
AA.125		108,485	0	117,585	-2,837	-2	114,748	115
AA.127		102,107	0	110,685	-2,677	-2	108,008	108
AA.140		11,678	0	12,641	-203	-2	12,438	12
AA.133		66,193	0	71,752	-1,762	-3	69,992	70
AA.129		390,386	0	423,186	-10,121	-2	413,065	413
AA.130		5,090	0	5,650	0	0	5,650	6
AA.131		1,868,911	0	1,962,817	-46,954	-2	1,915,863	1,916
AA.139		4,919	0	5,425	0	0	5,425	5
AA.135		35,921	0	38,915	-911	-2	38,004	38
AA.137		15	0	15	0	0	15	0
A.1		1,755,832	0	1,805,494	-33,838	-2	1,771,656	1,772
A.2		0	0	15,785,061	0	0	15,785,061	15,785
A.3		0	0	1,402,191	0	0	1,402,191	1,402
A.4		0	0	22,381,341	0	0	22,381,341	22,381
A.5		0	0	0	0	0	0	0
A.6		0	0	16,219,859	0	0	16,219,859	16,220
A.7		0	0	114,646	0	0	114,646	115
A.8		0	0	66,271	-1,477	-2	64,794	65
Zone Total		796,565,743	168,487	898,408,415	-20,846,853		877,561,562	877,562

Zone	Date	KWH from NYISO	Total Unaccounted Load per Subzone
2	Sep-19	531,990,718	-14,681,477

LSE/MUNI	PTID	NAME	CSS Load	Load Mod	Total-load mod w/losses	Unaccounted	Percent	Total - load mod w/losses + unaccounted	Mwh to NYISO
BB.1			226,434,659	19,251,225	223,737,044	-8,761,934	-4	214,975,110	214,975
BB.2			2,171,793	0	2,354,232	-56,321	-2	2,297,911	2,298
BB.3			768,273	0	816,091	-19,538	-2	796,553	797
BB.4			1,010,003	0	1,094,858	-26,192	-2	1,068,666	1,069
BB.9			817,047	0	883,074	-21,115	-2	861,959	862
BB.11			527,887	0	572,215	-13,676	-2	558,539	559
BB.13			207,948	0	225,402	-5,393	-2	220,009	220
BB.15			154,241	0	157,417	-3,728	-2	153,689	154
BB.16			67,520,656	0	72,080,173	-1,724,663	-2	70,355,510	70,356
BB.17			25,011,205	0	26,708,584	-639,043	-2	26,069,541	26,070
BB.18			8,838,111	0	9,157,601	-219,105	-2	8,938,496	8,938
BB.19			399,668	0	433,232	-10,365	-2	422,867	423
BB.20			12,232	0	13,220	-220	-2	13,000	13
BB.21			15,767,661	0	16,523,432	-395,348	-2	16,128,084	16,128
BB.22			38,072,709	0	40,591,078	-971,209	-2	39,619,869	39,620
BB.23			1,529,171	0	1,656,220	-39,637	-2	1,616,583	1,617
BB.24			1,627,630	0	1,764,349	-42,220	-2	1,722,129	1,722
BB.25			1,475,013	0	1,593,912	-38,137	-2	1,555,775	1,556
BB.29			760,104	0	776,075	-18,598	-2	757,477	757
BB.30			658,512	0	672,377	-16,131	-2	656,246	656
BB.31			0	0	0	0	0	0	0
BB.32			58,194	0	59,651	-1,512	-3	58,139	58
BB.33			0	0	0	0	0	0	0
BB.34			1,536,984	0	1,569,346	-37,542	-2	1,531,804	1,532
BB.35			0	0	0	0	0	0	0
BB.36			2,168,645	0	2,214,199	-52,986	-2	2,161,213	2,161
BB.37			0	0	0	0	0	0	0
BB.38			1,330,271	0	1,417,254	-33,913	-2	1,383,341	1,383
BB.39			970,536	0	1,029,735	-24,626	-2	1,005,109	1,005
BB.41			1,464,522	0	1,587,534	-37,975	-2	1,549,559	1,550
BB.42			225,511	0	244,455	-5,836	-2	238,619	239
BB.45			857,144	0	929,152	-22,240	-2	906,912	907
BB.46			2,607,345	0	2,826,359	-67,627	-2	2,758,732	2,759
BB.47			81,895	0	88,761	-2,079	-2	86,682	87
BB.49			21,589	0	23,449	-714	-3	22,735	23
BB.50			75,553	0	81,894	-1,941	-2	79,953	80
BB.51			358,569	0	388,676	-9,299	-2	379,377	379
BB.52			1,833,419	0	1,987,430	-47,550	-2	1,939,880	1,940
BB.53			249,958	0	270,966	-6,484	-2	264,482	264
BB.54			1,011,817	0	1,084,271	-25,946	-2	1,058,325	1,058
BB.56			910	0	933	0	0	933	1
BB.57			6,830	0	7,300	0	0	7,300	7
BB.58			5,494,369	0	5,955,616	-142,494	-2	5,813,122	5,813
BB.59			1,702,469	0	1,845,464	-44,161	-2	1,801,303	1,801
BB.61			194,727	0	211,104	-5,049	-2	206,055	206
BB.63			46,425	0	50,335	-1,171	-2	49,164	49
BB.64			23	0	23	0	0	23	0
BB.65			203	0	203	0	0	203	0
BB.66			38,923	0	41,303	-1,118	-3	40,185	40
BB.67			1,080	0	1,131	-27	-2	1,104	1
BB.68			280	0	292	-9	-3	283	0
BB.69			30,718	0	32,157	-756	-2	31,401	31
BB.70			0	0	0	0	0	0	0
BB.71			6,663,611	0	6,804,128	-162,801	-2	6,641,327	6,641
BB.73			91,166	0	98,830	-2,337	-2	96,493	96
BB.74			2,165,987	0	2,211,490	-52,903	-2	2,158,587	2,159
BB.75			1,313,345	0	1,423,425	-34,063	-2	1,389,362	1,389
BB.76			36,804	0	39,863	-923	-2	38,940	39
BB.77			51,098	0	55,372	-1,303	-2	54,069	54
BB.79			361,060	0	391,399	-9,359	-2	382,040	382
BB.80			92,133	0	99,865	-2,384	-2	97,481	97
BB.81			1,571,924	0	1,700,887	-40,686	-2	1,660,201	1,660
BB.82			70,102	0	75,965	-1,848	-2	74,117	74
BB.85			51,323	0	55,624	-1,315	-2	54,309	54
B.4			216	0	216	0	0	216	0
BB.87			149,659	0	162,233	-3,897	-2	158,336	158
BB.88			274,456	0	297,502	-7,101	-2	290,401	290
BB.89			67,521	0	73,176	-1,798	-3	71,378	71

BB.90	1,941,944	0	2,105,057	-50,352	-2	2,054,705	2,055
BB.92	100,003	0	108,377	-2,615	-2	105,762	106
BB.93	8,825,280	0	9,240,837	-229,574	-3	9,011,263	9,011
BB.95	76,117	0	82,507	-1,954	-2	80,553	81
BB.98	353,560	0	383,261	-9,164	-2	374,097	374
BB.99	241,331	0	261,601	-6,277	-2	255,324	255
BB.100	849,824	0	921,212	-22,054	-2	899,158	899
BB.101	2,205,350	0	2,390,609	-57,179	-2	2,333,430	2,333
BB.126	8,683,843	0	9,379,106	-224,414	-2	9,154,692	9,155
BB.102	109,450	0	118,617	-2,813	-2	115,804	116
BB.105	180,797	0	195,999	-4,727	-2	191,272	191
BB.107	462,373	0	501,217	-11,994	-2	489,223	489
BB.110	1,634,687	0	1,765,192	-42,230	-2	1,722,962	1,723
BB.111	8,873	0	9,660	-36	0	9,624	10
BB.112	340,105	0	368,678	-8,817	-2	359,861	360
BB.113	75,810	0	82,180	-1,947	-2	80,233	80
BB.114	205,119	0	209,378	-5,018	-2	204,360	204
BB.116	83,251	0	90,261	-2,111	-2	88,150	88
BB.131	17,026	0	18,523	-548	-3	17,975	18
BB.122	26,202	0	28,369	-720	-3	27,649	28
BB.118	73,712	0	79,914	-1,915	-2	77,999	78
BB.119	2,994	0	3,105	0	0	3,105	3
BB.121	889,354	0	944,206	-22,593	-2	921,613	922
BB.129	27,015	0	29,283	-721	-3	28,562	29
BB.124	142,337	0	154,298	-3,687	-2	150,611	151
BB.128	1,416	0	1,416	0	0	1,416	1
BB.127	1,765,950	0	1,803,026	-43,141	-2	1,759,885	1,760
BB.130	251,296	0	272,405	-6,528	-2	265,877	266
B.2	0	0	64,114,535	0	0	64,114,535	64,115
B.3	0	0	11,759,812	0	0	11,759,812	11,760
Zone Total	458,668,856	19,251,225	546,672,195	-14,681,475		531,990,720	531,991

Zone	Date	KWH from NYISO	Total Unaccounted Load per Subzone
3	Sep-19	319,729,128	-6,616,341

LSE/MUNI	PTID	NAME	CSS Load	Load Mod	Total-load mod w/losses	Unaccounted	Percent	Total - load mod w/losses + unaccounted	Mwh to NYISO
CC.1			134,845,499	29,629,297	115,448,972	-2,400,157	-2	113,048,815	113,049
CC.2			1,963,554	0	2,128,503	-50,933	-2	2,077,570	2,078
CC.3			120,177	0	130,266	-3,092	-2	127,174	127
CC.4			789,285	0	855,576	-20,477	-2	835,099	835
CC.9			437,347	0	473,218	-11,327	-2	461,891	462
CC.11			319,375	0	346,201	-8,296	-2	337,905	338
CC.13			598,830	0	649,129	-15,528	-2	633,601	634
CC.14			356	0	383	-4	-1	379	0
CC.15			3,261,922	0	3,532,440	-84,515	-2	3,447,925	3,448
CC.17			68,751,784	0	72,677,053	-1,738,943	-2	70,938,110	70,938
CC.18			15,530,686	0	16,559,749	-396,237	-2	16,163,512	16,164
CC.19			892,976	0	967,973	-23,172	-2	944,801	945
CC.20			767,538	0	832,006	-19,901	-2	812,105	812
CC.21			11,354	0	12,289	-182	-2	12,107	12
CC.22			4,135,260	0	4,373,876	-104,661	-2	4,269,215	4,269
CC.23			16,116,332	0	17,181,602	-411,116	-2	16,770,486	16,770
CC.24			678,900	0	735,916	-17,614	-2	718,302	718
CC.25			1,748,515	0	1,895,391	-45,352	-2	1,850,039	1,850
CC.26			2,332,248	0	2,484,333	-59,438	-2	2,424,895	2,425
CC.30			56,712	0	58,159	-1,464	-3	56,695	57
CC.31			112,894	0	115,164	-2,769	-2	112,395	112
CC.32			5,775,479	0	6,139,974	-146,918	-2	5,993,056	5,993
CC.33			2,754	0	2,758	0	0	2,758	3
CC.35			415,371	0	450,258	-10,774	-2	439,484	439
CC.36			187,578	0	203,338	-4,887	-2	198,451	198
CC.37			283,294	0	289,246	-6,918	-2	282,328	282
CC.40			760,942	0	824,848	-19,740	-2	805,108	805
CC.41			3,636,512	0	3,941,981	-94,319	-2	3,847,662	3,848
CC.42			83,879	0	90,932	-2,139	-2	88,793	89
CC.44			16,160	0	17,540	-480	-3	17,060	17
CC.45			61,102	0	66,220	-1,626	-3	64,594	65
CC.46			0	0	0	0	0	0	0
CC.47			297,409	0	322,403	-7,696	-2	314,707	315
CC.48			2,309,231	0	2,503,214	-59,887	-2	2,443,327	2,443
CC.49			181,105	0	196,314	-4,709	-2	191,605	192
CC.50			358,017	0	388,094	-9,270	-2	378,824	379
CC.52			7,433,930	0	8,058,073	-192,806	-2	7,865,267	7,865
CC.96			1,298,357	0	1,407,411	-33,660	-2	1,373,751	1,374
CC.54			114,339	0	123,947	-2,969	-2	120,978	121
CC.57			0	0	0	0	0	0	0
CC.58			0	0	0	0	0	0	0
CC.59			8	0	8	0	0	8	0
CC.60			0	0	0	0	0	0	0
CC.61			62	0	66	0	0	66	0
CC.62			5,512	0	5,820	-31	-1	5,789	6
CC.63			159	0	171	0	0	171	0
CC.64			9	0	9	0	0	9	0
CC.65			0	0	0	0	0	0	0
CC.66			316	0	323	0	0	323	0
CC.67			0	0	0	0	0	0	0
CC.68			0	0	0	0	0	0	0
CC.69			1	0	1	0	0	1	0
CC.70			328	0	328	0	0	328	0
CC.71			5,295	0	5,797	-240	-4	5,557	6
CC.72			95	0	97	-3	-3	94	0
CC.73			253	0	258	0	0	258	0
CC.74			6	0	6	0	0	6	0
CC.75			53	0	53	0	0	53	0
CC.76			817	0	835	-19	-2	816	1

CC.77	3	0	3	0	0	3	0
CC.78	1,972	0	1,973	-3	0	1,970	2
CC.79	384	0	384	0	0	384	0
CC.80	9	0	9	0	0	9	0
CC.81	5,053	0	5,213	-174	-3	5,039	5
CC.82	1,883	0	1,890	0	0	1,890	2
CC.83	246	0	246	0	0	246	0
CC.84	173	0	184	0	0	184	0
CC.85	50	0	51	0	0	51	0
CC.86	261	0	268	-2	-1	266	0
CC.87	25	0	25	0	0	25	0
CC.88	14	0	14	0	0	14	0
CC.89	17	0	17	0	0	17	0
CC.90	7	0	7	0	0	7	0
CC.91	7	0	7	0	0	7	0
CC.92	216	0	234	-5	-2	229	0
CC.93	0	0	0	0	0	0	0
CC.145	1,187,589	0	1,243,426	-29,747	-2	1,213,679	1,214
CC.95	58,341	0	63,240	-1,564	-3	61,676	62
CC.97	1,679,024	0	1,820,053	-43,550	-2	1,776,503	1,777
CC.98	48,816	0	52,925	-1,231	-2	51,694	52
CC.99	73,224	0	79,382	-1,911	-2	77,471	77
CC.101	419,129	0	454,339	-10,863	-2	443,476	443
CC.102	55,666	0	60,352	-1,484	-3	58,868	59
CC.103	899,722	0	975,286	-23,345	-2	951,941	952
CC.104	102,311	0	110,895	-2,697	-2	108,198	108
CC.107	48,048	0	52,083	-1,231	-2	50,852	51
C.10	1,374	0	1,488	-12	-1	1,476	1
CC.109	273,194	0	296,143	-7,092	-2	289,051	289
CC.110	350,793	0	380,248	-9,089	-2	371,159	371
CC.111	72,891	0	79,013	-1,895	-2	77,118	77
CC.112	43,653	0	44,567	-1,064	-2	43,503	44
CC.113	2,540,554	0	2,753,965	-65,887	-2	2,688,078	2,688
CC.114	685,982	0	743,597	-17,809	-2	725,788	726
CC.115	89,915	0	97,459	-2,362	-2	95,097	95
CC.151	880,796	0	909,318	10,408	1	919,726	920
CC.116	12,046,835	0	12,556,517	-16,667	0	12,539,850	12,540
CC.118	107,230	0	116,232	-2,788	-2	113,444	113
CC.121	62,265	0	67,471	-1,641	-2	65,830	66
CC.122	95,719	0	103,750	-2,495	-2	101,255	101
CC.123	1,022,156	0	1,108,030	-26,515	-2	1,081,515	1,082
CC.124	540,022	0	585,388	-13,996	-2	571,392	571
CC.150	4,065,514	0	4,405,196	-105,402	-2	4,299,794	4,300
CC.125	84,743	0	91,855	-2,149	-2	89,706	90
CC.128	38,639	0	41,908	-960	-2	40,948	41
CC.130	361,745	0	392,130	-9,376	-2	382,754	383
CC.133	793,624	0	860,291	-20,586	-2	839,705	840
CC.134	11,850	0	12,817	-199	-2	12,618	13
CC.135	285,986	0	310,015	-7,408	-2	302,607	303
CC.136	15,035	0	16,278	-465	-3	15,813	16
CC.138	43,848	0	47,529	-1,098	-2	46,431	46
C.15	27,105	0	29,365	-736	-3	28,629	29
CC.146	5,972	0	6,676	0	0	6,676	7
CC.140	74,784	0	81,054	-1,930	-2	79,124	79
CC.141	2,805	0	2,871	0	0	2,871	3
CC.142	100,755	0	103,022	-2,415	-2	100,607	101
CC.143	0	0	0	0	0	0	0
CC.144	362,685	0	393,164	-9,399	-2	383,765	384
CC.153	29,348	0	31,861	-780	-3	31,081	31
CC.147	68,768	0	74,522	-1,810	-2	72,712	73
CC.149	2,155	0	2,155	0	0	2,155	2
C.11	0	0	0	0	0	0	0
C.1	4,732,008	0	4,779,802	-7,538	0	4,772,264	4,772
C.2	0	0	8,168,594	0	0	8,168,594	8,169
C.3	0	0	862,440	0	0	862,440	862
C.4	477,900	0	500,580	3,627	1	504,207	504
C.5	660	0	662	-64	-11	598	1
C.6	0	0	7,016,262	0	0	7,016,262	7,016
C.7	0	0	0	0	0	0	0
C.8	6,378,714	0	6,512,676	-155,815	-2	6,356,861	6,357
C.9	322,540	0	337,530	-862	0	336,668	337
Zone Total	318,382,669	29,629,297	326,345,469	-6,616,345		319,729,124	319,729

Zone	Date	KWH from NYISO	Total Unaccounted Load per Subzone
4	Sep-19	857,066,089	-18,125,408

LSE/MUNI	PTID	NAME	CSS Load	Load Mod	Total-load mod w/losses	Unaccounted	Percent	Total - load mod w/losses + unaccounted	Mwh to NYISO
DD.1			324,728,303	29,885,579	320,021,196	-5,557,749	-2	314,463,447	314,463
DD.2			3,308,152	0	3,586,033	-85,810	-2	3,500,223	3,500
DD.3			81,980	0	88,843	-2,083	-2	86,760	87
DD.4			1,756,967	0	1,904,553	-45,570	-2	1,858,983	1,859
DD.9			704,752	0	757,070	-18,110	-2	738,960	739
DD.11			541,504	0	586,984	-14,037	-2	572,947	573
DD.13			9,648,417	0	9,851,041	-120,387	-1	9,730,654	9,731
DD.14			996,735	0	1,064,755	-25,468	-2	1,039,287	1,039
DD.15			59,521	0	64,520	-1,619	-3	62,901	63
DD.17			128,927,506	0	136,894,501	-3,275,489	-2	133,619,012	133,619
DD.18			137,148,182	0	142,083,850	-3,399,639	-2	138,684,211	138,684
DD.19			29,653,588	0	30,768,921	-736,220	-2	30,032,701	30,033
DD.20			836,393	0	906,633	-21,700	-2	884,933	885
DD.21			45,830	0	49,688	-1,207	-2	48,481	48
DD.22			3,631,904	0	3,819,216	-91,383	-2	3,727,833	3,728
DD.23			36,642,108	0	39,447,172	-943,867	-2	38,503,305	38,503
DD.24			317,223	0	343,874	-8,228	-2	335,646	336
DD.25			2,993,232	0	3,244,537	-77,646	-2	3,166,891	3,167

DD.26	3,966,270	0	4,297,197	-102,814	-2	4,194,383	4,194
DD.29	125,260	0	127,864	-3,070	-2	124,794	125
DD.30	24,669,003	0	25,741,406	-615,931	-2	25,125,475	25,125
DD.34	412,654	0	447,320	-10,697	-2	436,623	437
DD.35	331,134	0	358,946	-8,587	-2	350,359	350
DD.38	2,764,829	0	2,997,075	-71,730	-2	2,925,345	2,925
DD.39	6,574,259	0	7,081,009	-169,419	-2	6,911,590	6,912
DD.40	207,374	0	224,801	-5,371	-2	219,430	219
DD.42	919,936	0	939,254	-22,476	-2	916,778	917
DD.43	1,349,131	0	1,377,463	-32,966	-2	1,344,497	1,344
DD.44	33,960	0	36,797	-883	-2	35,914	36
DD.45	307,890	0	333,754	-7,969	-2	325,785	326
DD.46	930,774	0	1,008,961	-24,149	-2	984,812	985
DD.47	1,959,249	0	2,123,825	-50,823	-2	2,073,002	2,073
DD.48	1,733,832	0	1,879,467	-44,957	-2	1,834,510	1,835
DD.49	4,705,374	0	5,099,423	-121,991	-2	4,977,432	4,977
DD.51	13,240,966	0	14,352,543	-343,402	-2	14,009,141	14,009
DD.52	131,921	0	134,739	-3,230	-2	131,509	132
DD.53	3,200,421	0	3,469,257	-83,012	-2	3,386,245	3,386
DD.56	446,171	0	483,647	-11,556	-2	472,091	472
DD.57	105,272	0	114,104	-2,716	-2	111,388	111
DD.58	5,632	0	5,632	-6	0	5,626	6
DD.59	1,638	0	1,638	0	0	1,638	2
DD.60	2,146	0	2,146	0	0	2,146	2
DD.61	14,784	0	15,418	-600	-4	14,818	15
DD.62	3,251	0	3,404	-87	-3	3,317	3
DD.64	10,481	0	10,644	-213	-2	10,431	10
DD.65	250	0	250	0	0	250	0
DD.66	0	0	0	0	0	0	0
DD.68	0	0	0	0	0	0	0
DD.69	7,441,999	0	7,769,320	-185,891	-2	7,583,429	7,583
DD.71	274,752	0	280,528	-6,708	-2	273,820	274
DD.72	181,417	0	196,662	-4,733	-2	191,929	192
DD.74	2,760,566	0	2,992,206	-71,598	-2	2,920,608	2,921
DD.75	156,772	0	169,450	-4,057	-2	165,393	165
DD.76	98,854	0	107,166	-2,614	-3	104,552	105
DD.78	1,334,240	0	1,446,161	-34,601	-2	1,411,560	1,412
DD.79	161,753	0	175,355	-4,197	-2	171,158	171
DD.80	747,988	0	810,800	-19,399	-2	791,401	791
DD.81	173,520	0	177,085	-4,205	-2	172,880	173
DD.82	903,672	0	922,683	-22,089	-2	900,594	901
DD.83	178,704	0	182,716	-4,216	-2	178,500	179
DD.84	203,759	0	220,870	-5,276	-2	215,594	216
DD.87	185,421	0	200,994	-4,807	-2	196,187	196
DD.89	8,902,708	0	9,451,999	-226,164	-2	9,225,835	9,226
DD.90	1,351,850	0	1,465,403	-35,063	-2	1,430,340	1,430
DD.91	66,223	0	71,767	-1,711	-2	70,056	70
DD.92	5,888,321	0	6,382,934	-152,732	-2	6,230,202	6,230
DD.93	438,152	0	474,947	-11,351	-2	463,596	464
DD.94	58,739	0	63,642	-1,558	-3	62,084	62
DD.95	35,755,764	0	36,808,783	-304,253	-1	36,504,530	36,505
DD.97	381,748	0	413,805	-9,895	-2	403,910	404
DD.100	518,431	0	561,969	-13,450	-2	548,519	549
DD.101	95,927	0	103,984	-2,520	-2	101,464	101
DD.102	1,580,922	0	1,713,711	-41,012	-2	1,672,699	1,673
DD.103	2,154,521	0	2,335,496	-55,883	-2	2,279,613	2,280
DD.127	7,457,642	0	8,070,751	-193,110	-2	7,877,641	7,878
DD.104	141,621	0	153,519	-3,672	-2	149,847	150
DD.107	822,098	0	891,149	-21,321	-2	869,828	870
DD.109	828,737	0	898,368	-21,493	-2	876,875	877
DD.112	10,941,252	0	11,765,093	-281,497	-2	11,483,596	11,484
DD.113	186,240	0	201,891	-4,821	-2	197,070	197
DD.114	780,379	0	845,930	-20,225	-2	825,705	826
DD.115	34,729	0	37,661	-845	-2	36,816	37
DD.117	176,955	0	191,794	-4,612	-2	187,182	187
D.13	54,572	0	59,161	-1,436	-2	57,725	58
DD.123	95,855	0	103,894	-2,489	-2	101,405	101
DD.119	170,217	0	184,503	-4,399	-2	180,104	180
DD.120	29,982	0	32,531	-759	-2	31,772	32
DD.122	2,702,992	0	2,930,037	-70,114	-2	2,859,923	2,860
DD.129	50,321	0	54,535	-1,283	-2	53,252	53
DD.125	94,948	0	102,909	-2,467	-2	100,442	100
DD.126	791,562	0	858,052	-20,542	-2	837,510	838
D.1	0	0	1,012,480	0	0	1,012,480	1,012
D.2	0	0	0	0	0	0	0
D.3	4,379	0	4,469	-244	-6	4,225	4
D.4	0	0	0	0	0	0	0
D.5	2,665	0	2,665	-6	0	2,659	3
D.6	472,000	0	476,795	-11,445	-2	465,350	465
D.7	390,759	0	394,715	-9,525	-2	385,190	385
D.8	130,582	0	131,901	-3,171	-2	128,730	129
D.14	2,090,961	0	2,134,887	-51,085	-2	2,083,802	2,084
Zone Total	850,624,330	29,885,579	875,191,497	-18,125,411		857,066,086	857,066

Zone	Date	KWH from NYISO	Total Unaccounted Load per Subzone							
29	Sep-19	173,673,564	-5,651,605							
LSE/MUNI	PTID	NAME	CSS Load	Load Mod	Total-load mod w/losses	Unaccounted	Percent	Total - load mod w/losses + unaccounted	Mwh to NYISO	
EE.1			74,954,802	7,098	80,686,481	-3,549,608	-5	77,136,873	77,137	
EE.2			733,987	0	795,642	-19,022	-2	776,620	777	
EE.3			17,041	0	18,523	-549	-3	17,974	18	
EE.4			252,632	0	273,855	-6,546	-2	267,309	267	
EE.9			2,602,064	0	2,805,584	-67,145	-2	2,738,439	2,738	
EE.11			125,441	0	135,979	-3,254	-2	132,725	133	
EE.12			11,915	0	12,889	-205	-2	12,684	13	

EE.14	81,636	0	88,529	-2,079	-2	86,450	86
EE.15	588,175	0	637,110	-15,247	-2	621,863	622
EE.16	325,329	0	352,661	-8,445	-2	344,216	344
EE.17	312,081	0	338,292	-8,096	-2	330,196	330
EE.20	21,863,035	0	23,171,831	-554,430	-2	22,617,401	22,617
EE.21	5,637,543	0	6,008,243	-143,768	-2	5,864,475	5,864
EE.22	798,753	0	865,861	-20,726	-2	845,135	845
EE.23	43,642	0	47,341	-1,074	-2	46,267	46
EE.24	3,505	0	3,700	0	0	3,700	4
EE.25	2,355,079	0	2,498,744	-59,781	-2	2,438,963	2,439
EE.26	5,491,029	0	5,863,570	-140,295	-2	5,723,275	5,723
EE.27	1,042,035	0	1,122,252	-26,851	-2	1,095,401	1,095
EE.28	708,020	0	766,192	-18,346	-2	747,846	748
EE.29	1,214,709	0	1,316,602	-31,483	-2	1,285,119	1,285
EE.31	4,910,549	0	5,156,011	-161,962	-3	4,994,049	4,994
EE.32	526,315	0	537,364	-11,996	-2	525,368	525
EE.34	79,795	0	81,265	-2,141	-3	79,124	79
EE.35	4,799,304	0	4,900,184	-117,273	-2	4,782,911	4,783
EE.36	2,259,358	0	2,388,456	-57,139	-2	2,331,317	2,331
EE.39	3,376,433	0	3,660,047	-87,574	-2	3,572,473	3,572
EE.40	147,513	0	159,944	-3,845	-2	156,099	156
EE.42	274,607	0	297,643	-7,123	-2	290,520	291
EE.43	1,265,245	0	1,371,524	-32,831	-2	1,338,693	1,339
EE.44	42,057	0	45,595	-1,074	-2	44,521	45
EE.46	11,111	0	12,032	-170	-1	11,862	12
EE.47	20,157	0	21,892	-698	-3	21,194	21
EE.48	34,220	0	36,029	-851	-2	35,178	35
EE.49	236,429	0	254,927	-6,090	-2	248,837	249
EE.50	792,428	0	858,992	-20,548	-2	838,444	838
EE.51	218,737	0	237,109	-5,665	-2	231,444	231
EE.52	294,009	0	318,712	-7,625	-2	311,087	311
EE.54	2,771,233	0	3,004,015	-71,879	-2	2,932,136	2,932
EE.55	438,361	0	475,189	-11,389	-2	463,800	464
EE.57	42,662	0	46,257	-1,082	-2	45,175	45
EE.59	10,577	0	11,501	-147	-1	11,354	11
EE.60	0	0	0	0	0	0	0
EE.61	0	0	0	0	0	0	0
EE.62	30	0	31	0	0	31	0
EE.63	811,513	0	861,024	-20,603	-2	840,421	840
EE.65	21,210	0	23,036	-711	-3	22,325	22
EE.66	497,363	0	539,142	-12,905	-2	526,237	526
EE.67	7,202	0	7,919	0	0	7,919	8
EE.68	7,643	0	8,363	0	0	8,363	8
EE.70	27,690	0	30,012	-748	-3	29,264	29
EE.71	35,166	0	38,112	-903	-2	37,209	37
EE.72	3,269,701	0	3,522,166	-84,276	-2	3,437,890	3,438
EE.73	31,794	0	34,496	-841	-2	33,655	34
EE.76	26,832	0	29,061	-732	-3	28,329	28
EE.78	81,351	0	88,154	-2,088	-2	86,066	86
EE.79	262,511	0	284,572	-6,808	-2	277,764	278
EE.80	18,681	0	20,303	-701	-4	19,602	20
EE.81	1,044,012	0	1,131,704	-27,080	-2	1,104,624	1,105
EE.82	1,339,041	0	1,448,406	-34,644	-2	1,413,762	1,414
EE.83	2,842,074	0	2,974,928	-96,560	-3	2,878,368	2,878
EE.85	43,197	0	46,817	-1,089	-2	45,728	46
EE.88	103,123	0	111,768	-2,709	-2	109,059	109
EE.89	337,510	0	365,835	-8,748	-2	357,087	357
EE.90	385,783	0	418,210	-9,992	-2	408,218	408
EE.91	726	0	726	0	0	726	1
EE.115	974,339	0	1,053,655	-25,205	-2	1,028,450	1,028
EE.92	26,381	0	28,576	-727	-3	27,849	28
EE.95	24,653	0	26,705	-720	-3	25,985	26
EE.97	212,719	0	230,594	-5,564	-2	225,030	225
EE.100	549,188	0	588,489	-14,083	-2	574,406	574
EE.103	18,711	0	20,331	-670	-3	19,661	20
EE.104	187,568	0	203,327	-4,883	-2	198,444	198
EE.105	865	0	865	0	0	865	1
EE.107	12,751	0	13,812	-264	-2	13,548	14
EE.117	5,575	0	6,204	0	0	6,204	6
EE.114	10,509	0	11,375	-102	-1	11,273	11
EE.109	21,732	0	23,587	-712	-3	22,875	23
EE.110	0	0	0	0	0	0	0
EE.111	15,337	0	16,697	-479	-3	16,218	16
EE.116	1,053	0	1,053	0	0	1,053	1
EE.112	3,692	0	3,936	0	0	3,936	4
E.1	0	0	8,538,736	0	0	8,538,736	8,539
E.3	0	0	4,887,873	0	0	4,887,873	4,888
Zone Total		154,972,779	7,098	179,325,169	-5,651,599	173,673,570	173,674

Zone	Date	KWH from NYISO	Total Unaccounted Load per Subzone	Actload sum for all LSEs
31	Sep-19	41,839,251	508,971	

LSE/MUNI	PTID	NAME	CSS Load	Load Mod	Total-load mod w/losses	Unaccounted	Percent	Total - load mod w/losses + unaccounted	Mwh to NYISO
FF.1			15,084,199	892,132	15,402,892	367,797	2	15,770,689	15,771
FF.2			225,987	0	244,951	-5,848	-2	239,103	239
FF.3			65,709	0	71,239	-1,697	-2	69,542	70
FF.8			1,852	0	1,852	0	0	1,852	2
FF.10			12,704	0	13,754	-267	-2	13,487	13
FF.12			9,421	0	10,223	-33	0	10,190	10
FF.13			975,718	0	1,050,317	-25,137	-2	1,025,180	1,025
FF.15			3,101,737	0	3,340,917	-79,920	-2	3,260,997	3,261
FF.16			1,560,511	0	1,691,609	-40,469	-2	1,651,140	1,651
FF.17			98,240	0	106,493	-2,604	-3	103,889	104
FF.18			120,771	0	130,918	-3,085	-2	127,833	128
FF.19			58	0	58	0	0	58	0

FF.20		346,920	0	376,053	-8,996	-2	367,057	367
FF.21		22,121	0	23,993	-720	-3	23,273	23
FF.22		283,142	0	306,926	-7,348	-2	299,578	300
FF.23		80,980	0	87,774	-2,050	-2	85,724	86
FF.24		1,496,983	0	1,588,293	-37,995	-2	1,550,298	1,550
FF.25		46,763	0	50,672	-1,187	-2	49,485	49
FF.26		47,942	0	51,963	-1,200	-2	50,763	51
FF.29		57,691	0	62,520	-1,551	-3	60,969	61
FF.30		353,260	0	382,928	-9,169	-2	373,759	374
FF.31		13,308	0	14,402	-320	-2	14,082	14
FF.33		2,873	0	2,931	0	0	2,931	3
FF.34		8,749	0	9,510	-15	0	9,495	9
FF.35		28,985	0	31,441	-723	-2	30,718	31
FF.36		56,377	0	61,099	-1,514	-3	59,585	60
FF.37		13,799	0	14,926	-358	-2	14,568	15
FF.38		13,005	0	14,072	-279	-2	13,793	14
FF.40		891,101	0	965,943	-23,103	-2	942,840	943
FF.41		60,692	0	65,757	-1,620	-3	64,137	64
FF.42		8,274	0	9,014	-6	0	9,008	9
FF.44		1,269	0	1,269	0	0	1,269	1
FF.45		0	0	0	0	0	0	0
FF.46		1,472	0	1,572	0	0	1,572	2
FF.48		30	0	30	0	0	30	0
FF.49		22	0	22	0	0	22	0
FF.50		15	0	15	0	0	15	0
FF.52		117,856	0	120,301	-2,878	-2	117,423	117
FF.53		9,584	0	10,426	-76	-1	10,350	10
FF.54		181,584	0	196,829	-4,713	-2	192,116	192
FF.55		7,412	0	8,132	0	0	8,132	8
FF.56		1,710	0	1,710	0	0	1,710	2
FF.58		17,830	0	19,386	-639	-3	18,747	19
FF.59		14,704	0	15,914	-384	-2	15,530	16
FF.60		157,561	0	170,810	-4,084	-2	166,726	167
FF.61		6,937	0	7,655	0	0	7,655	8
FF.64		13,856	0	15,055	-358	-2	14,697	15
FF.65		60,549	0	65,605	-1,617	-3	63,988	64
FF.66		34,147	0	36,995	-843	-2	36,152	36
FF.96		3,714	0	3,949	0	0	3,949	4
FF.67		552,589	0	599,000	-14,328	-2	584,672	585
FF.68		812,879	0	855,113	28,343	3	883,456	883
FF.71		10,102	0	10,977	-116	-1	10,861	11
FF.74		3,229	0	3,398	0	0	3,398	3
FF.75		2,706	0	2,746	0	0	2,746	3
FF.76		138,226	0	149,848	-3,585	-2	146,263	146
FF.77		1,658	0	1,658	0	0	1,658	2
FF.99		13,516	0	14,663	-371	-3	14,292	14
FF.78		11,553	0	12,500	-188	-2	12,312	12
FF.81		2,893	0	2,979	0	0	2,979	3
FF.83		73,069	0	79,189	-1,909	-2	77,280	77
FF.95		163,405	0	176,163	-4,200	-2	171,963	172
FF.87		45,640	0	49,481	-1,132	-2	48,349	48
FF.88		2,464	0	2,464	0	0	2,464	2
FF.90		2,773	0	2,887	0	0	2,887	3
FF.101		7,388	0	8,107	0	0	8,107	8
FF.92		12,141	0	13,145	-238	-2	12,907	13
FF.93		111	0	111	0	0	111	0
FF.100		1,873	0	1,873	0	0	1,873	2
FF.97		1,841	0	1,841	0	0	1,841	2
FF.102		528	0	528	0	0	528	1
F.1		12,285,606	0	12,480,494	411,707	3	12,892,201	12,892
Zone Total		39,866,314	892,132	41,330,280	508,974		41,839,254	41,839
Grand Total		2,619,080,691	79,833,818	2,867,273,025	-65,412,709		2,801,860,316	2,801,860

Zone	Date	KWH from NYISO	Total Unaccounted Load per Subzone							
1	Oct-19	876,360,887	-19,071,414							
LSE/MUNI	PTID	NAME	CSS Load	Load Mod	Total-load mod w/losses	Unaccounted	Percent	Total - load mod w/losses + unaccounted	Mwh to NYISO	
AA.1			233,521,624	188,577	250,936,790	-6,042,400	-2	244,894,390	244,894	
AA.2			978,435	0	1,060,619	-26,492	-3	1,034,127	1,034	
AA.136			98,431	0	106,698	-2,623	-3	104,075	104	
AA.3			806,762	0	874,527	-21,848	-3	852,679	853	
AA.8			5,829,968	0	6,290,792	-157,172	-3	6,133,620	6,134	
AA.10			502,289	0	544,476	-13,588	-3	530,888	531	
AA.12			18,205,842	0	19,310,701	-482,446	-3	18,828,255	18,828	
AA.13			16,383,789	0	16,869,497	-421,444	-3	16,448,053	16,448	
AA.14			3,882,312	0	4,064,783	-101,554	-3	3,963,229	3,963	
AA.16			1,076,834	0	1,099,539	-21,865	-2	1,077,674	1,078	
AA.17			2,496,387	0	2,659,086	-66,441	-3	2,592,645	2,593	
AA.18			4,851,756	0	5,196,412	-129,823	-3	5,066,589	5,067	
AA.19			5,772,365	0	6,208,987	-155,121	-3	6,053,866	6,054	
AA.21			6,358,457	0	6,695,863	-167,275	-3	6,528,588	6,529	
AA.22			79,370,774	0	84,489,401	-2,110,790	-3	82,378,611	82,379	
AA.23			10,581,873	0	11,284,835	-281,926	-3	11,002,909	11,003	
AA.24			2,692,472	0	2,888,632	-72,173	-3	2,816,459	2,816	
AA.25			3,361,543	0	3,432,121	-85,734	-3	3,346,387	3,346	
AA.26			974,852	0	1,048,422	-26,191	-3	1,022,231	1,022	
AA.27			171,251	0	185,634	-4,612	-3	181,022	181	
AA.28			4,609,325	0	4,853,315	-121,255	-3	4,732,060	4,732	
AA.29			34,665,393	0	36,865,915	-921,025	-3	35,944,890	35,945	
AA.30			8,732,411	0	9,411,542	-235,123	-3	9,176,419	9,176	
AA.31			2,100,591	0	2,275,978	-56,860	-3	2,219,118	2,219	
AA.32			924,700	0	1,001,887	-25,034	-3	976,853	977	
AA.34			158,141,623	0	162,136,553	-3,147,185	-2	158,989,368	158,989	
AA.35			49,337,514	0	50,755,629	-971,753	-2	49,783,876	49,784	
AA.36			87,207	0	91,287	-2,232	-3	89,055	89	
AA.37			112,136	0	117,392	-2,885	-3	114,507	115	
AA.38			0	0	0	0	0	0	0	
AA.39			165,017	0	172,854	-4,469	-3	168,385	168	
AA.40			204,146	0	213,778	-5,272	-3	208,506	209	
AA.41			12,677	0	13,363	-138	-1	13,225	13	
AA.42			121,217	0	126,845	-3,138	-3	123,707	124	
AA.43			470,208	0	480,189	-12,003	-3	468,186	468	
AA.44			1,191,193	0	1,264,136	-31,580	-3	1,232,556	1,233	
AA.45			1,242,557	0	1,312,874	-22,225	-2	1,290,649	1,291	
AA.46			145,683	0	148,726	-3,653	-3	145,073	145	
AA.47			162,428	0	172,320	-4,314	-3	168,006	168	
AA.48			1,685,667	0	1,770,322	-44,225	-3	1,726,097	1,726	
AA.50			1,477,078	0	1,565,894	-39,108	-3	1,526,786	1,527	
AA.52			14,733,338	0	15,932,057	-398,029	-3	15,534,028	15,534	
AA.53			275,039	0	298,141	-7,426	-3	290,715	291	
AA.56			1,210,139	0	1,311,497	-32,762	-3	1,278,735	1,279	
AA.57			2,667,763	0	2,891,847	-72,260	-3	2,819,587	2,820	
AA.58			95,829	0	103,864	-2,627	-3	101,237	101	
AA.60			30,299	0	32,867	-808	-3	32,059	32	
AA.61			2,078,355	0	2,221,153	-55,488	-3	2,165,665	2,166	
AA.62			72,844	0	78,946	-1,946	-3	77,000	77	
AA.63			120,965	0	129,833	-3,243	-3	126,590	127	
AA.64			323,845	0	347,799	-8,691	-3	339,108	339	
AA.65			401,835	0	429,962	-10,744	-3	419,218	419	
AA.66			1,072,615	0	1,157,099	-28,913	-3	1,128,186	1,128	
AA.67			815,080	0	875,430	-21,875	-3	853,555	854	
AA.68			530,163	0	574,708	-14,354	-3	560,354	560	
AA.69			2,608,031	0	2,827,111	-70,634	-3	2,756,477	2,756	
AA.70			1,914,805	0	2,022,201	-50,513	-3	1,971,688	1,972	
AA.72			660,079	0	715,524	-17,875	-3	697,649	698	
AA.74			7,125,237	0	7,723,710	-192,961	-3	7,530,749	7,531	
AA.75			0	0	0	0	0	0	0	
AA.76			1,552,505	0	1,682,912	-42,049	-3	1,640,863	1,641	
AA.78			425,212	0	460,921	-11,500	-3	449,421	449	
AA.80			374,525	0	404,009	-10,110	-3	393,899	394	
AA.81			0	0	0	0	0	0	0	
AA.132			185,395	0	200,962	-5,000	-3	195,962	196	
AA.83			83,512	0	90,513	-2,234	-3	88,279	88	
AA.84			49,043	0	49,787	-1,488	-3	48,299	48	
AA.85			1,622,838	0	1,759,141	-43,959	-3	1,715,182	1,715	
AA.86			2,743	0	2,755	0	0	2,755	3	
AA.87			36,374	0	39,425	-957	-2	38,468	38	
AA.89			58,554	0	63,476	-1,634	-3	61,842	62	
AA.90			99,363	0	107,705	-2,698	-3	105,007	105	
AA.91			16,018,987	0	17,283,648	-431,810	-3	16,851,838	16,852	
AA.92			67,522	0	73,173	-1,825	-3	71,348	71	
AA.95			75,833	0	82,192	-2,044	-3	80,148	80	
AA.97			489,057	0	530,137	-13,247	-3	516,890	517	
AA.98			606,268	0	650,177	-16,235	-3	633,942	634	
AA.99			17,727	0	19,240	-674	-4	18,566	19	
AA.100			3,382,330	0	3,665,809	-91,577	-3	3,574,232	3,574	
AA.101			32,748,149	0	34,343,209	-857,998	-3	33,485,211	33,485	
AA.102			8,895,554	0	9,312,418	-164,177	-2	9,148,241	9,148	
AA.104			89,065	0	96,527	-2,410	-3	94,117	94	
AA.108			328,635	0	356,235	-8,884	-3	347,351	347	
AA.109			146,537	0	158,845	-3,965	-3	154,880	155	
AA.110			1,335,862	0	1,448,068	-36,185	-3	1,411,883	1,412	
AA.111			1,268,814	0	1,375,382	-34,367	-3	1,341,015	1,341	
AA.138			1,923,685	0	2,069,800	-51,701	-3	2,018,099	2,018	
AA.112			136,932	0	148,446	-3,700	-3	144,746	145	
AA.115			59,056	0	64,015	-1,652	-3	62,363	62	
AA.117			627,622	0	680,343	-17,004	-3	663,339	663	
AA.120			2,232,911	0	2,412,307	-60,266	-3	2,352,041	2,352	
AA.123			28,704	0	31,132	-773	-3	30,359	30	

AA.124		594,794	0	644,756	-16,128	-3	628,628	629
AA.125		99,871	0	108,252	-2,718	-3	105,534	106
AA.127		92,540	0	100,281	-2,543	-3	97,738	98
AA.140		20,932	0	22,710	-608	-3	22,102	22
AA.133		61,436	0	66,592	-1,691	-3	64,901	65
AA.129		363,831	0	394,402	-9,843	-3	384,559	385
AA.130		4,740	0	5,214	0	0	5,214	5
AA.131		1,633,320	0	1,715,748	-42,865	-3	1,672,883	1,673
AA.139		4,415	0	4,813	0	0	4,813	5
AA.135		34,017	0	36,883	-886	-2	35,997	36
AA.137		740	0	740	0	0	740	1
A.9		1,669	0	1,755	0	0	1,755	2
A.1		1,925,140	0	1,979,570	-34,748	-2	1,944,822	1,945
A.2		0	0	18,679,882	0	0	18,679,882	18,680
A.3		0	0	1,443,257	0	0	1,443,257	1,443
A.4		0	0	31,713,160	0	0	31,713,160	31,713
A.5		0	0	0	0	0	0	0
A.6		0	0	18,922,602	0	0	18,922,602	18,923
A.7		0	0	210,785	0	0	210,785	211
A.8		0	0	45,827	-1,147	-3	44,680	45
Zone Total		780,050,107	188,577	895,432,301	-19,071,444	-3	876,360,857	876,361

Zone	Date	KWH from NYISO	Total Unaccounted Load per Subzone
2	Oct-19	524,798,575	-15,586,790

LSE/MUNI	PTID	NAME	CSS Load	Load Mod	Total-load mod w/losses	Unaccounted	Percent	Total - load mod w/losses + unaccounted	Mwh to NYISO
BB.1			228,382,721	23,694,223	221,016,253	-9,479,397	-4	211,536,856	211,537
BB.2			2,160,741	0	2,342,250	-58,520	-3	2,283,730	2,284
BB.3			793,214	0	842,760	-21,061	-3	821,699	822
BB.4			1,000,368	0	1,084,401	-27,089	-3	1,057,312	1,057
BB.9			754,893	0	815,452	-20,366	-3	795,086	795
BB.11			500,560	0	542,619	-13,543	-3	529,076	529
BB.13			286,727	0	310,824	-7,763	-3	303,061	303
BB.15			207,619	0	211,957	-5,256	-3	206,701	207
BB.16			67,142,838	0	71,672,103	-1,790,573	-3	69,881,530	69,882
BB.17			24,160,259	0	25,791,982	-644,360	-3	25,147,622	25,148
BB.18			8,883,777	0	9,219,327	-230,331	-3	8,988,996	8,989
BB.19			428,519	0	464,515	-11,604	-3	452,911	453
BB.20			14,440	0	15,649	-378	-2	15,271	15
BB.21			14,638,575	0	15,330,536	-382,997	-3	14,947,539	14,948
BB.22			38,890,080	0	41,457,356	-1,035,730	-3	40,421,626	40,422
BB.23			1,454,686	0	1,575,216	-39,352	-3	1,535,864	1,536
BB.24			1,566,917	0	1,698,535	-42,427	-3	1,656,108	1,656
BB.25			1,363,395	0	1,472,951	-36,787	-3	1,436,164	1,436
BB.29			742,992	0	758,616	-18,947	-3	739,669	740
BB.30			700,878	0	715,576	-17,874	-3	697,702	698
BB.31			0	0	0	0	0	0	0
BB.32			58,338	0	59,805	-1,516	-3	58,289	58
BB.33			0	0	0	0	0	0	0
BB.34			1,578,492	0	1,611,702	-40,159	-3	1,571,543	1,572
BB.35			0	0	0	0	0	0	0
BB.36			2,106,081	0	2,150,331	-53,745	-3	2,096,586	2,097
BB.37			0	0	0	0	0	0	0
BB.38			1,239,733	0	1,320,849	-32,991	-3	1,287,858	1,288
BB.39			1,162,546	0	1,233,463	-30,823	-3	1,202,640	1,203
BB.41			1,435,151	0	1,555,693	-38,870	-3	1,516,823	1,517
BB.42			230,654	0	250,023	-6,242	-3	243,781	244
BB.45			837,051	0	907,371	-22,672	-3	884,699	885
BB.46			2,438,887	0	2,643,752	-66,035	-3	2,577,717	2,578
BB.47			85,549	0	92,718	-2,295	-3	90,423	90
BB.49			20,252	0	21,991	-724	-3	21,267	21
BB.50			68,009	0	73,724	-1,834	-3	71,890	72
BB.51			330,760	0	358,550	-8,962	-3	349,588	350
BB.52			1,803,269	0	1,954,733	-48,842	-3	1,905,891	1,906
BB.53			238,219	0	258,237	-6,481	-3	251,756	252
BB.54			891,007	0	954,870	-23,864	-3	931,006	931
BB.56			1,247	0	1,302	0	0	1,302	1
BB.57			9,082	0	9,789	0	0	9,789	10
BB.58			5,259,990	0	5,701,575	-142,442	-3	5,559,133	5,559
BB.59			1,680,610	0	1,821,782	-45,516	-3	1,776,266	1,776
BB.61			224,080	0	242,891	-6,075	-3	236,816	237
BB.63			42,319	0	45,869	-1,047	-2	44,822	45
BB.64			341	0	341	0	0	341	0
BB.65			0	0	0	0	0	0	0
BB.66			15,768	0	16,770	-469	-3	16,301	16
BB.67			138	0	144	-3	-2	141	0
BB.68			0	0	0	0	0	0	0
BB.69			221	0	231	-6	-3	225	0
BB.70			0	0	0	0	0	0	0
BB.71			5,099,163	0	5,206,853	-130,063	-3	5,076,790	5,077
BB.73			89,393	0	96,896	-2,416	-3	94,480	94
BB.74			1,549,742	0	1,582,293	-39,501	-3	1,542,792	1,543
BB.75			1,271,064	0	1,377,507	-34,410	-3	1,343,097	1,343
BB.76			37,500	0	40,652	-975	-2	39,677	40
BB.77			50,904	0	55,162	-1,367	-3	53,795	54
BB.79			341,183	0	369,835	-9,230	-3	360,605	361
BB.80			97,190	0	105,351	-2,646	-3	102,705	103
BB.81			1,517,772	0	1,642,033	-41,019	-3	1,601,014	1,601
BB.82			70,592	0	76,504	-1,893	-3	74,611	75
BB.85			77,165	0	83,636	-2,091	-3	81,545	82
B.4			38,181	0	41,367	-1,011	-3	40,356	40
BB.87			172,029	0	186,475	-4,655	-3	181,820	182
BB.88			261,706	0	283,706	-7,087	-3	276,619	277
BB.89			63,717	0	69,081	-1,773	-3	67,308	67
BB.90			2,022,169	0	2,192,030	-54,775	-3	2,137,255	2,137
BB.92			176,578	0	191,401	-4,811	-3	186,590	187
BB.93			9,024,848	0	9,454,694	-314,584	-3	9,140,110	9,140

BB.95	74,981	0	81,285	-2,002	-3	79,283	79
BB.98	366,694	0	397,492	-9,921	-3	387,571	388
BB.99	232,928	0	252,480	-6,313	-3	246,167	246
BB.100	876,491	0	950,100	-23,731	-3	926,369	926
BB.101	2,013,924	0	2,183,088	-54,548	-3	2,128,540	2,129
BB.126	8,517,241	0	9,197,136	-229,771	-3	8,967,365	8,967
BB.102	112,040	0	121,448	-3,017	-3	118,431	118
BB.105	183,715	0	199,145	-4,981	-3	194,164	194
BB.107	504,826	0	547,236	-13,664	-3	533,572	534
BB.110	1,572,433	0	1,697,474	-42,416	-3	1,655,058	1,655
BB.111	8,247	0	8,991	0	0	8,991	9
BB.112	363,453	0	393,978	-9,849	-3	384,129	384
BB.113	68,700	0	74,454	-1,866	-3	72,588	73
BB.114	200,727	0	204,860	-5,172	-3	199,688	200
BB.116	82,001	0	88,879	-2,194	-3	86,685	87
BB.131	15,586	0	16,894	-453	-3	16,441	16
BB.122	15,735	0	17,039	-488	-3	16,551	17
BB.118	72,877	0	78,997	-1,946	-3	77,051	77
BB.119	2,468	0	2,468	0	0	2,468	2
BB.121	766,684	0	813,978	-20,350	-3	793,628	794
BB.129	28,226	0	30,624	-747	-3	29,877	30
BB.124	141,583	0	153,477	-3,842	-3	149,635	150
BB.128	1,170	0	1,170	0	0	1,170	1
BB.127	897,010	0	915,845	-22,882	-3	892,963	893
BB.130	235,715	0	255,507	-6,360	-3	249,147	249
B.5	2,137	0	2,331	0	0	2,331	2
B.2	0	0	68,323,467	0	0	68,323,467	68,323
B.3	0	0	9,692,662	0	0	9,692,662	9,693
Zone Total	455,150,481	23,694,223	540,385,365	-15,586,788		524,798,577	524,799

Zone	Date	KWH from NYISO	Total Unaccounted Load per Subzone
3	Oct-19	309,691,906	-9,716,865

LSE/MUNI	PTID	NAME	CSS Load	Load Mod	Total-load mod w/losses	Unaccounted	Percent	Total - load mod w/losses + unaccounted	Mwh to NYISO
CC.1	305103	NIAGARA MOHAWK	140,981,817	48,846,598	102,100,961	-4,617,588	-5	97,483,373	97,483
CC.2	305204	AGWAY ENERGY SERVICES LLC	2,008,067	0	2,176,747	-54,392	-3	2,122,355	2,122
CC.3	305272	EMPIRE NATURAL GAS	117,600	0	127,459	-3,192	-3	124,267	124
CC.4			845,840	0	916,889	-22,916	-3	893,973	894
CC.9			433,583	0	469,061	-11,720	-3	457,341	457
CC.11			312,040	0	338,232	-8,449	-3	329,783	330
CC.13			703,498	0	762,586	-19,065	-3	743,521	744
CC.14			30	0	32	0	0	32	0
CC.15			3,816,413	0	4,133,039	-103,251	-3	4,029,788	4,030
CC.17			71,028,875	0	75,012,528	-1,874,029	-3	73,138,499	73,138
CC.18			14,844,604	0	15,855,211	-396,114	-3	15,459,097	15,459
CC.19			955,194	0	1,035,079	-25,860	-3	1,009,219	1,009
CC.20			808,863	0	876,801	-21,908	-3	854,893	855
CC.21			13,002	0	14,068	-270	-2	13,798	14
CC.22			4,031,446	0	4,263,863	-106,516	-3	4,157,347	4,157
CC.23			16,134,112	0	17,211,956	-430,012	-3	16,781,944	16,782
CC.24			661,936	0	717,541	-17,926	-3	699,615	700
CC.25			1,707,009	0	1,850,398	-46,228	-3	1,804,170	1,804
CC.26			2,410,604	0	2,565,630	-64,113	-3	2,501,517	2,502
CC.30			64,344	0	65,906	-1,636	-3	64,270	64
CC.31			124,596	0	127,186	-3,190	-3	123,996	124
CC.32			5,989,989	0	6,370,732	-159,159	-3	6,211,573	6,212
CC.33			4,357	0	4,827	0	0	4,827	5
CC.35			408,801	0	443,147	-11,063	-3	432,084	432
CC.36			191,420	0	207,495	-5,162	-3	202,333	202
CC.37			223,566	0	228,264	-5,692	-3	222,572	223
CC.40			766,946	0	831,367	-20,777	-3	810,590	811
CC.41			3,494,463	0	3,788,003	-94,642	-3	3,693,361	3,693
CC.42			81,206	0	88,023	-2,179	-3	85,844	86
CC.44			15,008	0	16,247	-406	-3	15,841	16
CC.45			69,049	0	74,834	-1,875	-3	72,959	73
CC.46			0	0	0	0	0	0	0
CC.47			292,908	0	317,521	-7,939	-3	309,582	310
CC.48			2,454,833	0	2,661,043	-66,490	-3	2,594,553	2,595
CC.49			175,873	0	190,638	-4,724	-3	185,914	186
CC.50			409,311	0	443,688	-11,088	-3	432,600	433
CC.52			7,452,947	0	8,078,680	-201,825	-3	7,876,855	7,877
CC.96			1,320,105	0	1,430,989	-35,748	-3	1,395,241	1,395
CC.54			173,302	0	187,859	-4,681	-3	183,178	183
CC.57			0	0	0	0	0	0	0
CC.58			0	0	0	0	0	0	0
CC.59			0	0	0	0	0	0	0
CC.60			0	0	0	0	0	0	0
CC.61			0	0	0	0	0	0	0
CC.62			908	0	959	-4	0	955	1
CC.63			0	0	0	0	0	0	0
CC.64			0	0	0	0	0	0	0
CC.65			15	0	16	0	0	16	0
CC.66			83	0	88	0	0	88	0
CC.67			153	0	163	-5	-3	158	0
CC.68			0	0	0	0	0	0	0
CC.69			0	0	0	0	0	0	0
CC.70			0	0	0	0	0	0	0
CC.71			218	0	238	-10	-4	228	0
CC.72			267	0	273	-7	-3	266	0
CC.73			67	0	67	0	0	67	0
CC.74			124	0	126	-2	-2	124	0
CC.75			64	0	64	0	0	64	0
CC.76			396	0	401	-8	-2	393	0
CC.77			28	0	28	0	0	28	0
CC.78			127	0	127	0	0	127	0
CC.79			10,147	0	10,425	-351	-3	10,074	10
CC.80			35	0	35	0	0	35	0

CC.81		555	0	571	-18	-3	553	1
CC.82		741	0	778	-5	-1	773	1
CC.83		23	0	23	0	0	23	0
CC.84		456	0	477	-9	-2	468	0
CC.85		0	0	0	0	0	0	0
CC.86		3,721	0	3,902	-89	-2	3,813	4
CC.87		2,816	0	2,876	-72	-3	2,804	3
CC.88		7	0	7	0	0	7	0
CC.89		6	0	6	0	0	6	0
CC.90		0	0	0	0	0	0	0
CC.91		4	0	4	0	0	4	0
CC.92		71	0	77	-2	-3	75	0
CC.93		0	0	0	0	0	0	0
CC.145		1,044,442	0	1,093,531	-27,311	-3	1,066,220	1,066
CC.95		59,488	0	64,475	-1,656	-3	62,819	63
CC.97		1,701,676	0	1,844,444	-46,080	-3	1,798,364	1,798
CC.98		47,487	0	51,479	-1,245	-2	50,234	50
CC.99		69,075	0	74,862	-1,860	-3	73,002	73
CC.101		417,204	0	452,253	-11,313	-3	440,940	441
CC.102		52,138	0	56,518	-1,426	-3	55,092	55
CC.103		836,165	0	906,392	-22,648	-3	883,744	884
CC.104		105,523	0	114,398	-2,859	-3	111,539	112
CC.107		72,504	0	78,586	-1,976	-3	76,610	77
C.10		23,154	0	25,116	-608	-2	24,508	25
CC.109		268,552	0	291,115	-7,246	-3	283,869	284
CC.110		358,593	0	388,710	-9,719	-3	378,991	379
CC.111		66,295	0	71,826	-1,809	-3	70,017	70
CC.112		28,203	0	28,793	-718	-3	28,075	28
CC.113		2,738,003	0	2,967,993	-74,158	-3	2,893,835	2,894
CC.114		829,548	0	899,231	-22,473	-3	876,758	877
CC.115		98,208	0	106,464	-2,663	-3	103,801	104
CC.151		923,640	0	954,614	-20,942	-2	933,672	934
CC.116		12,666,109	0	13,196,938	-455,568	-4	12,741,370	12,741
CC.118		108,136	0	117,220	-2,912	-3	114,308	114
CC.121		63,620	0	68,975	-1,724	-3	67,251	67
CC.122		104,750	0	113,553	-2,843	-3	110,710	111
CC.123		997,566	0	1,081,357	-27,002	-3	1,054,355	1,054
CC.124		536,239	0	581,283	-14,515	-3	566,768	567
CC.150		3,897,318	0	4,222,617	-105,511	-3	4,117,106	4,117
CC.125		88,452	0	95,858	-2,370	-3	93,488	93
CC.128		41,001	0	44,451	-1,062	-2	43,389	43
CC.130		405,980	0	440,074	-10,984	-3	429,090	429
CC.133		818,657	0	887,430	-22,179	-3	865,251	865
CC.134		11,400	0	12,334	-149	-1	12,185	12
CC.135		317,123	0	343,757	-8,591	-3	335,166	335
CC.136		14,812	0	16,072	-480	-3	15,592	16
CC.138		44,345	0	48,079	-1,140	-2	46,939	47
C.15		41,969	0	45,483	-1,107	-2	44,376	44
CC.146		8,506	0	9,298	-45	0	9,253	9
CC.140		76,611	0	83,037	-2,043	-3	80,994	81
CC.141		2,780	0	2,802	0	0	2,802	3
CC.142		113,281	0	115,673	-2,871	-3	112,802	113
CC.143		0	0	0	0	0	0	0
CC.144		303,643	0	329,141	-8,240	-3	320,901	321
CC.153		34,231	0	37,132	-906	-3	36,226	36
CC.147		64,754	0	70,181	-1,769	-3	68,412	68
CC.149		2,591	0	2,606	0	0	2,606	3
C.11		950	0	990	0	0	990	1
C.1		5,054,954	0	5,106,015	-138,050	-3	4,967,965	4,968
C.2		0	0	8,811,798	0	0	8,811,798	8,812
C.3		0	0	755,791	0	0	755,791	756
C.4		443,610	0	464,256	-6,915	-2	457,341	457
C.5		1,820	0	1,822	-127	-7	1,695	2
C.6		0	0	8,934,123	0	0	8,934,123	8,934
C.7		0	0	14,637	0	0	14,637	15
C.8		6,419,704	0	6,554,523	-163,774	-3	6,390,749	6,391
C.9		308,020	0	322,404	-12,863	-4	309,541	310
Zone Total		328,281,419	48,846,598	319,408,771	-9,716,857		309,691,914	309,692

Zone	Date	KWH from NYISO	Total Unaccounted Load per Subzone
4	Oct-19	831,334,789	-5,116,506

LSE/MUNI	PTID	NAME	CSS Load	Load Mod	Total-load mod w/losses	Unaccounted	Percent	Total - load mod w/losses + unaccounted	Mwh to NYISO
DD.1			324,702,646	69,274,159	279,382,638	5,972,038	2	285,354,676	285,355
DD.2			3,262,018	0	3,536,041	-88,356	-3	3,447,685	3,448
DD.3			89,604	0	97,112	-2,414	-3	94,698	95
DD.4			1,781,988	0	1,931,681	-48,265	-3	1,883,416	1,883
DD.9			744,949	0	799,071	-19,962	-3	779,109	779
DD.11			523,911	0	567,923	-14,173	-3	553,750	554
DD.13			17,932,368	0	18,308,933	510,200	3	18,819,133	18,819
DD.14			1,044,410	0	1,116,070	-27,876	-3	1,088,194	1,088
DD.15			69,450	0	75,247	-1,827	-2	73,420	73
DD.17			132,231,972	0	140,218,470	-3,503,083	-3	136,715,387	136,715
DD.18			135,445,714	0	140,296,339	-3,505,040	-3	136,791,299	136,791
DD.19			28,274,524	0	29,341,110	-733,027	-3	28,608,083	28,608
DD.20			863,523	0	936,054	-92,381	-3	912,673	913
DD.21			44,377	0	48,126	-1,244	-3	46,882	47
DD.22			3,526,740	0	3,706,883	-92,623	-3	3,614,260	3,614
DD.23			35,773,087	0	38,514,317	-962,201	-3	37,552,116	37,552
DD.24			321,186	0	348,156	-8,689	-3	339,467	339
DD.25			2,959,913	0	3,208,380	-80,169	-3	3,128,211	3,128
DD.26			3,568,372	0	3,865,958	-96,585	-3	3,769,373	3,769
DD.29			191,256	0	195,294	-4,885	-3	190,409	190
DD.30			14,723,372	0	15,574,541	-389,113	-3	15,185,428	15,185
DD.34			372,805	0	404,119	-10,098	-3	394,021	394
DD.35			330,773	0	358,566	-8,952	-3	349,614	350
DD.38			2,650,458	0	2,873,093	-71,778	-3	2,801,315	2,801

DD.39	6,336,953	0	6,826,025	-170,540	-3	6,655,485	6,655
DD.40	201,682	0	218,617	-5,437	-3	213,180	213
DD.42	1,067,612	0	1,090,026	-27,233	-3	1,062,793	1,063
DD.43	1,289,607	0	1,316,695	-32,897	-3	1,283,798	1,284
DD.44	30,970	0	33,607	-826	-3	32,781	33
DD.45	323,365	0	350,529	-8,762	-3	341,767	342
DD.46	877,118	0	950,784	-23,751	-3	927,033	927
DD.47	2,002,403	0	2,170,607	-54,258	-3	2,116,349	2,116
DD.48	1,624,156	0	1,760,580	-43,978	-3	1,716,602	1,717
DD.49	4,524,340	0	4,901,808	-122,465	-3	4,779,343	4,779
DD.51	12,679,533	0	13,743,946	-343,371	-3	13,400,575	13,401
DD.52	116,624	0	119,091	-2,937	-3	116,154	116
DD.53	3,172,463	0	3,438,941	-85,920	-3	3,353,021	3,353
DD.56	459,110	0	497,680	-12,435	-3	485,245	485
DD.57	110,518	0	119,787	-3,000	-3	116,787	117
DD.58	709	0	709	0	0	709	1
DD.59	138	0	138	0	0	138	0
DD.60	1,801	0	1,827	-14	-1	1,813	2
DD.61	7,500	0	7,839	-304	-4	7,535	8
DD.62	1,231	0	1,286	-28	-2	1,258	1
DD.64	3,182	0	3,204	-66	-2	3,138	3
DD.65	1,714	0	1,794	-44	-3	1,750	2
DD.66	0	0	0	0	0	0	0
DD.68	46	0	47	-1	-2	46	0
DD.69	7,428,953	0	7,745,952	-193,513	-3	7,552,439	7,552
DD.71	1,028,808	0	1,050,441	-26,267	-3	1,024,174	1,024
DD.72	174,309	0	188,951	-4,729	-3	184,222	184
DD.73	6,484,596	0	6,620,783	-165,345	-3	6,455,438	6,455
DD.74	2,693,859	0	2,919,889	-72,950	-3	2,846,939	2,847
DD.75	157,800	0	170,596	-4,237	-3	166,359	166
DD.76	95,800	0	103,832	-2,620	-3	101,212	101
DD.78	1,262,029	0	1,367,889	-34,177	-3	1,333,712	1,334
DD.79	213,158	0	231,056	-5,787	-3	225,269	225
DD.80	704,046	0	763,184	-19,063	-3	744,121	744
DD.81	158,982	0	162,291	-4,033	-3	158,258	158
DD.82	1,036,008	0	1,057,779	-26,444	-3	1,031,335	1,031
DD.83	181,224	0	185,309	-4,881	-3	180,428	180
DD.84	202,053	0	219,018	-5,469	-3	213,549	214
DD.87	239,713	0	259,848	-6,482	-3	253,366	253
DD.130	594	0	627	-8	-1	619	1
DD.89	8,414,664	0	8,935,574	-223,256	-3	8,712,318	8,712
DD.90	1,379,002	0	1,494,828	-37,345	-3	1,457,483	1,457
DD.91	63,990	0	69,348	-1,719	-3	67,629	68
DD.92	6,281,932	0	6,809,598	-170,128	-3	6,639,470	6,639
DD.93	393,993	0	427,083	-10,663	-3	416,420	416
DD.94	102,978	0	111,627	-2,821	-3	108,806	109
DD.95	35,037,652	0	36,093,198	925,559	3	37,018,757	37,019
DD.97	390,171	0	422,952	-10,587	-3	412,365	412
DD.100	491,385	0	532,649	-13,314	-3	519,335	519
DD.101	93,631	0	101,488	-2,543	-3	98,945	99
DD.102	1,609,667	0	1,744,878	-43,593	-3	1,701,285	1,701
DD.103	2,000,045	0	2,168,038	-54,167	-3	2,113,871	2,114
DD.127	7,298,043	0	7,895,985	-197,272	-3	7,698,713	7,699
DD.104	145,368	0	157,568	-3,935	-3	153,633	154
DD.107	847,797	0	919,013	-22,969	-3	896,044	896
DD.109	899,089	0	974,624	-24,350	-3	950,274	950
DD.112	10,788,529	0	11,597,145	-289,740	-3	11,307,405	11,307
DD.113	177,106	0	191,973	-4,795	-3	187,178	187
DD.114	854,313	0	926,082	-23,136	-3	902,946	903
DD.115	30,053	0	32,599	-745	-2	31,854	32
DD.117	175,970	0	190,749	-4,760	-3	185,989	186
D.13	63,058	0	68,334	-1,733	-3	66,601	67
DD.123	79,602	0	86,292	-2,106	-3	84,186	84
DD.119	166,449	0	180,426	-4,514	-3	175,912	176
DD.120	28,980	0	31,430	-749	-2	30,681	31
DD.122	2,398,556	0	2,600,043	-64,963	-3	2,535,080	2,535
DD.129	54,291	0	58,841	-1,477	-3	57,364	57
DD.125	87,958	0	95,341	-2,374	-3	92,967	93
DD.126	760,755	0	824,652	-20,613	-3	804,039	804
DD.131	10,268	0	11,159	-226	-2	10,933	11
D.1	0	0	1,258,475	0	0	1,258,475	1,258
D.2	0	0	42,128	0	0	42,128	42
D.3	0	0	0	0	0	0	0
D.4	0	0	0	0	0	0	0
D.5	47,645	0	49,824	343	1	50,167	50
D.6	346,532	0	350,025	-8,755	-3	341,270	341
D.7	279,580	0	282,395	-7,093	-3	275,302	275
D.8	280,474	0	283,313	-7,079	-3	276,234	276
D.14	2,080,783	0	2,124,484	-53,106	-3	2,071,378	2,071
Zone Total	852,484,432	69,274,159	836,451,295	-5,116,499		831,334,796	831,335

Zone	Date	KWH from NYISO	Total Unaccounted Load per Subzone						
29	Oct-19	175,295,764	-6,809,499						
LSE/MUNI	PTID	NAME	CSS Load	Load Mod	Total-load mod w/losses	Unaccounted	Percent	Total - load mod w/losses + unaccounted	Mwh to NYISO
EE.1			76,637,236	0	82,531,155	-4,502,417	-6	78,028,738	78,029
EE.2			738,500	0	800,526	-20,000	-3	780,526	781
EE.3			14,430	0	15,623	-359	-2	15,264	15
EE.4			262,018	0	284,026	-7,092	-3	276,934	277
EE.9			2,899,547	0	3,126,447	-78,099	-3	3,048,348	3,048
EE.11			122,610	0	132,917	-3,309	-3	129,608	130
EE.12			12,503	0	13,516	-230	-2	13,286	13
EE.14			71,771	0	77,760	-2,014	-3	75,746	76
EE.15			713,118	0	771,384	-19,265	-3	752,119	752
EE.16			338,237	0	366,668	-9,170	-3	357,498	357
EE.17			353,958	0	383,681	-9,569	-3	374,112	374
EE.20			21,757,602	0	23,049,860	-575,859	-3	22,474,001	22,474

EE.21	5,788,961	0	6,167,608	-154,080	-3	6,013,528	6,014
EE.22	856,999	0	928,632	-23,209	-3	905,423	905
EE.23	41,383	0	44,885	-1,074	-2	43,811	44
EE.24	3,872	0	4,134	0	0	4,134	4
EE.25	2,243,673	0	2,380,541	-59,471	-3	2,321,070	2,321
EE.26	5,503,269	0	5,881,245	-146,933	-3	5,734,312	5,734
EE.27	1,149,258	0	1,238,548	-30,955	-3	1,207,593	1,208
EE.28	708,676	0	767,471	-19,182	-3	748,289	748
EE.29	1,031,226	0	1,117,369	-27,902	-3	1,089,467	1,089
EE.31	4,474,043	0	4,700,034	-215,454	-5	4,484,580	4,485
EE.32	441,766	0	451,028	-17,967	-4	433,061	433
EE.34	84,346	0	85,952	-2,275	-3	83,677	84
EE.35	5,050,440	0	5,156,588	-128,806	-3	5,027,782	5,028
EE.36	2,554,030	0	2,697,833	-67,396	-3	2,630,437	2,630
EE.39	3,371,664	0	3,654,872	-91,308	-3	3,563,564	3,564
EE.40	149,606	0	162,172	-4,038	-3	158,134	158
EE.42	279,130	0	302,507	-7,557	-3	294,950	295
EE.43	1,205,926	0	1,307,216	-32,664	-3	1,274,552	1,275
EE.44	41,624	0	45,119	-1,076	-2	44,043	44
EE.46	10,850	0	11,759	-120	-1	11,639	12
EE.47	24,024	0	26,042	-741	-3	25,301	25
EE.48	31,332	0	32,886	-854	-3	32,032	32
EE.49	216,541	0	233,816	-5,815	-3	228,001	228
EE.50	791,770	0	858,278	-21,452	-3	836,826	837
EE.51	216,646	0	234,840	-5,860	-3	228,980	229
EE.52	282,103	0	305,795	-7,643	-3	298,152	298
EE.54	2,751,286	0	2,982,399	-74,504	-3	2,907,895	2,908
EE.55	437,755	0	474,530	-11,849	-3	462,681	463
EE.57	53,805	0	58,299	-1,458	-3	56,841	57
EE.59	10,325	0	11,155	-47	0	11,108	11
EE.60	0	0	0	0	0	0	0
EE.61	0	0	0	0	0	0	0
EE.62	120	0	126	0	0	126	0
EE.63	775,920	0	823,242	-20,579	-3	802,663	803
EE.65	21,806	0	23,651	-740	-3	22,911	23
EE.66	505,864	0	548,356	-13,709	-3	534,647	535
EE.67	7,759	0	8,511	-4	0	8,507	9
EE.68	8,257	0	9,009	0	0	9,009	9
EE.70	27,518	0	29,831	-757	-3	29,074	29
EE.71	37,484	0	40,635	-983	-2	39,652	40
EE.72	3,354,962	0	3,615,565	-90,318	-3	3,525,247	3,525
EE.73	34,553	0	37,457	-922	-3	36,535	37
EE.76	35,822	0	38,850	-945	-2	37,905	38
EE.78	77,440	0	83,924	-2,063	-3	81,861	82
EE.79	251,466	0	272,587	-6,781	-3	265,806	266
EE.80	18,399	0	19,921	-730	-4	19,191	19
EE.81	1,126,883	0	1,221,526	-30,509	-3	1,191,017	1,191
EE.82	1,318,698	0	1,426,543	-35,640	-3	1,390,903	1,391
EE.83	2,840,820	0	2,973,849	-136,091	-5	2,837,758	2,838
EE.85	43,888	0	47,594	-1,135	-2	46,459	46
EE.88	96,388	0	104,479	-2,632	-3	101,847	102
EE.89	347,891	0	377,113	-9,410	-3	367,703	368
EE.90	406,911	0	441,089	-11,014	-3	430,075	430
EE.91	748	0	748	0	0	748	1
EE.115	1,012,474	0	1,095,126	-27,360	-3	1,067,766	1,068
EE.92	26,523	0	28,759	-752	-3	28,007	28
EE.95	26,010	0	28,195	-744	-3	27,451	27
EE.97	225,449	0	244,394	-6,090	-3	238,304	238
EE.100	479,154	0	514,717	-12,864	-3	501,853	502
EE.103	19,325	0	21,018	-695	-3	20,323	20
EE.104	210,003	0	227,640	-5,685	-3	221,955	222
EE.105	1,309	0	1,309	0	0	1,309	1
EE.107	13,599	0	14,714	-315	-2	14,399	14
EE.117	7,583	0	8,325	0	0	8,325	8
EE.114	9,888	0	10,697	-9	0	10,688	11
EE.109	19,295	0	20,979	-710	-4	20,269	20
EE.110	363	0	363	0	0	363	0
EE.111	11,863	0	12,901	-224	-2	12,677	13
EE.116	1,076	0	1,076	0	0	1,076	1
EE.112	4,128	0	4,458	0	0	4,458	4
EE.118	1,791	0	1,834	0	0	1,834	2
E.1	0	0	9,834,760	0	0	9,834,760	9,835
E.3	0	0	4,012,276	0	0	4,012,276	4,012
Zone Total		157,137,289	0	182,105,263	-6,809,483	175,295,780	175,296

Zone	Date	KWH from NYISO	Total Unaccounted Load per Subzone
31	Oct-19	49,016,032	862,407

LSE/MUNI	PTID	NAME	CSS Load	Load Mod	Total-load mod w/losses	Unaccounted	Percent	Total - load mod w/losses + unaccounted	Mwh to NYISO
FF.1			16,258,542	1,192,034	16,363,737	495,409	3	16,859,146	16,859
FF.2			240,648	0	260,838	-6,511	-3	254,327	254
FF.3			67,264	0	72,892	-1,803	-3	71,089	71
FF.8			1,955	0	1,955	0	0	1,955	2
FF.10			12,230	0	13,253	-216	-2	13,037	13
FF.12			10,289	0	11,130	-54	0	11,076	11
FF.13			1,180,516	0	1,269,707	-31,729	-3	1,237,978	1,238
FF.15			3,264,760	0	3,513,635	-87,776	-3	3,425,859	3,426
FF.16			1,495,435	0	1,621,033	-40,491	-3	1,580,542	1,581
FF.17			102,462	0	111,061	-2,762	-3	108,299	108
FF.18			111,135	0	120,486	-2,951	-3	117,535	118
FF.19			337	0	337	0	0	337	0
FF.20			355,774	0	385,666	-9,629	-3	376,037	376
FF.21			21,326	0	23,146	-744	-3	22,402	22
FF.22			292,840	0	317,433	-7,915	-3	309,518	310
FF.23			90,914	0	98,525	-2,478	-3	96,047	96
FF.24			1,635,070	0	1,734,803	-43,348	-3	1,691,455	1,691
FF.25			98,259	0	106,484	-2,710	-3	103,774	104

FF.26	51,709	0	56,033	-1,391	-3	54,642	55
FF.29	62,395	0	67,656	-1,686	-3	65,970	66
FF.30	347,728	0	376,942	-9,402	-3	367,540	368
FF.31	13,628	0	14,730	-320	-2	14,410	14
FF.33	3,978	0	4,256	0	0	4,256	4
FF.34	8,970	0	9,732	-4	0	9,728	10
FF.35	29,573	0	32,082	-754	-2	31,328	31
FF.36	63,943	0	69,284	-1,747	-3	67,537	68
FF.37	12,497	0	13,513	-211	-2	13,302	13
FF.38	12,350	0	13,378	-234	-2	13,144	13
FF.40	864,716	0	937,347	-23,414	-3	913,933	914
FF.41	67,021	0	72,656	-1,801	-3	70,855	71
FF.42	8,710	0	9,462	0	0	9,462	9
FF.44	51	0	51	0	0	51	0
FF.45	132	0	136	0	0	136	0
FF.46	0	0	0	0	0	0	0
FF.48	132	0	132	0	0	132	0
FF.49	122	0	122	0	0	122	0
FF.50	0	0	0	0	0	0	0
FF.52	119,878	0	122,303	-3,050	-3	119,253	119
FF.53	9,190	0	9,976	-16	0	9,960	10
FF.54	182,705	0	198,052	-4,939	-3	193,113	193
FF.55	8,330	0	9,075	0	0	9,075	9
FF.56	2,117	0	2,117	0	0	2,117	2
FF.58	18,802	0	20,408	-705	-4	19,703	20
FF.59	16,006	0	17,372	-481	-3	16,891	17
FF.60	75,747	0	82,102	-2,031	-3	80,071	80
FF.61	8,078	0	8,834	-3	0	8,831	9
FF.64	16,667	0	18,120	-538	-3	17,582	18
FF.65	68,975	0	74,739	-1,896	-3	72,843	73
FF.66	29,218	0	31,697	-759	-2	30,938	31
FF.96	3,896	0	4,183	0	0	4,183	4
FF.67	630,900	0	683,895	-17,073	-3	666,822	667
FF.68	885,848	0	931,545	33,132	3	964,677	965
FF.71	10,366	0	11,238	-84	-1	11,154	11
FF.74	4,360	0	4,755	0	0	4,755	5
FF.75	2,762	0	2,777	0	0	2,777	3
FF.76	146,719	0	159,032	-3,957	-3	155,075	155
FF.77	1,543	0	1,543	0	0	1,543	2
FF.99	14,041	0	15,256	-421	-3	14,835	15
FF.78	11,789	0	12,761	-191	-2	12,570	13
FF.81	3,164	0	3,276	0	0	3,276	3
FF.83	83,324	0	90,316	-2,254	-3	88,062	88
FF.95	209,367	0	225,539	-5,632	-3	219,907	220
FF.87	53,416	0	57,886	-1,443	-3	56,443	56
FF.88	2,373	0	2,373	0	0	2,373	2
FF.90	1,698	0	1,698	0	0	1,698	2
FF.101	8,089	0	8,833	0	0	8,833	9
FF.92	14,837	0	16,071	-408	-3	15,663	16
FF.93	0	0	0	0	0	0	0
FF.100	2,517	0	2,536	0	0	2,536	3
FF.97	2,343	0	2,343	0	0	2,343	2
FF.102	692	0	692	0	0	692	1
F.1	17,343,219	0	17,616,649	661,818	4	18,278,467	18,278
	Zone Total	46,780,387	1,192,034	48,153,625	862,397	49,016,022	49,016
	Grand Total	2,619,884,115	143,195,591	2,821,936,620	-55,438,674	2,766,497,946	2,766,498

Zone	Date	KWH from NYISO	Total Unaccounted Load per Subzone							
1	Nov-19	913,234,743	-8,870,270							
LSE/MUNI	PTID	NAME	CSS Load	Load Mod	Total-load mod w/losses	Unaccounted	Percent	Total - load mod w/losses + unaccounted	Mwh to NYISO	
AA.1			255,296,374	130,732	274,574,174	-1,584,519	-1	272,989,655	272,990	
AA.2			1,043,186	0	1,130,811	-23,735	-2	1,107,076	1,107	
AA.136			85,812	0	92,999	-1,919	-2	91,080	91	
AA.3			890,145	0	964,911	-20,258	-2	944,653	945	
AA.8			5,907,378	0	6,373,214	-133,800	-2	6,239,414	6,239	
AA.10			528,614	0	573,004	-12,027	-2	560,977	561	
AA.12			17,909,433	0	19,009,980	-399,085	-2	18,610,895	18,611	
AA.13			17,790,734	0	18,288,862	-383,949	-2	17,904,913	17,905	
AA.14			3,617,254	0	3,787,262	-79,496	-2	3,707,766	3,708	
AA.16			1,048,035	0	1,070,134	-214	0	1,069,920	1,070	
AA.17			2,750,313	0	2,929,713	-61,514	-2	2,868,199	2,868	
AA.18			4,641,218	0	4,972,880	-104,394	-2	4,868,486	4,868	
AA.19			5,694,323	0	6,125,468	-128,601	-2	5,996,867	5,997	
AA.21			5,330,393	0	5,616,242	-117,908	-2	5,498,334	5,498	
AA.22			74,524,723	0	79,391,395	-1,666,665	-2	77,724,730	77,725	
AA.23			9,572,283	0	10,215,096	-214,450	-2	10,000,646	10,001	
AA.24			3,552,595	0	3,811,739	-80,013	-2	3,731,726	3,732	
AA.25			3,068,349	0	3,132,791	-65,770	-2	3,067,021	3,067	
AA.26			1,067,918	0	1,148,600	-24,119	-2	1,124,481	1,124	
AA.27			175,524	0	190,281	-3,975	-2	186,306	186	
AA.28			4,283,881	0	4,510,099	-94,685	-2	4,415,414	4,415	
AA.29			33,921,512	0	36,081,437	-757,466	-2	35,323,971	35,324	
AA.30			8,814,342	0	9,498,375	-199,397	-2	9,298,978	9,299	
AA.31			2,216,009	0	2,400,931	-50,399	-2	2,350,532	2,351	
AA.32			789,470	0	855,298	-17,952	-2	837,346	837	
AA.34			144,448,971	0	148,128,587	-143,662	0	147,984,925	147,985	
AA.35			55,604,339	0	57,133,811	15,976	0	57,149,787	57,150	
AA.36			82,723	0	86,390	-1,910	-2	84,480	84	
AA.37			138,265	0	144,763	-3,040	-2	141,723	142	
AA.38			0	0	0	0	0	0	0	
AA.39			145,342	0	152,147	-3,156	-2	148,991	149	
AA.40			263,897	0	276,290	-5,832	-2	270,458	270	
AA.41			62,157	0	65,102	-1,333	-2	63,769	64	
AA.42			157,252	0	164,621	-3,470	-2	161,151	161	
AA.43			445,680	0	455,144	-9,468	-2	445,676	446	
AA.44			1,307,585	0	1,387,546	-29,125	-2	1,358,421	1,358	
AA.45			1,450,042	0	1,531,303	747	0	1,532,050	1,532	
AA.46			137,687	0	140,595	-2,957	-2	137,638	138	
AA.47			215,530	0	228,685	-4,783	-2	223,902	224	
AA.48			1,662,021	0	1,745,749	-36,637	-2	1,709,112	1,709	
AA.50			1,260,949	0	1,338,940	-28,097	-2	1,310,843	1,311	
AA.52			13,962,504	0	15,097,996	-316,943	-2	14,781,053	14,781	
AA.53			308,248	0	334,151	-6,998	-2	327,153	327	
AA.56			1,258,330	0	1,363,584	-28,620	-2	1,334,964	1,335	
AA.57			2,492,290	0	2,701,631	-56,704	-2	2,644,927	2,645	
AA.58			103,099	0	111,740	-2,334	-2	109,406	109	
AA.60			34,491	0	37,387	-774	-2	36,613	37	
AA.61			2,192,481	0	2,340,806	-49,129	-2	2,291,677	2,292	
AA.62			90,018	0	97,566	-2,025	-2	95,541	96	
AA.63			114,145	0	122,568	-2,608	-2	119,960	120	
AA.64			300,057	0	322,292	-6,760	-2	315,532	316	
AA.65			394,868	0	422,701	-8,849	-2	413,852	414	
AA.66			1,074,400	0	1,159,255	-24,338	-2	1,134,917	1,135	
AA.67			734,321	0	789,244	-16,570	-2	772,674	773	
AA.68			561,923	0	609,119	-12,785	-2	596,334	596	
AA.69			2,756,510	0	2,988,049	-62,724	-2	2,925,325	2,925	
AA.70			1,831,662	0	1,933,536	-40,598	-2	1,892,938	1,893	
AA.72			733,762	0	795,393	-16,690	-2	778,703	779	
AA.74			7,840,185	0	8,498,724	-178,413	-2	8,320,311	8,320	
AA.75			0	0	0	0	0	0	0	
AA.76			1,690,244	0	1,832,210	-38,544	-2	1,793,756	1,794	
AA.78			462,154	0	500,955	-10,496	-2	490,459	490	
AA.80			513,312	0	554,372	-11,627	-2	542,745	543	
AA.81			0	0	0	0	0	0	0	
AA.132			204,049	0	221,181	-4,624	-2	216,557	217	
AA.83			90,174	0	97,756	-2,035	-2	95,721	96	
AA.84			33,422	0	34,143	-721	-2	33,422	33	
AA.85			1,618,681	0	1,754,666	-36,826	-2	1,717,840	1,718	
AA.86			2,979	0	3,047	0	0	3,047	3	
AA.87			42,229	0	45,793	-937	-2	44,856	45	
AA.89			63,628	0	68,969	-1,466	-2	67,503	68	
AA.90			105,768	0	114,644	-2,416	-2	112,228	112	
AA.91			15,637,619	0	16,859,658	-353,951	-2	16,505,707	16,506	
AA.92			74,495	0	80,748	-1,704	-2	79,044	79	
AA.95			104,504	0	113,275	-2,396	-2	110,879	111	
AA.97			486,938	0	527,825	-11,102	-2	516,723	517	
AA.98			547,363	0	590,439	-12,396	-2	578,043	578	
AA.99			17,334	0	18,820	-512	-3	18,308	18	
AA.100			3,938,030	0	4,267,474	-89,587	-2	4,177,887	4,178	
AA.101			32,106,594	0	33,664,062	-706,709	-2	32,957,353	32,957	
AA.102			8,544,259	0	8,950,426	10,539	0	8,960,965	8,961	
AA.104			96,358	0	104,436	-2,172	-2	102,264	102	
AA.108			351,257	0	380,748	-7,985	-2	372,763	373	
AA.109			176,621	0	191,463	-4,015	-2	187,448	187	
AA.110			1,450,235	0	1,572,056	-33,008	-2	1,539,048	1,539	
AA.111			1,271,368	0	1,378,172	-28,920	-2	1,349,252	1,349	
AA.138			3,034,624	0	3,201,526	-67,214	-2	3,134,312	3,134	
AA.112			162,566	0	176,222	-3,702	-2	172,520	173	

AA.115	69,775	0	75,623	-1,617	-2	74,006	74
AA.117	749,421	0	812,372	-17,045	-2	795,327	795
AA.120	2,189,150	0	2,364,391	-49,638	-2	2,314,753	2,315
AA.123	29,918	0	32,478	-721	-2	31,757	32
AA.124	695,383	0	753,795	-15,821	-2	737,974	738
AA.125	77,423	0	83,876	-1,737	-2	82,139	82
AA.127	100,162	0	108,569	-2,244	-2	106,325	106
AA.140	33,047	0	35,812	-737	-2	35,075	35
AA.133	55,890	0	60,590	-1,275	-2	59,315	59
AA.129	404,791	0	438,794	-9,210	-2	429,584	430
AA.130	4,881	0	5,421	0	0	5,421	5
AA.131	1,461,756	0	1,535,709	-32,234	-2	1,503,475	1,503
AA.139	4,304	0	4,709	0	0	4,709	5
AA.135	36,749	0	39,823	-806	-2	39,017	39
A.10	4,184	0	4,522	0	0	4,522	5
AA.137	1,537	0	1,537	0	0	1,537	2
A.9	7,455	0	8,181	0	0	8,181	8
A.1	2,526,009	0	2,597,450	4,276	0	2,601,726	2,602
A.2	0	0	20,860,724	0	0	20,860,724	20,861
A.3	0	0	5,579,617	0	0	5,579,617	5,580
A.4	0	0	37,616,818	0	0	37,616,818	37,617
A.5	0	0	0	0	0	0	0
A.6	0	0	20,627,011	0	0	20,627,011	20,627
A.7	0	0	1,651,806	0	0	1,651,806	1,652
A.8	0	0	49,188	-112	0	49,076	49
Zone Total	789,964,192	130,732	922,105,013	-8,870,276		913,234,737	913,235

Zone	Date	KWH from NVISO	Total Unaccounted Load per Subzone
2	Nov-19	562,435,886	-6,113,333

LSE/MUNI	PTID	NAME	CSS Load	Load Mod	Total-load mod w/losses	Unaccounted	Percent	Total - load mod w/losses + unaccounted	Mwh to NYISO
BB.1			250,731,193	25,658,333	242,991,789	-1,349,030	-1	241,642,759	241,643
BB.2			2,366,346	0	2,565,131	-53,847	-2	2,511,284	2,511
BB.3			462,956	0	494,704	-10,382	-2	484,322	484
BB.4			1,099,973	0	1,192,366	-25,023	-2	1,167,343	1,167
BB.9			762,426	0	822,523	-17,268	-2	805,255	805
BB.11			530,011	0	574,522	-12,069	-2	562,453	562
BB.13			387,615	0	420,187	-8,817	-2	411,370	411
BB.15			134,952	0	137,790	-2,913	-2	134,877	135
BB.16			63,884,584	0	68,256,323	-1,432,909	-2	66,823,414	66,823
BB.17			22,735,419	0	24,268,717	-509,466	-2	23,759,251	23,759
BB.18			8,762,339	0	9,112,027	-191,297	-2	8,920,730	8,921
BB.19			397,791	0	431,224	-9,056	-2	422,168	422
BB.20			17,917	0	19,468	-486	-3	18,982	19
BB.21			13,390,586	0	14,014,474	-294,205	-2	13,720,269	13,720
BB.22			37,478,190	0	39,970,205	-839,100	-2	39,131,105	39,131
BB.23			1,437,584	0	1,556,433	-32,682	-2	1,523,751	1,524
BB.24			1,637,471	0	1,775,022	-37,259	-2	1,737,763	1,738
BB.25			1,323,851	0	1,430,259	-30,024	-2	1,400,235	1,400
BB.29			913,440	0	932,613	-19,581	-2	913,032	913
BB.30			568,848	0	580,789	-12,179	-2	568,610	569
BB.31			0	0	0	0	0	0	0
BB.32			63,576	0	65,041	-1,467	-2	63,574	64
BB.33			0	0	0	0	0	0	0
BB.34			1,696,968	0	1,732,614	-36,378	-2	1,696,236	1,696
BB.35			0	0	0	0	0	0	0
BB.36			2,078,795	0	2,122,451	-44,565	-2	2,077,886	2,078
BB.37			0	0	0	0	0	0	0
BB.38			1,227,785	0	1,307,872	-27,452	-2	1,280,420	1,280
BB.39			1,632,701	0	1,732,283	-36,355	-2	1,695,928	1,696
BB.41			1,387,135	0	1,503,652	-31,563	-2	1,472,089	1,472
BB.42			263,272	0	285,399	-5,993	-2	279,406	279
BB.45			840,585	0	911,182	-19,123	-2	892,059	892
BB.46			2,281,678	0	2,473,343	-51,940	-2	2,421,403	2,421
BB.47			92,699	0	100,490	-2,078	-2	98,412	98
BB.49			23,216	0	25,158	-707	-3	24,451	24
BB.50			84,578	0	91,664	-1,921	-2	89,743	90
BB.51			374,744	0	406,212	-8,531	-2	397,681	398
BB.52			1,934,240	0	2,096,717	-44,009	-2	2,052,708	2,053
BB.53			229,371	0	248,632	-5,210	-2	243,422	243
BB.54			748,727	0	802,072	-16,838	-2	785,234	785
BB.56			1,716	0	1,732	0	0	1,732	2
BB.57			11,899	0	12,620	-2	0	12,618	13
BB.58			5,713,841	0	6,193,551	-130,020	-2	6,063,531	6,064
BB.59			1,848,978	0	2,004,295	-42,081	-2	1,962,214	1,962
BB.61			319,661	0	346,499	-7,268	-2	339,231	339
BB.63			68,091	0	73,781	-1,597	-2	72,184	72
BB.64			4,221	0	4,262	-2	0	4,260	4
BB.65			0	0	0	0	0	0	0
BB.66			0	0	0	0	0	0	0
BB.67			1,403	0	1,469	-30	-2	1,439	1
BB.68			214	0	225	-5	-2	220	0
BB.69			0	0	0	0	0	0	0
BB.70			0	0	0	0	0	0	0
BB.71			5,272,232	0	5,396,157	-113,279	-2	5,282,878	5,283
BB.73			99,658	0	108,036	-2,227	-2	105,809	106
BB.74			1,554,832	0	1,587,471	-33,307	-2	1,554,164	1,554
BB.75			1,295,236	0	1,403,785	-29,482	-2	1,374,303	1,374
BB.76			42,429	0	46,008	-938	-2	45,070	45
BB.77			56,512	0	61,255	-1,256	-2	59,999	60
BB.79			379,256	0	411,106	-8,637	-2	402,469	402
BB.80			103,473	0	112,145	-2,346	-2	109,799	110
BB.81			1,451,582	0	1,570,716	-32,982	-2	1,537,734	1,538

BB.82		79,307	0	85,971	-1,810	-2	84,161	84
BB.85		92,439	0	100,203	-2,076	-2	98,127	98
B.4		356,952	0	386,942	-8,119	-2	378,823	379
BB.87		173,866	0	188,481	-3,962	-2	184,519	185
BB.88		263,275	0	285,391	-5,982	-2	279,409	279
BB.89		59,124	0	64,054	-1,337	-2	62,717	63
BB.90		2,337,110	0	2,533,417	-53,195	-2	2,480,222	2,480
BB.92		232,678	0	252,217	-5,299	-2	246,918	247
BB.93		8,503,376	0	8,888,490	17,564	0	8,906,054	8,906
BB.95		79,166	0	85,825	-1,794	-2	84,031	84
BB.98		440,766	0	477,795	-10,034	-2	467,761	468
BB.99		252,455	0	273,664	-5,741	-2	267,923	268
BB.100		935,412	0	1,013,989	-21,284	-2	992,705	993
BB.101		2,498,371	0	2,708,238	-56,855	-2	2,651,383	2,651
BB.126		8,197,299	0	8,854,634	-185,881	-2	8,668,753	8,669
BB.102		126,925	0	137,593	-2,886	-2	134,707	135
BB.105		221,670	0	240,280	-5,052	-2	235,228	235
BB.107		608,375	0	659,483	-13,858	-2	645,625	646
BB.110		1,994,192	0	2,145,774	-45,050	-2	2,100,724	2,101
BB.111		9,023	0	9,778	0	0	9,778	10
BB.112		426,047	0	461,843	-9,686	-2	452,157	452
BB.113		67,247	0	72,876	-1,562	-2	71,314	71
BB.114		244,539	0	249,649	-5,201	-2	244,448	244
BB.116		89,078	0	96,554	-2,018	-2	94,536	95
BB.131		26,192	0	28,401	-702	-3	27,699	28
BB.122		13,735	0	14,891	-185	-1	14,706	15
BB.118		81,383	0	88,213	-1,851	-2	86,362	86
BB.119		2,257	0	2,257	0	0	2,257	2
BB.121		600,479	0	637,638	-13,377	-2	624,261	624
BB.129		31,068	0	33,704	-721	-2	32,983	33
BB.124		146,774	0	159,119	-3,344	-2	155,775	156
BB.128		1,182	0	1,182	0	0	1,182	1
BB.127		1,408,540	0	1,438,114	-30,183	-2	1,407,931	1,408
BB.130		203,736	0	220,849	-4,659	-2	216,190	216
B.5		6,384	0	7,099	0	0	7,099	7
B.2		0	0	73,363,028	0	0	73,363,028	73,363
B.3		0	0	15,495,122	0	0	15,495,122	15,495
Zone Total		473,019,218	25,658,333	568,549,219	-6,113,322		562,435,897	562,436

Zone	Date	KWH from NYISO	Total Unaccounted Load per Subzone
3	Nov-19	330,325,742	-5,264,021

LSE/MUNI	PTID	NAME	CSS Load	Load Mod	Total-load mod w/losses	Unaccounted	Percent	Total - load mod w/losses + unaccounted	Mwh to NYISO
CC.1			158,471,029	54,127,234	115,519,397	-1,728,212	-2	113,791,185	113,791
CC.2			2,224,680	0	2,411,557	-50,611	-2	2,360,946	2,361
CC.3			106,427	0	115,353	-2,480	-2	112,873	113
CC.4			945,095	0	1,024,482	-21,493	-2	1,002,989	1,003
CC.9			488,985	0	528,803	-11,097	-2	517,706	518
CC.11			335,164	0	363,322	-7,624	-2	355,698	356
CC.13			828,565	0	898,156	-18,857	-2	879,299	879
CC.14			0	0	0	0	0	0	0
CC.15			3,903,871	0	4,227,895	-88,759	-2	4,139,136	4,139
CC.17			69,411,324	0	73,349,471	-1,539,838	-2	71,809,633	71,810
CC.18			14,548,547	0	15,485,246	-325,092	-2	15,160,154	15,160
CC.19			1,126,414	0	1,219,856	-25,607	-2	1,194,249	1,194
CC.20			987,534	0	1,070,482	-22,457	-2	1,048,025	1,048
CC.21			17,206	0	18,709	-436	-2	18,273	18
CC.22			3,905,988	0	4,131,299	-86,732	-2	4,044,567	4,045
CC.23			11,902,847	0	12,773,072	-268,154	-2	12,504,918	12,505
CC.24			653,203	0	708,063	-14,857	-2	693,206	693
CC.25			1,790,426	0	1,940,827	-40,763	-2	1,900,064	1,900
CC.26			2,301,329	0	2,444,453	-51,314	-2	2,393,139	2,393
CC.30			59,856	0	61,308	-1,452	-2	59,856	60
CC.31			153,585	0	156,848	-3,318	-2	153,530	154
CC.32			6,119,370	0	6,510,810	-136,667	-2	6,374,143	6,374
CC.33			6,704	0	7,422	0	0	7,422	7
CC.35			448,180	0	485,837	-10,200	-2	475,637	476
CC.36			212,475	0	230,326	-4,815	-2	225,511	226
CC.37			234,661	0	239,591	-5,032	-2	234,559	235
CC.40			819,664	0	888,513	-18,638	-2	869,875	870
CC.41			3,319,284	0	3,598,093	-75,524	-2	3,522,569	3,523
CC.42			89,396	0	96,890	-2,025	-2	94,865	95
CC.44			16,337	0	17,741	-380	-2	17,361	17
CC.45			95,195	0	103,177	-2,140	-2	101,037	101
CC.47			322,136	0	349,193	-7,316	-2	341,877	342
CC.48			2,755,925	0	2,987,420	-62,729	-2	2,924,691	2,925
CC.49			175,621	0	190,361	-3,989	-2	186,372	186
CC.50			536,520	0	581,588	-12,204	-2	569,384	569
CC.52			8,193,058	0	8,881,018	-186,433	-2	8,694,585	8,695
CC.96			1,507,588	0	1,634,217	-34,298	-2	1,599,919	1,600
CC.54			212,685	0	230,543	-4,844	-2	225,699	226
CC.57			0	0	0	0	0	0	0
CC.58			0	0	0	0	0	0	0
CC.59			0	0	0	0	0	0	0
CC.60			0	0	0	0	0	0	0
CC.61			1,494	0	1,572	0	0	1,572	2
CC.62			101	0	107	0	0	107	0
CC.63			0	0	0	0	0	0	0
CC.64			0	0	0	0	0	0	0
CC.65			26	0	26	0	0	26	0
CC.66			3	0	3	0	0	3	0
CC.67			39	0	41	0	0	41	0
CC.68			769	0	822	-9	-1	813	1

CC.69	435	0	460	-1	0	459	0
CC.70	36	0	38	-1	-3	37	0
CC.71	12,513	0	13,753	-47	0	13,706	14
CC.72	0	0	0	0	0	0	0
CC.73	112	0	116	0	0	116	0
CC.74	120	0	122	-2	-2	120	0
CC.75	33	0	33	0	0	33	0
CC.76	4,260	0	4,343	-83	-2	4,260	4
CC.77	21	0	21	0	0	21	0
CC.78	119	0	119	0	0	119	0
CC.79	103	0	103	0	0	103	0
CC.80	15	0	15	0	0	15	0
CC.81	0	0	0	0	0	0	0
CC.82	1,912	0	2,007	-26	-1	1,981	2
CC.83	19	0	19	0	0	19	0
CC.84	177	0	187	0	0	187	0
CC.85	54	0	57	0	0	57	0
CC.86	2,339	0	2,452	-54	-2	2,398	2
CC.87	394	0	402	-8	-2	394	0
CC.88	0	0	0	0	0	0	0
CC.89	0	0	0	0	0	0	0
CC.90	2	0	2	0	0	2	0
CC.91	1	0	1	0	0	1	0
CC.92	0	0	0	0	0	0	0
CC.93	6,602	0	7,001	-157	-2	6,844	7
CC.145	1,052,775	0	1,102,260	-23,111	-2	1,079,149	1,079
CC.95	67,125	0	72,748	-1,565	-2	71,183	71
CC.97	1,795,726	0	1,946,565	-40,870	-2	1,905,695	1,906
CC.98	53,289	0	57,768	-1,184	-2	56,584	57
CC.99	76,784	0	83,214	-1,754	-2	81,460	81
CC.101	456,880	0	495,261	-10,386	-2	484,875	485
CC.102	54,567	0	59,157	-1,200	-2	57,957	58
CC.103	759,962	0	823,793	-17,286	-2	806,507	807
CC.104	118,541	0	128,494	-2,699	-2	125,795	126
CC.107	91,382	0	99,047	-2,074	-2	96,973	97
C.10	82,398	0	89,303	-1,848	-2	87,455	87
CC.109	281,297	0	304,941	-6,398	-2	298,543	299
CC.110	409,121	0	443,487	-9,313	-2	434,174	434
CC.111	73,114	0	79,232	-1,659	-2	77,573	78
CC.112	35,412	0	36,151	-754	-2	35,397	35
CC.113	3,187,658	0	3,455,411	-72,530	-2	3,382,881	3,383
CC.114	870,015	0	943,088	-19,794	-2	923,294	923
CC.115	117,791	0	127,693	-2,657	-2	125,036	125
CC.151	1,023,642	0	1,061,773	7,821	1	1,069,594	1,070
CC.116	11,862,135	0	12,366,002	87,975	1	12,453,977	12,454
CC.118	118,555	0	128,508	-2,704	-2	125,804	126
CC.121	67,572	0	73,221	-1,546	-2	71,675	72
CC.122	124,145	0	134,550	-2,833	-2	131,717	132
CC.123	1,065,166	0	1,154,630	-24,251	-2	1,130,379	1,130
CC.124	603,691	0	654,409	-13,750	-2	640,659	641
CC.150	3,855,309	0	4,176,624	-87,683	-2	4,088,941	4,089
CC.125	102,315	0	110,897	-2,313	-2	108,584	109
CC.128	46,763	0	50,688	-1,048	-2	49,640	50
CC.130	462,510	0	501,353	-10,508	-2	490,845	491
CC.133	793,154	0	859,772	-18,039	-2	841,733	842
CC.134	11,520	0	12,485	-56	0	12,429	12
CC.135	389,270	0	421,956	-8,770	-2	413,086	413
CC.136	14,061	0	15,275	-204	-1	15,071	15
CC.138	48,427	0	52,474	-1,073	-2	51,401	51
C.15	59,098	0	64,058	-1,337	-2	62,721	63
CC.146	13,792	0	14,975	-178	-1	14,797	15
CC.140	86,163	0	93,397	-1,957	-2	91,440	91
CC.141	3,187	0	3,312	0	0	3,312	3
CC.142	136,444	0	139,307	-2,894	-2	136,413	136
CC.143	8,260	0	8,488	-228	-3	8,260	8
CC.144	273,246	0	296,209	-6,234	-2	289,975	290
CC.153	38,231	0	41,447	-843	-2	40,604	41
CC.147	69,149	0	74,924	-1,619	-2	73,305	73
CC.149	3,073	0	3,150	0	0	3,150	3
C.11	6,510	0	7,136	0	0	7,136	7
C.1	6,093,580	0	6,155,138	45,809	1	6,200,947	6,201
C.2	0	0	10,006,268	0	0	10,006,268	10,006
C.3	0	0	1,244,727	0	0	1,244,727	1,245
C.4	586,980	0	614,520	5,469	1	619,989	620
C.5	2,910	0	2,965	-50	-2	2,915	3
C.6	0	0	10,183,808	0	0	10,183,808	10,184
C.7	0	0	2,349,527	0	0	2,349,527	2,350
C.8	6,091,576	0	6,219,506	-130,568	-2	6,088,938	6,089
C.9	410,380	0	429,510	3,563	1	433,073	433
Zone Total		343,313,224	54,127,234	335,589,763	-5,264,006	330,325,757	330,326

Zone	Date	KWH from NYISO	Total Unaccounted Load per Subzone
4	Nov-19	850,492,710	1,811,967

LSE/MUNI	PTID	NAME	CSS Load	Load Mod	Total-load mod w/losses	Unaccounted	Percent	Total - load mod w/losses + unaccounted	Mwh to NYISO
DD.1			370,458,795	99,164,381	298,097,336	9,865,723	3	307,963,059	307,963
DD.2			3,676,476	0	3,985,284	-83,655	-2	3,901,629	3,902
DD.3			107,633	0	116,668	-2,467	-2	114,201	114
DD.4			1,970,994	0	2,136,569	-44,856	-2	2,091,713	2,092
DD.9			819,316	0	877,316	-18,420	-2	858,896	859
DD.11			567,370	0	615,039	-12,915	-2	602,124	602
DD.13			16,458,289	0	16,803,906	840,731	5	17,644,637	17,645
DD.14			1,127,647	0	1,207,448	-25,351	-2	1,182,097	1,182

DD.15	70,571	0	76,510	-1,637	-2	74,873	75
DD.17	126,181,857	0	134,065,070	-2,814,422	-2	131,250,648	131,251
DD.18	128,298,158	0	132,750,215	-2,786,821	-2	129,963,394	129,963
DD.19	27,355,053	0	28,468,600	-597,639	-2	27,870,961	27,871
DD.20	878,194	0	951,960	-19,988	-2	931,972	932
DD.21	48,100	0	52,101	-1,141	-2	50,960	51
DD.22	3,625,138	0	3,802,879	-79,834	-2	3,723,045	3,723
DD.23	34,066,477	0	36,669,335	-769,803	-2	35,899,532	35,900
DD.24	323,201	0	350,345	-7,349	-2	342,996	343
DD.25	3,187,495	0	3,455,059	-72,535	-2	3,382,524	3,383
DD.26	3,478,472	0	3,768,414	-79,115	-2	3,689,299	3,689
DD.29	87,529	0	89,376	-1,882	-2	87,494	87
DD.30	23,309,452	0	24,338,748	-510,947	-2	23,827,801	23,828
DD.34	337,506	0	365,867	-7,679	-2	358,188	358
DD.35	364,460	0	395,077	-8,281	-2	386,796	387
DD.38	2,915,374	0	3,160,254	-66,332	-2	3,093,922	3,094
DD.39	5,976,201	0	6,437,494	-135,141	-2	6,302,353	6,302
DD.40	221,131	0	239,708	-5,035	-2	234,673	235
DD.42	1,095,469	0	1,118,465	-23,488	-2	1,094,977	1,095
DD.43	1,277,166	0	1,303,982	-27,374	-2	1,276,608	1,277
DD.44	33,118	0	35,921	-737	-2	35,184	35
DD.45	401,353	0	435,062	-9,132	-2	425,930	426
DD.46	962,922	0	1,043,817	-21,921	-2	1,021,896	1,022
DD.47	2,315,420	0	2,509,917	-52,681	-2	2,457,236	2,457
DD.48	1,671,744	0	1,812,169	-38,049	-2	1,774,120	1,774
DD.49	4,717,056	0	5,110,002	-107,278	-2	5,002,724	5,003
DD.51	14,092,224	0	15,275,380	-320,671	-2	14,954,709	14,955
DD.52	91,543	0	93,444	-1,925	-2	91,519	92
DD.53	3,712,315	0	4,024,145	-84,473	-2	3,939,672	3,940
DD.56	548,737	0	594,840	-12,495	-2	582,345	582
DD.57	109,779	0	118,999	-2,507	-2	116,492	116
DD.58	640	0	641	-1	0	640	1
DD.59	0	0	0	0	0	0	0
DD.60	663	0	682	-4	-1	678	1
DD.61	50	0	52	-1	-2	51	0
DD.62	666	0	698	-15	-2	683	1
DD.64	883	0	890	-7	-1	883	1
DD.65	2,508	0	2,647	-26	-1	2,621	3
DD.66	0	0	0	0	0	0	0
DD.68	0	0	0	0	0	0	0
DD.69	7,005,125	0	7,293,471	-153,100	-2	7,140,371	7,140
DD.71	838,890	0	856,494	-17,985	-2	838,509	839
DD.72	194,133	0	210,450	-4,438	-2	206,012	206
DD.73	724,869	0	740,117	-15,545	-2	724,572	725
DD.74	2,882,340	0	3,124,226	-65,587	-2	3,058,639	3,059
DD.75	182,071	0	196,936	-4,150	-2	192,786	193
DD.76	112,523	0	121,950	-2,570	-2	119,380	119
DD.78	1,310,576	0	1,420,520	-29,835	-2	1,390,685	1,391
DD.79	342,977	0	371,799	-7,791	-2	364,008	364
DD.80	710,877	0	770,588	-16,169	-2	754,419	754
DD.81	262,571	0	268,110	-5,635	-2	262,475	262
DD.82	859,032	0	877,118	-18,440	-2	858,678	859
DD.83	219,672	0	224,369	-4,697	-2	219,672	220
DD.84	227,014	0	246,078	-5,176	-2	240,902	241
DD.87	293,424	0	318,059	-6,685	-2	311,374	311
DD.130	19,125	0	20,748	-444	-2	20,304	20
DD.89	8,446,663	0	8,975,204	-188,418	-2	8,786,786	8,787
DD.90	1,393,805	0	1,510,886	-31,736	-2	1,479,150	1,479
DD.91	70,804	0	76,748	-1,611	-2	75,137	75
DD.92	7,992,267	0	8,663,624	-181,870	-2	8,481,754	8,482
DD.93	332,909	0	360,860	-7,572	-2	353,288	353
DD.94	168,666	0	182,841	-3,871	-2	178,970	179
DD.95	32,238,045	0	33,198,650	1,563,210	4	34,761,860	34,762
DD.97	444,828	0	482,183	-10,126	-2	472,057	472
DD.100	565,227	0	612,685	-12,860	-2	599,825	600
DD.101	109,460	0	118,658	-2,507	-2	116,151	116
DD.102	1,809,409	0	1,961,403	-41,178	-2	1,920,225	1,920
DD.103	2,074,400	0	2,248,639	-47,211	-2	2,201,428	2,201
DD.127	7,280,057	0	7,877,602	-165,378	-2	7,712,224	7,712
DD.104	166,857	0	180,876	-3,791	-2	177,085	177
DD.107	1,019,229	0	1,104,854	-23,193	-2	1,081,661	1,082
DD.109	1,054,877	0	1,143,491	-24,014	-2	1,119,477	1,119
DD.112	13,228,887	0	14,166,496	-297,397	-2	13,869,099	13,869
DD.113	176,457	0	191,285	-4,049	-2	187,236	187
DD.114	1,057,554	0	1,146,379	-24,068	-2	1,122,311	1,122
DD.115	30,138	0	32,708	-721	-2	31,987	32
DD.117	191,479	0	207,552	-4,381	-2	203,171	203
D.13	79,836	0	86,530	-1,814	-2	84,716	85
DD.123	67,113	0	72,751	-1,568	-2	71,183	71
DD.119	192,390	0	208,554	-4,371	-2	204,183	204
DD.120	36,210	0	39,260	-778	-2	38,482	38
DD.122	2,279,081	0	2,470,530	-51,881	-2	2,418,649	2,419
DD.129	60,265	0	65,300	-1,366	-2	63,934	64
DD.125	97,135	0	105,300	-2,173	-2	103,127	103
DD.126	888,378	0	963,006	-20,220	-2	942,786	943
DD.131	38,139	0	41,347	-863	-2	40,484	40
D.1	0	0	1,226,155	0	0	1,226,155	1,226
D.2	0	0	704,490	0	0	704,490	704
D.3	0	0	0	0	0	0	0
D.4	3,882	0	3,963	-85	-2	3,878	4
D.5	134,803	0	141,124	7,674	5	148,798	149
D.6	947,434	0	957,004	-20,100	-2	936,904	937
D.7	482,046	0	486,916	-10,216	-2	476,700	477
D.8	549,213	0	554,763	-11,626	-2	543,137	543
D.14	2,243,662	0	2,290,762	-48,076	-2	2,242,686	2,243
Zone Total	891,081,969	99,164,381	848,680,743	1,811,972		850,492,715	850,493

Zone	Date	KWH from NYISO	Total Unaccounted Load per Subzone							
29	Nov-19	190,726,532	-1,671,789							
LSE/MUNI	PTID	NAME	CSS Load	Load Mod	Total-load mod w/losses	Unaccounted	Percent	Total - load mod w/losses + unaccounted	Mwh to NYISO	
EE.1			86,376,941	46,836	93,035,273	-134,517	0	92,900,756	92,901	
EE.2			854,482	0	926,272	-19,452	-2	906,820	907	
EE.3			11,295	0	12,202	0	0	12,202	12	
EE.4			304,623	0	330,199	-6,911	-2	323,288	323	
EE.9			3,533,048	0	3,806,694	-79,910	-2	3,726,784	3,727	
EE.11			144,858	0	157,025	-3,306	-2	153,719	154	
EE.12			11,742	0	12,679	-37	0	12,642	13	
EE.14			73,507	0	79,691	-1,619	-2	78,072	78	
EE.15			825,716	0	893,344	-18,765	-2	874,579	875	
EE.16			340,885	0	369,515	-7,752	-2	361,763	362	
EE.17			358,682	0	388,810	-8,159	-2	380,651	381	
EE.20			20,160,465	0	21,379,272	-448,820	-2	20,930,452	20,930	
EE.21			5,033,271	0	5,368,232	-112,702	-2	5,255,530	5,256	
EE.22			910,374	0	984,096	-20,662	-2	963,434	963	
EE.23			40,265	0	43,628	-893	-2	42,735	43	
EE.24			4,927	0	5,464	0	0	5,464	5	
EE.25			2,233,960	0	2,370,240	-49,760	-2	2,320,480	2,320	
EE.26			5,230,278	0	5,589,793	-117,339	-2	5,472,454	5,472	
EE.27			929,478	0	1,003,798	-21,082	-2	982,716	983	
EE.28			772,062	0	836,388	-17,566	-2	818,822	819	
EE.29			1,054,117	0	1,140,900	-23,939	-2	1,116,961	1,117	
EE.31			4,704,044	0	4,945,563	43,653	1	4,989,216	4,989	
EE.32			434,902	0	444,022	5,664	1	449,686	450	
EE.34			84,503	0	86,155	-1,767	-2	84,388	84	
EE.35			5,616,144	0	5,734,051	-120,344	-2	5,613,707	5,614	
EE.36			2,694,900	0	2,847,476	-59,779	-2	2,787,697	2,788	
EE.39			3,401,891	0	3,687,634	-77,419	-2	3,610,215	3,610	
EE.40			168,549	0	182,707	-3,843	-2	178,864	179	
EE.42			345,545	0	374,434	-7,862	-2	366,572	367	
EE.43			1,131,389	0	1,226,414	-25,726	-2	1,200,688	1,201	
EE.44			44,894	0	48,674	-1,007	-2	47,667	48	
EE.46			12,539	0	13,581	-140	-1	13,441	13	
EE.47			36,750	0	39,843	-841	-2	39,002	39	
EE.48			28,494	0	29,868	-739	-3	29,129	29	
EE.49			211,826	0	229,453	-4,800	-2	224,653	225	
EE.50			904,768	0	980,761	-20,606	-2	960,155	960	
EE.51			203,910	0	221,036	-4,601	-2	216,435	216	
EE.52			303,569	0	329,064	-6,901	-2	322,163	322	
EE.54			3,110,402	0	3,371,672	-70,768	-2	3,300,904	3,301	
EE.55			497,323	0	539,091	-11,308	-2	527,783	528	
EE.57			103,537	0	112,238	-2,352	-2	109,886	110	
EE.59			11,105	0	12,001	0	0	12,001	12	
EE.60			0	0	0	0	0	0	0	
EE.61			0	0	0	0	0	0	0	
EE.62			184	0	194	0	0	194	0	
EE.63			766,726	0	813,494	-17,070	-2	796,424	796	
EE.65			24,798	0	26,876	-716	-3	26,160	26	
EE.66			533,758	0	578,590	-12,159	-2	566,431	566	
EE.67			10,568	0	11,447	-7	0	11,440	11	
EE.68			11,074	0	11,996	-38	0	11,958	12	
EE.70			29,983	0	32,542	-721	-2	31,821	32	
EE.71			39,082	0	42,347	-857	-2	41,490	41	
EE.72			2,732,420	0	2,947,142	-61,853	-2	2,885,289	2,885	
EE.73			42,592	0	46,176	-942	-2	45,234	45	
EE.76			42,647	0	46,235	-944	-2	45,291	45	
EE.78			82,308	0	89,184	-1,908	-2	87,276	87	
EE.79			274,454	0	297,501	-6,266	-2	291,235	291	
EE.80			18,618	0	20,182	-559	-3	19,623	20	
EE.81			1,413,449	0	1,532,181	-32,163	-2	1,500,018	1,500	
EE.82			1,335,439	0	1,444,502	-30,330	-2	1,414,172	1,414	
EE.83			2,640,735	0	2,763,911	29,894	1	2,793,805	2,794	
EE.85			51,768	0	56,132	-1,149	-2	54,983	55	
EE.88			104,400	0	113,166	-2,379	-2	110,787	111	
EE.89			401,163	0	434,844	-9,138	-2	425,706	426	
EE.90			467,827	0	507,126	-10,628	-2	496,498	496	
EE.91			806	0	806	0	0	806	1	
EE.115			1,065,321	0	1,153,583	-24,223	-2	1,129,360	1,129	
EE.92			29,364	0	31,884	-721	-2	31,163	31	
EE.95			30,840	0	33,461	-727	-2	32,734	33	
EE.97			264,374	0	286,572	-6,031	-2	280,541	281	
EE.100			349,880	0	377,543	-7,959	-2	369,584	370	
EE.103			21,552	0	23,382	-671	-3	22,711	23	
EE.104			258,859	0	280,615	-5,883	-2	274,732	275	
EE.105			1,787	0	1,787	0	0	1,787	2	
EE.107			15,266	0	16,544	-327	-2	16,217	16	
EE.117			9,517	0	10,308	0	0	10,308	10	
EE.114			8,595	0	9,316	0	0	9,316	9	
EE.109			21,825	0	23,688	-658	-3	23,030	23	
EE.110			721	0	721	0	0	721	1	
EE.111			9,035	0	9,756	0	0	9,756	10	
EE.116			1,226	0	1,226	0	0	1,226	1	
EE.112			5,316	0	5,938	0	0	5,938	6	
EE.118			8,184	0	8,909	0	0	8,909	9	
E.1			0	0	9,281,497	0	0	9,281,497	9,281	
E.3			0	0	4,835,764	0	0	4,835,764	4,836	
Zone Total			166,382,421	46,836	192,398,321	-1,671,810		190,726,511	190,727	

Zone	Date	KWH from NYISO	Total Unaccounted Load per Subzone							
31	Nov-19	62,772,608	2,000,313							
LSE/MUNI	PTID	NAME	CSS Load	Load Mod	Total-load mod w/losses	Unaccounted	Percent	Total - load mod w/losses + unaccounted	Mwh to NYISO	
FF.1			18,737,667	1,339,728	18,896,331	825,698	4	19,722,029	19,722	
FF.2			278,521	0	301,919	-6,343	-2	295,576	296	
FF.3			74,462	0	80,705	-1,692	-2	79,013	79	
FF.8			1,655	0	1,655	0	0	1,655	2	
FF.10			11,624	0	12,597	-62	0	12,535	13	
FF.12			12,139	0	13,149	-72	-1	13,077	13	
FF.13			1,152,729	0	1,239,752	-26,021	-2	1,213,731	1,214	
FF.15			3,529,749	0	3,792,150	-79,607	-2	3,712,543	3,713	
FF.16			1,415,746	0	1,534,674	-32,208	-2	1,502,466	1,502	
FF.17			100,102	0	108,535	-2,316	-2	106,219	106	
FF.18			111,928	0	121,341	-2,555	-2	118,786	119	
FF.19			607	0	607	0	0	607	1	
FF.20			357,085	0	387,077	-8,156	-2	378,921	379	
FF.21			19,073	0	20,720	-621	-3	20,099	20	
FF.22			319,927	0	346,786	-7,274	-2	339,512	340	
FF.23			102,204	0	110,799	-2,348	-2	108,451	108	
FF.24			1,788,643	0	1,897,753	-39,838	-2	1,857,915	1,858	
FF.25			97,581	0	105,753	-2,237	-2	103,516	104	
FF.26			61,288	0	66,453	-1,423	-2	65,030	65	
FF.29			70,233	0	76,117	-1,600	-2	74,517	75	
FF.30			330,667	0	358,416	-7,547	-2	350,869	351	
FF.31			14,325	0	15,508	-251	-2	15,257	15	
FF.33			6,201	0	6,910	0	0	6,910	7	
FF.34			9,776	0	10,600	-10	0	10,590	11	
FF.35			36,526	0	39,585	-779	-2	38,806	39	
FF.36			76,443	0	82,844	-1,738	-2	81,106	81	
FF.37			11,536	0	12,458	-3	0	12,455	12	
FF.38			8,653	0	9,454	-27	0	9,427	9	
FF.40			916,068	0	993,021	-20,848	-2	972,173	972	
FF.41			77,964	0	84,508	-1,764	-2	82,744	83	
FF.42			8,322	0	9,045	0	0	9,045	9	
FF.44			26	0	26	0	0	26	0	
FF.45			191	0	199	0	0	199	0	
FF.46			67	0	72	0	0	72	0	
FF.48			10	0	10	0	0	10	0	
FF.49			47	0	47	0	0	47	0	
FF.50			0	0	0	0	0	0	0	
FF.52			120,094	0	122,604	-2,554	-2	120,050	120	
FF.53			8,730	0	9,458	0	0	9,458	9	
FF.54			205,111	0	222,345	-4,664	-2	217,681	218	
FF.55			10,236	0	11,084	-1	0	11,083	11	
FF.56			2,967	0	3,065	0	0	3,065	3	
FF.58			20,313	0	22,050	-656	-3	21,394	21	
FF.59			19,643	0	21,322	-569	-3	20,753	21	
FF.60			13,794	0	14,956	-238	-2	14,718	15	
FF.61			10,132	0	10,978	-3	0	10,975	11	
FF.64			17,380	0	18,915	-444	-2	18,471	18	
FF.65			78,436	0	85,017	-1,807	-2	83,210	83	
FF.66			40,880	0	44,329	-826	-2	43,503	44	
FF.96			4,525	0	4,999	0	0	4,999	5	
FF.67			729,195	0	790,445	-16,609	-2	773,836	774	
FF.68			788,476	0	828,767	38,579	4	867,346	867	
FF.69			96,702	0	104,841	5,102	5	109,943	110	
FF.71			11,390	0	12,336	-51	0	12,285	12	
FF.74			4,433	0	4,872	0	0	4,872	5	
FF.75			2,927	0	2,979	0	0	2,979	3	
FF.76			167,000	0	181,024	-3,804	-2	177,220	177	
FF.77			1,485	0	1,485	0	0	1,485	1	
FF.99			15,800	0	17,141	-415	-2	16,726	17	
FF.78			14,778	0	16,022	-284	-2	15,738	16	
FF.81			4,255	0	4,657	0	0	4,657	5	
FF.83			95,640	0	103,676	-2,144	-2	101,532	102	
FF.95			273,387	0	294,243	-6,188	-2	288,055	288	
FF.87			66,938	0	72,528	-1,551	-2	70,977	71	
FF.88			2,392	0	2,392	0	0	2,392	2	
FF.90			1,866	0	1,866	0	0	1,866	2	
FF.101			13,320	0	14,434	-214	-2	14,220	14	
FF.92			20,414	0	22,147	-612	-3	21,535	22	
FF.93			0	0	0	0	0	0	0	
FF.100			3,210	0	3,346	0	0	3,346	3	
FF.97			2,743	0	2,751	0	0	2,751	3	
FF.102			1,121	0	1,121	0	0	1,121	1	
FF.103			197	0	197	0	0	197	0	
F.1			26,542,530	0	26,960,327	1,421,903	5	28,382,230	28,382	
		Zone Total	59,152,225	1,339,728	60,772,295	2,000,308		62,772,603	62,773	
		Grand Total	2,722,913,249	180,467,244	2,928,095,354	-18,107,134		2,909,988,220	2,909,988	

TIME_STAMP=05/10/2019 10:19																
Dec 2018 4 Month True up																
Dec 2018 4 Month True up																
DATA_ROW=36512																
Date/Time	Generator PTID	Generator Name	Station Power Load Bid	Station Power Load Forecast	Meter Authority MW Value	Net Generation	3rd Party PTID	3rd Party Name	3rd Party MW Allocation	3rd Party Station Power Credit/Charge	Ancillary Service Charge	Remote Self Supply MW	NTAC Charge	RS1 Net Annual Budget Charge	RS1 FERC Fee Charge	Total
	NEGSS.53		-	-	-	22,723.52			-	-	-	-	-	-	-	-
	NEGSS.40		-	-	0.41	23,122.56			-	-	-	-	-	-	-	-
	NEGSS.39		-	-	7.94	19,824.51			-	-	-	-	-	-	-	-
	NEGSS.23		-	58.00	64.58	(64.58)			64.58	1,974.74	49.01	-	65.22	43.88	-	2,132.85
	NEGSS.25		-	-	149.04	(149.04)			149.04	4,523.72	114.10	-	150.43	101.51	7.44	4,897.20
	NEGSS.30		-	-	456.50	(456.50)			456.50	13,905.19	350.23	-	461.06	310.63	21.46	15,048.57
	NEGSS.26		-	-	110.33	(110.33)			110.33	3,325.42	82.60	-	111.57	74.91	7.44	3,601.94
	NEGSS.31		-	-	272.10	(272.10)			272.10	8,200.62	204.77	-	274.37	185.54	14.28	8,879.58
	NEGSS.84		-	-	-	8,114.50			-	-	-	-	-	-	-	-
	NEGSS.8		-	-	328.35	(328.35)			328.35	9,991.64	243.15	-	331.92	223.00	14.88	10,804.59
	NEGSS.9		-	-	341.46	(341.46)			341.46	10,282.94	254.73	-	344.60	232.32	14.88	11,129.47
	NEGSS.10		-	-	62.58	(62.58)			62.58	1,964.74	44.82	-	63.18	42.47	1.08	2,116.29
	NEGSS.11		-	-	494.88	(494.88)			494.88	14,661.63	371.52	-	499.57	336.91	22.36	16,091.99
	NEGSS.43		-	-	2.32	9,374.54			-	-	-	-	-	-	-	-
	NEGSS.42		-	-	0.68	2,834.12			-	-	-	-	-	-	-	-
	NEGSS.50		-	-	-	4,657.38			-	-	-	-	-	-	-	-
	NEGSS.27		-	-	136.09	2,217.56			-	-	-	-	-	-	-	-
	NEGSS.52		-	-	66.67	16,162.20			-	-	-	-	-	-	-	-
	NEGSS.3		-	-	132.02	(132.02)			132.02	4,003.78	98.31	-	133.14	89.80	7.44	4,332.47
	NEGSS.4		-	-	176.24	(176.24)			176.24	5,328.04	131.59	-	178.40	119.77	7.44	5,765.24
	NEGSS.6		-	-	198.22	(198.22)			198.22	5,971.42	148.18	-	201.04	134.33	7.44	6,462.41
	NEGSS.22		-	143.00	175.97	55,487.62			-	-	-	-	-	-	-	-
	NEGSS.29		-	54.00	158.37	3,698.11			-	-	-	-	-	-	-	-
	NEGSS.18		-	93.00	68.11	296.29			-	-	-	-	-	-	-	-
	NEGSS.17		-	403.00	521.35	28.68			-	-	-	-	-	-	-	-
	NEGSS.1		-	-	5,902.66	62,779.50			-	-	-	-	-	-	-	-
	NEGSS.45		-	-	23.53	36,030.90			-	-	-	-	-	-	-	-
	NEGSS.47		-	-	0.08	27,055.90			-	-	-	-	-	-	-	-
	NEGSS.51		-	-	229.50	48,233.26			-	-	-	-	-	-	-	-
	NEGSS.35		-	-	8.36	9,643.52			-	-	-	-	-	-	-	-
	NEGSS.12		3,317.00	3,317.00	1,685.11	456,263.31			-	-	-	-	-	-	-	-
	NEGSS.15		-	-	4,253.56	956,681.81			-	-	-	-	-	-	-	-
	NEGSS.38		-	-	0.99	1,468.60			-	-	-	-	-	-	-	-
	NEGSS.37		-	-	4.81	14,149.98			-	-	-	-	-	-	-	-
	NEGSS.13		-	-	1,097.18	(1,097.18)			1,097.18	32,906.09	826.82	-	1,108.11	746.38	50.80	35,638.20
	NEGSS.14		-	-	779.78	(779.78)			779.78	23,473.10	585.57	-	787.61	530.46	36.52	25,413.26
	NEGSS.55		-	-	-	362,128.53			-	-	-	-	-	-	-	-
	NEGSS.19		-	-	238.44	(238.44)			238.44	8,671.91	231.48	-	239.06	164.43	10.03	9,316.93
	NEGSS.36		-	-	-	16,844.94			-	-	-	-	-	-	-	-
	NEGSS.21		-	-	293.73	(293.73)			-	-	-	-	-	-	-	-
	NEGSS.20		-	-	1,092.51	2,212.63			-	-	-	-	-	-	-	-
	NEGSS.34		-	-	0.03	15,850.97			-	-	-	-	-	-	-	-
	NEGSS.33		-	-	92.97	3,395.23			-	-	-	-	-	-	-	-
	NEGSS.28		-	-	123.57	(123.57)			123.57	2,989.73	95.73	-	125.03	84.20	6.72	3,301.41
	NEGSS.32		-	-	179.00	(179.00)			179.00	5,468.17	136.50	-	181.23	121.88	7.44	5,915.22
	NEGSS.16		-	-	62.55	(62.55)			62.55	1,917.64	47.29	-	65.08	44.06	0.19	2,074.26
	NEGSS.46		-	-	8.00	81,682.92			-	-	-	-	-	-	-	-
	NEGSS.44		-	-	0.00	35,676.82			-	-	-	-	-	-	-	-
	NEGSS.41		-	-	0.56	24,507.02			-	-	-	-	-	-	-	-
	NEGSS.48		-	-	-	374.35			-	-	-	-	-	-	-	-
	Grand Total		3,317.00	4,068.00	20,001.12	2,317,981.26			5,266.80	159,760.52	4,016.40	-	5,320.64	3,586.48	237.84	172,921.88

TIME_STAMP=06/13/2019 11:30																
BID_TYPE=STATION_POWER_REPORT																
DATA_ROW=36539																
Jan 2019 4 Month True up																
Date/Time	Generator PTID	Generator Name	Station Power Load Bid	Station Power Load Forecast	Meter Authority MW Value	Net Generation	3rd Party PTID	3rd Party Name	3rd Party MW Allocation	3rd Party Station Power Credit/Charge	Ancillary Service Charge	Remote Self Supply MW	NTAC Charge	RS1 Net Annual Budget Charge	RS1 FERC Fee Charge	Total
	NEGSS.53		-	-	-	28,735.04			-	-	-	-	-	-	-	-
	NEGSS.40		-	-	0.00	25,638.29			-	-	-	-	-	-	-	-
	NEGSS.39		-	-	0.21	18,838.32			-	-	-	-	-	-	-	-
	NEGSS.23		-	60.00	69.86	(69.86)			69.86	2,252.30	45.29	-	38.83	51.49	1.25	2,389.16
	NEGSS.25		-	-	165.50	(165.50)			165.50	5,413.87	106.94	-	92.31	121.20	7.44	5,741.78
	NEGSS.30		-	-	431.55	(431.55)			431.55	14,282.64	275.74	-	241.73	316.18	21.35	15,137.64
	NEGSS.26		-	-	116.92	(116.92)			116.92	3,970.99	76.92	-	65.04	85.82	7.44	4,206.21
	NEGSS.31		-	-	227.20	(143.09)			143.08	4,627.95	95.44	-	80.20	104.96	6.13	4,914.68
	NEGSS.84		-	-	-	25,152.63			-	-	-	-	-	-	-	-
	NEGSS.8		-	-	395.94	(395.94)			395.94	13,710.03	244.39	-	222.14	290.76	19.27	14,486.59
	NEGSS.9		-	-	354.64	(354.64)			354.64	12,027.14	235.43	-	198.56	259.37	15.74	12,736.24
	NEGSS.10		-	-	85.11	(85.11)			85.11	2,965.15	53.76	-	47.87	62.35	5.44	3,134.57
	NEGSS.11		-	-	520.34	(520.34)			520.34	17,590.89	349.12	-	291.38	381.10	25.45	18,637.94
	NEGSS.43		-	-	4.14	7,737.72			-	-	-	-	-	-	-	-
	NEGSS.42		-	-	4.28	3,203.64			-	-	-	-	-	-	-	-
	NEGSS.50		-	-	-	5,495.99			-	-	-	-	-	-	-	-
	NEGSS.27		-	-	102.22	28,054.08			-	-	-	-	-	-	-	-
	NEGSS.52		-	-	63.23	22,006.24			-	-	-	-	-	-	-	-
	NEGSS.3		-	-	126.56	(126.56)			126.56	4,381.14	83.71	-	71.28	92.66	7.44	4,606.23
	NEGSS.4		-	-	186.24	(186.24)			186.24	6,235.07	123.97	-	103.72	136.33	7.50	6,606.59
	NEGSS.6		-	-	197.59	(197.59)			197.59	6,636.67	133.02	-	110.41	144.28	7.89	7,032.27
	NEGSS.22		-	42.00	76.72	78,709.10			-	-	-	-	-	-	-	-
	NEGSS.29		-	78.00	151.35	16,547.16			-	-	-	-	-	-	-	-
	NEGSS.18		-	93.00	74.37	(74.37)			74.37	2,307.57	49.16	-	41.16	54.28	4.46	2,456.63
	NEGSS.17		-	403.00	533.17	(166.62)			166.62	5,674.93	112.70	-	93.48	122.33	7.48	6,010.92
	NEGSS.1		-	-	1,726.68	197,659.16			-	-	-	-	-	-	-	-
	NEGSS.45		-	-	13.50	33,061.88			-	-	-	-	-	-	-	-
	NEGSS.47		-	-	5.68	23,401.39			-	-	-	-	-	-	-	-
	NEGSS.51		-	-	262.17	57,860.67			-	-	-	-	-	-	-	-
	NEGSS.35		-	-	14.01	9,038.75			-	-	-	-	-	-	-	-
	NEGSS.12		3,317.00	3,317.00	1,747.36	456,848.36			-	-	-	-	-	-	-	-
	NEGSS.15		-	-	4,728.48	960,043.49			-	-	-	-	-	-	-	-
	NEGSS.38		-	-	5.27	958.17			-	-	-	-	-	-	-	-
	NEGSS.37		-	-	2.78	13,980.22			-	-	-	-	-	-	-	-
	NEGSS.13		-	-	1,639.85	3,286.25			-	-	-	-	-	-	-	-
	NEGSS.14		-	-	1,232.05	7,718.14			-	-	-	-	-	-	-	-
	NEGSS.55		-	-	-	563,220.19			-	-	-	-	-	-	-	-
	NEGSS.19		-	-	287.64	(287.64)			287.64	13,679.23	216.24	-	159.05	210.35	13.71	14,278.58
	NEGSS.36		-	-	-	11,610.25			-	-	-	-	-	-	-	-
	NEGSS.21		-	-	330.54	(330.54)			330.54	15,454.53	253.20	-	185.06	242.05	15.98	16,150.82
	NEGSS.20		-	-	1,269.36	(1,269.36)			1,269.36	61,591.06	953.06	-	711.19	930.08	62.60	64,247.99
	NEGSS.34		-	-	4.15	15,729.89			-	-	-	-	-	-	-	-
	NEGSS.33		-	-	100.51	(100.50)			100.50	2,911.80	66.10	-	56.17	74.17	7.44	3,115.68
	NEGSS.28		-	-	132.60	(132.60)			132.60	3,780.43	87.20	-	74.10	97.16	7.27	4,046.16
	NEGSS.32		-	-	202.74	(202.74)			202.74	6,620.63	130.87	-	113.47	148.49	7.97	7,021.43
	NEGSS.16		-	-	68.76	(68.76)			68.76	2,230.78	45.42	-	36.59	50.53	1.68	2,365.00
	NEGSS.46		-	-	3.20	87,852.43			-	-	-	-	-	-	-	-
	NEGSS.44		-	-	0.00	53,035.95			-	-	-	-	-	-	-	-
	NEGSS.41		-	-	-	26,585.65			-	-	-	-	-	-	-	-
	NEGSS.48		-	-	-	492.06			-	-	-	-	-	-	-	-
	Grand Total		3,317.00	3,993.00	17,664.43	2,777,074.64			5,426.43	208,314.80	3,737.68	-	3,033.74	3,975.94	260.93	219,323.09

TIME_STAMP=07/19/2019 09:05																
BID_TYPE=STATION_POWER_REPORT																
DATA_ROW=32648																
Feb 2019 4 Month True up																
Date/Time	Generator PTID	Generator Name	Station Power Load Bid	Station Power Load Forecast	Meter Authority MW Value	Net Generation	3rd Party PTID	3rd Party Name	3rd Party MW Allocation	3rd Party Station Power Credit/Charge	Ancillary Service Charge	Remote Self Supply MW	NTAC Charge	RS1 Net Annual Budget Charge	RS1 FERC Fee Charge	Total
NEGSS.53			-	-	-	21,377.01			-	-	-	-	-	-	-	-
NEGSS.40			-	-	0.06	23,667.11			-	-	-	-	-	-	-	-
NEGSS.39			-	-	0.92	18,526.66			-	-	-	-	-	-	-	-
NEGSS.23			-	48.00	9.67	(9.67)			9.67	294.73	4.00	-	7.24	7.04	0.66	313.67
NEGSS.25			-	-	136.51	(136.51)			136.51	3,613.95	80.48	-	101.99	99.77	6.72	3,902.91
NEGSS.30			-	-	369.91	(369.91)			369.91	10,065.79	215.14	-	277.59	270.71	20.78	10,850.01
NEGSS.26			-	-	105.65	(105.65)			105.65	2,650.19	61.70	-	79.39	77.38	6.72	2,875.38
NEGSS.31			-	-	281.38	1,710.28			-	-	-	-	-	-	-	-
NEGSS.84			-	-	-	23,568.45			-	-	-	-	-	-	-	-
NEGSS.8			-	-	341.29	(341.29)			341.29	8,781.50	197.74	-	256.26	249.68	19.52	9,504.70
NEGSS.9			-	-	318.42	(318.42)			318.42	8,004.45	185.11	-	239.57	232.80	19.50	8,681.43
NEGSS.10			-	-	82.64	(82.64)			82.64	2,114.85	46.93	-	62.02	60.37	5.72	2,289.89
NEGSS.11			-	-	452.40	(452.40)			452.40	11,374.78	264.17	-	339.36	331.00	26.06	12,335.37
NEGSS.43			-	-	2.94	7,284.67			-	-	-	-	-	-	-	-
NEGSS.42			-	-	2.26	3,131.66			-	-	-	-	-	-	-	-
NEGSS.50			-	-	-	7,531.25			-	-	-	-	-	-	-	-
NEGSS.27			-	-	149.87	7,813.35			-	-	-	-	-	-	-	-
NEGSS.52			-	-	55.88	17,574.18			-	-	-	-	-	-	-	-
NEGSS.3			-	-	87.89	(87.89)			87.89	2,198.82	51.33	-	66.73	64.09	6.72	2,387.69
NEGSS.4			-	-	166.03	(166.03)			166.03	4,203.08	96.82	-	124.71	121.59	7.80	4,554.00
NEGSS.6			-	-	173.87	(173.87)			173.87	4,336.27	102.05	-	130.19	126.93	9.44	4,704.88
NEGSS.22			-	88.00	123.33	55,646.56			-	-	-	-	-	-	-	-
NEGSS.29			-	72.00	141.76	4,261.90			-	-	-	-	-	-	-	-
NEGSS.18			-	84.00	68.02	(68.02)			68.02	1,795.18	40.41	-	49.73	49.70	4.86	1,939.88
NEGSS.17			-	364.00	458.50	1,169.90			-	-	-	-	-	-	-	-
NEGSS.1			-	-	5,740.92	48,271.61			-	-	-	-	-	-	-	-
NEGSS.45			-	-	9.51	29,964.04			-	-	-	-	-	-	-	-
NEGSS.47			-	-	13.06	22,921.40			-	-	-	-	-	-	-	-
NEGSS.51			-	-	209.55	49,726.26			-	-	-	-	-	-	-	-
NEGSS.35			-	-	1.58	8,888.30			-	-	-	-	-	-	-	-
NEGSS.12			2,996.00	2,996.00	1,629.40	383,993.13			-	-	-	-	-	-	-	-
NEGSS.15			-	-	4,181.16	868,086.95			-	-	-	-	-	-	-	-
NEGSS.38			-	-	-	2,443.54			-	-	-	-	-	-	-	-
NEGSS.37			-	-	0.35	13,272.49			-	-	-	-	-	-	-	-
NEGSS.13			-	-	1,055.89	(1,055.89)			1,055.89	28,135.75	580.81	-	791.96	772.91	59.51	30,340.94
NEGSS.14			-	-	732.37	(732.37)			732.37	19,135.86	425.79	-	549.32	535.98	41.30	20,688.25
NEGSS.55			-	-	-	468,302.67			-	-	-	-	-	-	-	-
NEGSS.19			-	-	228.25	(228.25)			228.25	7,550.40	150.50	-	172.46	166.42	14.05	8,053.63
NEGSS.36			-	-	-	16,163.14			-	-	-	-	-	-	-	-
NEGSS.21			-	-	303.26	(303.26)			303.26	10,269.94	190.90	-	228.30	222.09	17.22	10,928.45
NEGSS.20			-	-	1,105.97	(1,105.97)			1,105.97	37,276.84	690.18	-	829.72	809.46	62.40	39,668.60
NEGSS.34			-	-	2.30	16,814.12			-	-	-	-	-	-	-	-
NEGSS.33			-	-	85.50	1,520.62			-	-	-	-	-	-	-	-
NEGSS.28			-	-	120.39	(120.39)			120.39	2,490.48	70.44	-	89.84	88.33	6.73	2,745.82
NEGSS.32			-	-	173.40	(173.40)			173.40	4,613.76	100.96	-	130.21	127.10	9.01	4,981.04
NEGSS.16			-	-	60.50	1,636.96			-	-	-	-	-	-	-	-
NEGSS.46			-	-	0.69	80,331.66			-	-	-	-	-	-	-	-
NEGSS.44			-	-	-	56,582.65			-	-	-	-	-	-	-	-
NEGSS.41			-	-	-	28,691.39			-	-	-	-	-	-	-	-
NEGSS.48			-	-	-	321.51			-	-	-	-	-	-	-	-
Grand Total			2,996.00	3,652.00	19,183.24	2,285,163.60			6,031.81	168,906.62	3,555.46	-	4,526.59	4,413.35	344.72	181,746.74

TIME_STAMP=08/12/2019 13:28																
BID_TYPE=STATION_POWER_REPORT																
DATA_ROW=35451																
Mar 2019 4 Month True up																
Date/Time	Generator PTID	Generator Name	Station Power Load Bid	Station Power Load Forecast	Meter Authority MW Value	Net Generation	3rd Party PTID	3rd Party Name	3rd Party MW Allocation	3rd Party Station Power Credit/Charge	Ancillary Service Charge	Remote Self Supply MW	NTAC Charge	RS1 Net Annual Budget Charge	RS1 FERC Fee Charge	Total
	NEGSS.53		-	-	-	23,780.01			-	-	-	-	-	-	-	-
	NEGSS.40		-	-	0.20	24,832.93			-	-	-	-	-	-	-	-
	NEGSS.39		-	-	0.66	21,595.94			-	-	-	-	-	-	-	-
	NEGSS.23		-	62.00	-	-			-	-	-	-	-	-	-	-
	NEGSS.25		-	-	154.19	190.09			-	-	-	-	-	-	-	-
	NEGSS.30		-	-	417.32	243.64			-	-	-	-	-	-	-	-
	NEGSS.31		-	-	276.37	(276.37)			276.37	7,846.01	150.50	-	286.94	201.67	15.08	8,500.20
	NEGSS.54		-	-	-	28,062.70			-	-	-	-	-	-	-	-
	NEGSS.8		-	-	356.63	(356.63)			356.63	10,151.50	195.02	-	370.78	259.91	20.47	10,997.68
	NEGSS.9		-	-	326.13	(326.13)			326.13	9,212.15	178.08	-	339.55	237.11	17.54	9,984.43
	NEGSS.10		-	-	74.99	(74.99)			74.99	2,163.63	41.56	-	78.13	54.66	4.60	2,342.58
	NEGSS.11		-	-	466.64	(466.64)			466.64	13,178.21	254.15	-	485.24	339.88	25.91	14,283.39
	NEGSS.43		-	-	3.42	6,989.46			-	-	-	-	-	-	-	-
	NEGSS.42		-	-	1.45	3,238.87			-	-	-	-	-	-	-	-
	NEGSS.50		-	-	-	8,848.14			-	-	-	-	-	-	-	-
	NEGSS.27		-	-	162.90	9,545.89			-	-	-	-	-	-	-	-
	NEGSS.52		-	-	59.23	19,952.77			-	-	-	-	-	-	-	-
	NEGSS.3		-	-	95.03	(95.03)			95.03	2,670.19	51.59	-	98.47	68.78	7.43	2,896.46
	NEGSS.4		-	-	162.92	(162.92)			162.92	4,581.11	89.48	-	169.36	118.61	7.52	4,966.08
	NEGSS.5		-	-	0.00	(0.00)			0.00	0.04	-	-	-	-	-	0.04
	NEGSS.6		-	-	187.74	(187.74)			187.74	5,263.05	101.80	-	196.23	137.49	8.89	5,707.55
	NEGSS.22		-	94.00	124.64	56,508.74			-	-	-	-	-	-	-	-
	NEGSS.29		-	84.00	178.24	9,055.61			-	-	-	-	-	-	-	-
	NEGSS.18		-	93.00	73.57	1,530.71			-	-	-	-	-	-	-	-
	NEGSS.17		-	403.00	537.44	409.29			-	-	-	-	-	-	-	-
	NEGSS.1		-	-	5,557.26	53,027.77			-	-	-	-	-	-	-	-
	NEGSS.45		-	-	2.27	33,235.24			-	-	-	-	-	-	-	-
	NEGSS.47		-	-	2.35	27,929.98			-	-	-	-	-	-	-	-
	NEGSS.51		-	-	131.48	57,323.58			-	-	-	-	-	-	-	-
	NEGSS.35		-	-	0.25	8,812.31			-	-	-	-	-	-	-	-
	NEGSS.12		3,313.00	3,313.00	2,818.19	205,104.32			-	-	-	-	-	-	-	-
	NEGSS.15		-	-	4,435.53	934,204.29			-	-	-	-	-	-	-	-
	NEGSS.38		-	-	-	2,510.87			-	-	-	-	-	-	-	-
	NEGSS.37		-	-	0.67	14,185.97			-	-	-	-	-	-	-	-
	NEGSS.13		-	-	1,048.07	(1,048.07)			1,048.07	29,559.81	570.45	-	1,089.87	763.40	59.02	32,042.55
	NEGSS.14		-	-	776.29	(776.29)			776.29	21,895.29	422.95	-	807.27	565.49	43.73	23,734.73
	NEGSS.55		-	-	-	565,711.02			-	-	-	-	-	-	-	-
	NEGSS.19		-	-	240.04	(240.04)			240.04	7,777.07	169.15	-	248.84	175.03	14.19	8,384.28
	NEGSS.36		-	-	-	9,896.78			-	-	-	-	-	-	-	-
	NEGSS.21		-	-	279.89	1,460.71			-	-	-	-	-	-	-	-
	NEGSS.20		-	-	1,102.52	5,312.74			-	-	-	-	-	-	-	-
	NEGSS.34		-	-	17.45	18,722.08			-	-	-	-	-	-	-	-
	NEGSS.33		-	-	88.99	2,029.85			-	-	-	-	-	-	-	-
	NEGSS.28		-	-	133.63	(133.63)			133.63	3,391.29	72.57	-	138.58	97.41	7.44	3,707.29
	NEGSS.32		-	-	174.16	(174.16)			174.16	5,018.54	95.13	-	180.67	126.86	7.56	5,428.76
	NEGSS.16		-	-	63.89	(63.89)			63.89	1,631.72	34.49	-	66.55	46.12	4.45	1,883.33
	NEGSS.46		-	-	0.42	85,969.58			-	-	-	-	-	-	-	-
	NEGSS.44		-	-	0.02	42,322.45			-	-	-	-	-	-	-	-
	NEGSS.41		-	-	0.00	22,918.22			-	-	-	-	-	-	-	-
	NEGSS.48		-	-	-	454.70			-	-	-	-	-	-	-	-
	Grand Total		3,313.00	4,049.00	20,532.84	2,301,534.74			4,382.52	124,539.61	2,426.92	-	4,556.48	3,192.42	243.92	134,959.35

TIME_STAMP=09/12/2019 09:01																
BID_TYPE=STATION_POWER_REPORT																
DATA_ROW=33940																
Apr 2019 4 Month True up																
Date/Time	Generator PTID	Generator Name	Station Power Load Bid	Station Power Load Forecast	Meter Authority MW Value	Net Generation	3rd Party PTID	3rd Party Name	3rd Party MW Allocation	3rd Party Station Power Credit/Charge	Ancillary Service Charge	Remote Self Supply MW	NTAC Charge	RS1 Net Annual Budget Charge	RS1 FERC Fee Charge	Total
	NEGSS.53		-	-	-	23,142.33			-	-	-	-	-	-	-	-
	NEGSS.40		-	-	1.19	23,378.53			-	-	-	-	-	-	-	-
	NEGSS.39		-	-	0.53	22,573.46			-	-	-	-	-	-	-	-
	NEGSS.23		-	48.00	-	-			-	-	-	-	-	-	-	-
	NEGSS.25		-	-	127.37	(127.37)			127.37	2,596.47	149.89	-	156.83	92.01	7.22	3,002.42
	NEGSS.30		-	-	399.17	(399.17)			399.17	8,255.79	453.84	-	490.99	288.64	25.54	9,514.80
	NEGSS.31		-	-	235.25	(235.24)			235.25	4,835.77	267.48	-	288.92	169.96	14.60	5,576.73
	NEGSS.54		-	-	-	26,164.24			-	-	-	-	-	-	-	-
	NEGSS.8		-	-	285.97	(285.97)			285.97	6,671.30	330.68	-	351.90	207.29	18.95	7,580.12
	NEGSS.9		-	-	284.53	(284.53)			284.53	6,601.74	332.09	-	349.34	205.87	18.56	7,507.60
	NEGSS.10		-	-	40.66	(40.66)			40.66	949.12	44.31	-	50.04	29.43	1.07	1,073.97
	NEGSS.11		-	-	425.39	(425.39)			425.39	9,894.65	496.89	-	523.00	307.90	28.22	11,250.66
	NEGSS.43		-	-	4.33	9,349.65			-	-	-	-	-	-	-	-
	NEGSS.42		-	-	0.01	4,237.56			-	-	-	-	-	-	-	-
	NEGSS.50		-	-	-	8,841.20			-	-	-	-	-	-	-	-
	NEGSS.27		-	-	119.02	5,646.37			-	-	-	-	-	-	-	-
	NEGSS.52		-	-	38.77	20,137.68			-	-	-	-	-	-	-	-
	NEGSS.3		-	-	90.22	(90.22)			90.22	2,087.26	105.81	-	110.87	64.56	7.20	2,375.70
	NEGSS.4		-	-	119.87	(119.87)			119.87	2,836.23	129.64	-	147.46	87.07	7.30	3,207.70
	NEGSS.6		-	-	179.21	(179.21)			179.21	4,143.21	212.04	-	221.18	130.56	13.17	4,720.16
	NEGSS.22		-	164.00	210.77	11,961.19			-	-	-	-	-	-	-	-
	NEGSS.29		-	90.00	146.24	20,777.64			-	-	-	-	-	-	-	-
	NEGSS.18		-	90.00	54.96	(54.96)			54.96	1,139.00	61.50	-	67.06	40.11	3.70	1,311.37
	NEGSS.17		-	390.00	498.57	1,164.58			-	-	-	-	-	-	-	-
	NEGSS.1		-	-	6,408.12	2,772.24			-	-	-	-	-	-	-	-
	NEGSS.45		-	-	2.48	39,013.93			-	-	-	-	-	-	-	-
	NEGSS.47		-	-	0.72	33,979.67			-	-	-	-	-	-	-	-
	NEGSS.51		-	-	222.21	57,015.03			-	-	-	-	-	-	-	-
	NEGSS.35		-	-	0.41	10,086.74			-	-	-	-	-	-	-	-
	NEGSS.12		3,210.00	3,210.00	5,640.92	9,777.48			-	-	-	-	-	-	-	-
	NEGSS.15		-	-	3,848.07	907,007.90			-	-	-	-	-	-	-	-
	NEGSS.24		-	-	-	0.19			-	-	-	-	-	-	-	-
	NEGSS.38		-	-	0.16	2,107.07			-	-	-	-	-	-	-	-
	NEGSS.37		-	-	0.86	17,975.75			-	-	-	-	-	-	-	-
	NEGSS.13		-	-	877.38	(877.38)			877.38	17,949.79	1,004.44	-	1,078.99	634.88	56.28	20,724.38
	NEGSS.14		-	-	685.25	(685.25)			685.25	13,931.49	795.87	-	842.70	495.66	43.83	16,109.55
	NEGSS.55		-	-	250.15	295,230.97			-	-	-	-	-	-	-	-
	NEGSS.19		-	-	207.09	(207.09)			207.09	5,230.77	275.53	-	256.53	150.31	12.49	5,925.63
	NEGSS.36		-	-	-	19,730.49			-	-	-	-	-	-	-	-
	NEGSS.21		-	-	69.92	(69.92)			-	-	-	-	-	-	-	-
	NEGSS.20		-	-	957.63	6,890.69			-	-	-	-	-	-	-	-
	NEGSS.34		-	-	0.04	18,966.31			-	-	-	-	-	-	-	-
	NEGSS.33		-	-	86.64	2,509.91			-	-	-	-	-	-	-	-
	NEGSS.28		-	-	129.01	395.15			-	-	-	-	-	-	-	-
	NEGSS.32		-	-	139.29	(139.29)			139.29	2,864.25	160.74	-	171.12	100.87	7.27	3,304.25
	NEGSS.16		-	-	58.94	(58.23)			58.23	1,178.14	69.60	-	72.18	40.94	4.61	1,365.47
	NEGSS.46		-	-	16.98	75,344.97			-	-	-	-	-	-	-	-
	NEGSS.44		-	-	-	68,605.97			-	-	-	-	-	-	-	-
	NEGSS.41		-	-	0.31	29,735.78			-	-	-	-	-	-	-	-
	NEGSS.48		-	-	-	278.86			-	-	-	-	-	-	-	-
	Grand Total		3,210.00	3,992.00	22,864.60	1,770,519.78			4,209.84	91,164.98	4,890.35	-	5,179.11	3,046.06	270.01	104,550.51

TIME_STAMP=10/14/2019 15:41																
BID_TYPE=STATION_POWER_REPORT																
DATA_ROW=3957																
May 2019 4 Month True up																
Date/Time	Generator PTID	Generator Name	Station Power Load Bid	Station Power Load Forecast	Meter Authority MW Value	Net Generation	3rd Party PTID	3rd Party Name	3rd Party MW Allocation	3rd Party Station Power Credit/Charge	Ancillary Service Charge	Remote Self Supply MW	NTAC Charge	RS1 Net Annual Budget Charge	RS1 FERC Fee Charge	Total
	NEGSS.53		-	-	-	19,883.70			-	-	-	-	-	-	-	-
	NEGSS.40		-	-	0.06	23,642.44			-	-	-	-	-	-	-	-
	NEGSS.39		-	-	0.32	25,694.29			-	-	-	-	-	-	-	-
	NEGSS.23		-	20.00	-	-			-	-	-	-	-	-	-	-
	NEGSS.25		-	-	112.77	(112.77)			112.77	1,796.87	150.44	-	87.21	81.54	7.51	2,123.57
	NEGSS.30		-	-	403.51	(403.51)			403.51	6,643.68	535.66	-	310.75	293.32	24.54	7,807.95
	NEGSS.31		-	-	197.53	(197.35)			197.35	3,189.92	253.58	-	152.01	143.56	12.91	3,751.98
	NEGSS.54		-	-	-	18,701.16			-	-	-	-	-	-	-	-
	NEGSS.8		-	-	219.96	(219.96)			219.96	4,803.86	287.06	-	170.08	160.21	14.46	5,435.67
	NEGSS.9		-	-	233.61	(233.61)			233.61	5,084.60	304.87	-	179.41	169.03	14.88	5,752.79
	NEGSS.10		-	-	14.50	(14.50)			14.50	287.60	19.30	-	11.24	10.70	-	328.84
	NEGSS.11		-	-	400.61	(400.61)			400.61	8,767.27	522.67	-	308.81	291.13	24.07	9,913.95
	NEGSS.43		-	-	0.01	10,745.34			-	-	-	-	-	-	-	-
	NEGSS.42		-	-	0.03	4,314.95			-	-	-	-	-	-	-	-
	NEGSS.50		-	-	-	6,555.02			-	-	-	-	-	-	-	-
	NEGSS.27		-	-	123.33	1,636.13			-	-	-	-	-	-	-	-
	NEGSS.52		-	-	28.63	15,376.78			-	-	-	-	-	-	-	-
	NEGSS.3		-	-	89.20	(89.20)			89.20	1,932.59	116.10	-	68.75	65.36	7.44	2,190.24
	NEGSS.4		-	-	103.05	(103.05)			103.05	2,187.22	134.90	-	79.48	74.70	7.44	2,483.74
	NEGSS.6		-	-	184.63	(184.63)			184.63	4,004.39	240.54	-	141.84	134.40	11.83	4,533.00
	NEGSS.22		-	177.00	195.40	3,156.89			-	-	-	-	-	-	-	-
	NEGSS.29		-	78.00	164.83	13,618.89			-	-	-	-	-	-	-	-
	NEGSS.18		-	93.00	54.69	(54.69)			54.69	903.03	72.35	-	43.87	38.64	1.28	1,059.17
	NEGSS.17		-	403.00	489.54	970.35			-	-	-	-	-	-	-	-
	NEGSS.1		-	-	5,466.68	(5,466.68)			5,466.68	118,252.97	7,319.76	-	4,209.44	3,970.70	334.94	134,087.81
	NEGSS.45		-	-	0.65	43,131.01			-	-	-	-	-	-	-	-
	NEGSS.47		-	-	10.39	32,340.00			-	-	-	-	-	-	-	-
	NEGSS.51		-	-	288.93	34,178.19			-	-	-	-	-	-	-	-
	NEGSS.35		-	-	1.09	10,723.70			-	-	-	-	-	-	-	-
	NEGSS.12		3,317.00	3,317.00	2,348.84	375,577.78			-	-	-	-	-	-	-	-
	NEGSS.15		-	-	3,593.01	947,780.04			-	-	-	-	-	-	-	-
	NEGSS.24		-	-	-	1,160.53			-	-	-	-	-	-	-	-
	NEGSS.38		-	-	0.04	3,103.54			-	-	-	-	-	-	-	-
	NEGSS.37		-	-	0.28	19,186.58			-	-	-	-	-	-	-	-
	NEGSS.13		-	-	876.28	(876.28)			876.28	14,461.43	1,136.70	-	674.57	636.64	53.97	16,963.31
	NEGSS.14		-	-	2,465.43	(588.43)			588.43	9,235.89	756.04	-	453.05	427.45	36.17	10,908.60
	NEGSS.55		-	-	2,132.21	231,314.66			-	-	-	-	-	-	-	-
	NEGSS.19		-	-	185.03	(185.03)			185.03	3,727.03	247.71	-	143.32	135.28	9.61	4,262.95
	NEGSS.36		-	-	-	14,506.79			-	-	-	-	-	-	-	-
	NEGSS.21		-	-	181.17	31.88			-	-	-	-	-	-	-	-
	NEGSS.20		-	-	726.52	(726.52)			694.65	13,872.07	912.84	-	534.30	503.70	42.51	15,865.42
	NEGSS.34		-	-	0.04	19,392.51			-	-	-	-	-	-	-	-
	NEGSS.33		-	-	81.79	(81.79)			81.79	1,027.66	106.69	-	63.30	60.19	7.47	1,265.31
	NEGSS.28		-	-	116.13	(116.13)			116.13	1,618.48	152.19	-	89.55	84.42	7.50	1,952.14
	NEGSS.32		-	-	123.57	(123.57)			123.57	1,958.46	164.96	-	95.42	89.98	7.44	2,316.26
	NEGSS.16		-	-	54.43	(54.43)			54.43	860.67	72.62	-	41.23	37.97	3.81	1,016.30
	NEGSS.46		-	-	7.46	96,287.41			-	-	-	-	-	-	-	-
	NEGSS.44		-	-	0.00	73,681.11			-	-	-	-	-	-	-	-
	NEGSS.41		-	-	-	31,783.95			-	-	-	-	-	-	-	-
	NEGSS.48		-	-	-	214.12			-	-	-	-	-	-	-	-
	Grand Total		3,317.00	4,088.00	21,676.18	2,068,456.95			10,200.88	204,615.69	13,506.98	-	7,857.63	7,408.92	629.78	234,019.00

TIME_STAMP=11/22/2019 11:42																
BID_TYPE=STATION_POWER_REPORT																
DATA_ROW=34855																
Jun 2019 4 Month True up																
Date/Time	Generator PTID	Generator Name	Station Power Load Bid	Station Power Load Forecast	Meter Authority MW Value	Net Generation	3rd Party PTID	3rd Party Name	3rd Party MW Allocation	3rd Party Station Power Credit/Charge	Ancillary Service Charge	Remote Self Supply MW	NTAC Charge	RS1 Net Annual Budget Charge	RS1 FERC Fee Charge	Total
	NEGSS.53		-	-	-	17,279.24			-	-	-	-	-	-	-	-
	NEGSS.40		-	-	0.08	27,800.08			-	-	-	-	-	-	-	-
	NEGSS.39		-	-	0.01	24,740.63			-	-	-	-	-	-	-	-
	NEGSS.25		-	-	102.83	(102.83)			102.83	1,526.39	137.43	-	119.31	74.69	7.20	1,865.02
	NEGSS.30		-	-	296.45	(296.45)			296.45	4,588.45	375.20	-	343.84	216.77	16.08	5,520.34
	NEGSS.31		-	-	203.13	614.26			-	-	-	-	-	-	-	-
	NEGSS.54		-	-	-	21,026.65			-	-	-	-	-	-	-	-
	NEGSS.8		-	-	185.67	(185.67)			185.67	5,595.98	246.09	-	215.91	135.68	9.79	6,203.45
	NEGSS.9		-	-	211.92	(211.92)			211.92	6,455.30	281.39	-	247.33	154.41	12.96	7,151.39
	NEGSS.10		-	-	15.22	(15.22)			15.22	439.19	18.71	-	18.18	12.30	-	488.38
	NEGSS.11		-	-	345.09	(345.09)			345.09	10,185.33	459.29	-	400.13	251.84	18.72	11,315.31
	NEGSS.43		-	-	1.02	8,147.11			-	-	-	-	-	-	-	-
	NEGSS.42		-	-	0.51	3,677.06			-	-	-	-	-	-	-	-
	NEGSS.50		-	-	-	5,407.73			-	-	-	-	-	-	-	-
	NEGSS.27		-	-	103.60	1,898.48			-	-	-	-	-	-	-	-
	NEGSS.52		-	-	38.71	12,189.04			-	-	-	-	-	-	-	-
	NEGSS.3		-	-	83.70	(83.70)			83.70	2,538.32	111.01	-	97.36	61.08	7.12	2,814.89
	NEGSS.4		-	-	89.53	(89.53)			89.53	2,673.37	118.99	-	104.39	66.10	7.16	2,970.01
	NEGSS.6		-	-	173.45	(173.45)			173.45	5,274.71	230.07	-	199.50	126.45	7.79	5,838.52
	NEGSS.22		-	182.00	213.84	6,643.95			-	-	-	-	-	-	-	-
	NEGSS.29		-	90.00	157.90	8,928.33			-	-	-	-	-	-	-	-
	NEGSS.18		-	90.00	59.72	1,230.97			-	-	-	-	-	-	-	-
	NEGSS.17		-	390.00	441.46	3,355.60			-	-	-	-	-	-	-	-
	NEGSS.1		-	-	4,720.50	(4,720.50)			4,720.50	146,856.78	6,509.44	-	5,476.08	3,446.53	259.17	162,548.00
	NEGSS.45		-	-	1.60	38,838.48			-	-	-	-	-	-	-	-
	NEGSS.47		-	-	1.41	24,791.17			-	-	-	-	-	-	-	-
	NEGSS.51		-	-	223.54	39,905.55			-	-	-	-	-	-	-	-
	NEGSS.35		-	-	0.87	9,900.02			-	-	-	-	-	-	-	-
	NEGSS.12		3,210.00	3,210.00	1,520.12	441,721.75			-	-	-	-	-	-	-	-
	NEGSS.15		-	-	3,152.98	920,260.21			-	-	-	-	-	-	-	-
	NEGSS.24		-	-	-	1,344.86			-	-	-	-	-	-	-	-
	NEGSS.38		-	-	-	1,973.19			-	-	-	-	-	-	-	-
	NEGSS.37		-	-	0.80	15,721.72			-	-	-	-	-	-	-	-
	NEGSS.13		-	-	841.41	(841.41)			841.41	13,167.61	1,124.23	-	975.97	614.48	46.32	15,928.61
	NEGSS.14		-	-	608.38	(608.38)			608.38	9,433.75	808.85	-	705.96	444.10	33.61	11,426.27
	NEGSS.55		-	-	2,126.68	271,958.78			-	-	-	-	-	-	-	-
	NEGSS.19		-	-	186.14	(186.14)			186.14	4,003.60	248.83	-	215.36	136.21	9.26	4,613.26
	NEGSS.36		-	-	0.24	13,708.10			-	-	-	-	-	-	-	-
	NEGSS.21		-	-	178.32	41.29			-	-	-	-	-	-	-	-
	NEGSS.20		-	-	770.77	1,975.00			-	-	-	-	-	-	-	-
	NEGSS.34		-	-	3.35	15,716.42			-	-	-	-	-	-	-	-
	NEGSS.33		-	-	80.82	408.07			-	-	-	-	-	-	-	-
	NEGSS.28		-	-	106.48	(106.48)			106.48	1,344.03	140.87	-	123.47	77.81	7.21	1,693.38
	NEGSS.32		-	-	121.58	(121.58)			121.58	1,797.36	161.75	-	140.95	88.75	7.20	2,196.01
	NEGSS.16		-	-	57.38	(56.33)			56.33	830.44	74.88	-	63.56	39.48	1.39	1,009.75
	NEGSS.46		-	-	2.48	89,003.97			-	-	-	-	-	-	-	-
	NEGSS.44		-	-	0.03	61,378.80			-	-	-	-	-	-	-	-
	NEGSS.41		-	-	-	25,246.00			-	-	-	-	-	-	-	-
	NEGSS.48		-	-	-	170.57			-	-	-	-	-	-	-	-
	Grand Total		3,210.00	3,962.00	17,429.71	2,108,858.40			8,144.68	216,690.61	11,047.03	-	9,447.30	5,946.68	450.98	243,582.60

TIME_STAMP=12/10/2019 15:44																
BID_TYPE=STATION_POWER_REPORT																
DATA_ROW=35663																
Jul 2019 4 Month True up																
Date/Time	Generator PTID	Generator Name	Station Power Load Bid	Station Power Load Forecast	Meter Authority MW Value	Net Generation	3rd Party PTID	3rd Party Name	3rd Party MW Allocation	3rd Party Station Power Credit/Charge	Ancillary Service Charge	Remote Self Supply MW	NTAC Charge	RS1 Net Annual Budget Charge	RS1 FERC Fee Charge	Total
	NEGSS.53		-	-	-	12,348.77			-	-	-	-	-	-	-	-
	NEGSS.40		-	-	2.15	16,945.92			-	-	-	-	-	-	-	-
	NEGSS.39		-	-	0.54	15,627.34			-	-	-	-	-	-	-	-
	NEGSS.25		-	-	135.13	2,198.81			-	-	-	-	-	-	-	-
	NEGSS.30		-	-	339.71	340.02			-	-	-	-	-	-	-	-
	NEGSS.31		-	-	276.45	7,830.87			-	-	-	-	-	-	-	-
	NEGSS.54		-	-	-	16,799.12			-	-	-	-	-	-	-	-
	NEGSS.8		-	-	175.97	(175.97)			175.97	5,376.87	158.17	-	189.02	127.51	7.44	5,859.01
	NEGSS.9		-	-	226.24	(226.24)			226.24	6,870.11	204.11	-	246.64	166.18	7.44	7,494.48
	NEGSS.10		-	-	15.23	(15.23)			15.23	471.07	15.83	-	16.49	12.43	-	515.82
	NEGSS.11		-	-	367.88	(367.88)			367.88	11,206.23	332.70	-	397.53	271.03	14.88	12,222.37
	NEGSS.43		-	-	8.45	2,609.30			-	-	-	-	-	-	-	-
	NEGSS.42		-	-	7.14	1,548.14			-	-	-	-	-	-	-	-
	NEGSS.50		-	-	-	3,043.41			-	-	-	-	-	-	-	-
	NEGSS.27		-	-	140.11	19,988.55			-	-	-	-	-	-	-	-
	NEGSS.52		-	-	46.48	5,194.76			-	-	-	-	-	-	-	-
	NEGSS.3		-	-	88.33	(87.33)			87.33	2,645.98	78.83	-	95.10	65.09	2.97	2,887.97
	NEGSS.4		-	-	91.03	(91.03)			91.03	2,733.99	82.15	-	98.09	67.41	4.15	2,985.79
	NEGSS.6		-	-	174.88	(174.88)			174.88	5,308.16	157.90	-	189.47	128.09	7.44	5,791.06
	NEGSS.22		-	90.00	104.08	73,368.51			-	-	-	-	-	-	-	-
	NEGSS.29		-	93.00	189.01	18,804.92			-	-	-	-	-	-	-	-
	NEGSS.18		-	93.00	93.06	11,691.81			-	-	-	-	-	-	-	-
	NEGSS.17		-	434.00	488.37	7,800.47			-	-	-	-	-	-	-	-
	NEGSS.1		-	-	4,847.41	19,112.17			-	-	-	-	-	-	-	-
	NEGSS.45		-	-	2.49	29,865.75			-	-	-	-	-	-	-	-
	NEGSS.47		-	-	5.61	10,450.24			-	-	-	-	-	-	-	-
	NEGSS.51		-	-	283.00	26,057.15			-	-	-	-	-	-	-	-
	NEGSS.35		-	-	2.24	6,459.52			-	-	-	-	-	-	-	-
	NEGSS.12		3,317.00	3,317.00	1,609.79	444,306.71			-	-	-	-	-	-	-	-
	NEGSS.15		-	-	3,476.87	940,646.01			-	-	-	-	-	-	-	-
	NEGSS.24		-	-	-	1,209.75			-	-	-	-	-	-	-	-
	NEGSS.38		-	-	1.66	1,275.18			-	-	-	-	-	-	-	-
	NEGSS.37		-	-	8.42	4,835.12			-	-	-	-	-	-	-	-
	NEGSS.13		-	-	936.22	(936.22)			-	-	-	-	-	-	-	-
	NEGSS.14		-	-	1,157.40	10,519.60			-	-	-	-	-	-	-	-
	NEGSS.55		-	-	753.09	479,033.45			-	-	-	-	-	-	-	-
	NEGSS.19		-	-	221.90	497.24			-	-	-	-	-	-	-	-
	NEGSS.36		-	-	12.16	4,312.18			-	-	-	-	-	-	-	-
	NEGSS.21		-	-	205.73	9,873.27			-	-	-	-	-	-	-	-
	NEGSS.20		-	-	1,223.73	50,322.23			-	-	-	-	-	-	-	-
	NEGSS.34		-	-	36.58	10,218.06			-	-	-	-	-	-	-	-
	NEGSS.33		-	-	89.18	1,475.11			-	-	-	-	-	-	-	-
	NEGSS.28		-	-	111.58	(111.58)			111.58	2,318.17	100.87	-	120.77	82.31	7.02	2,629.14
	NEGSS.32		-	-	128.62	(128.62)			128.62	3,078.74	116.78	-	138.92	94.64	7.44	3,436.52
	NEGSS.16		-	-	66.51	2,874.62			-	-	-	-	-	-	-	-
	NEGSS.46		-	-	5.78	47,004.55			-	-	-	-	-	-	-	-
	NEGSS.44		-	-	0.06	28,022.36			-	-	-	-	-	-	-	-
	NEGSS.41		-	-	0.00	11,242.39			-	-	-	-	-	-	-	-
	NEGSS.48		-	-	-	104.07			-	-	-	-	-	-	-	-
	Grand Total		3,317.00	4,027.00	18,156.26	2,353,542.47			1,378.75	40,009.32	1,247.34	-	1,492.03	1,014.69	58.78	43,822.16

TIME_STAMP=01/10/2020 13:55																
Aug 2019 4 Month True up																
Aug 2019 4 Month True up																
DATA_ROW=35617																
Date/Time	Generator PTID	Generator Name	Station Power Load Bid	Station Power Load Forecast	Meter Authority MW Value	Net Generation	3rd Party PTID	3rd Party Name	3rd Party MW Allocation	3rd Party Station Power Credit/Charge	Ancillary Service Charge	Remote Self Supply MW	NTAC Charge	RS1 Net Annual Budget Charge	RS1 FERC Fee Charge	Total
	NEGSS.53		-	-	-	13,283.54			-	-	-	-	-	-	-	-
	NEGSS.40		-	-	6.80	11,029.64			-	-	-	-	-	-	-	-
	NEGSS.39		-	-	3.07	8,520.90			-	-	-	-	-	-	-	-
	NEGSS.25		-	-	105.33	(105.33)			105.33	2,201.11	86.42	-	110.00	-76.80	7.36	2,481.69
	NEGSS.30		-	-	352.26	198.93			-	-	-	-	-	-	-	-
	NEGSS.31		-	-	217.85	(217.85)			217.85	4,481.28	178.79	-	228.10	160.71	8.64	5,057.52
	NEGSS.54		-	-	-	15,282.10			-	-	-	-	-	-	-	-
	NEGSS.8		-	-	176.69	(176.69)			176.69	4,136.54	145.64	-	187.58	128.63	7.44	4,605.83
	NEGSS.9		-	-	226.59	(226.59)			226.59	5,304.76	185.83	-	241.01	187.11	9.21	5,907.92
	NEGSS.10		-	-	8.38	(8.38)			8.38	187.52	7.47	-	7.84	7.44	-	210.27
	NEGSS.11		-	-	376.86	(376.86)			376.86	8,833.05	310.01	-	395.69	276.51	16.78	9,832.04
	NEGSS.43		-	-	6.35	4,379.78			-	-	-	-	-	-	-	-
	NEGSS.42		-	-	5.01	2,277.15			-	-	-	-	-	-	-	-
	NEGSS.50		-	-	-	4,193.16			-	-	-	-	-	-	-	-
	NEGSS.27		-	-	112.51	16,254.81			-	-	-	-	-	-	-	-
	NEGSS.52		-	-	47.81	6,721.96			-	-	-	-	-	-	-	-
	NEGSS.3		-	-	88.60	(88.60)			88.60	2,065.09	72.86	-	92.76	66.09	6.00	2,302.80
	NEGSS.4		-	-	89.01	(89.01)			89.01	2,059.86	73.23	-	93.48	64.14	5.87	2,296.58
	NEGSS.6		-	-	171.92	(171.92)			171.92	4,012.55	141.97	-	179.89	125.42	7.44	4,467.27
	NEGSS.22		-	37.00	42.77	84,128.68			-	-	-	-	-	-	-	-
	NEGSS.29		-	90.00	171.37	8,930.28			-	-	-	-	-	-	-	-
	NEGSS.18		-	93.00	88.17	7,587.34			-	-	-	-	-	-	-	-
	NEGSS.17		-	434.00	487.99	4,207.97			-	-	-	-	-	-	-	-
	NEGSS.1		-	-	5,248.59	(5,248.59)			5,248.59	122,945.35	4,485.72	-	5,511.00	3,849.58	241.02	137,032.67
	NEGSS.45		-	-	10.37	14,890.02			-	-	-	-	-	-	-	-
	NEGSS.47		-	-	25.94	8,530.32			-	-	-	-	-	-	-	-
	NEGSS.51		-	-	232.56	30,856.67			-	-	-	-	-	-	-	-
	NEGSS.35		-	-	1.80	3,120.30			-	-	-	-	-	-	-	-
	NEGSS.12		3,317.00	3,317.00	1,582.81	439,436.19			-	-	-	-	-	-	-	-
	NEGSS.15		-	-	3,469.97	944,066.98			-	-	-	-	-	-	-	-
	NEGSS.24		-	-	-	1,258.77			-	-	-	-	-	-	-	-
	NEGSS.38		-	-	1.67	1,271.44			-	-	-	-	-	-	-	-
	NEGSS.37		-	-	10.68	2,643.19			-	-	-	-	-	-	-	-
	NEGSS.13		-	-	1,198.25	8,710.52			-	-	-	-	-	-	-	-
	NEGSS.14		-	-	721.81	(721.81)			-	-	-	-	-	-	-	-
	NEGSS.55		-	-	413.71	562,251.06			-	-	-	-	-	-	-	-
	NEGSS.19		-	-	188.30	(188.30)			188.30	4,191.89	153.61	-	198.27	138.33	8.23	4,690.33
	NEGSS.36		-	-	1.60	3,434.88			-	-	-	-	-	-	-	-
	NEGSS.21		-	-	223.10	2,574.69			-	-	-	-	-	-	-	-
	NEGSS.20		-	-	1,149.73	31,153.46			-	-	-	-	-	-	-	-
	NEGSS.34		-	-	90.79	4,526.75			-	-	-	-	-	-	-	-
	NEGSS.33		-	-	87.75	568.77			-	-	-	-	-	-	-	-
	NEGSS.28		-	-	121.35	315.49			-	-	-	-	-	-	-	-
	NEGSS.32		-	-	125.30	(125.30)			125.30	2,633.82	103.36	-	131.69	92.15	7.44	2,968.46
	NEGSS.16		-	-	62.34	1,190.89			-	-	-	-	-	-	-	-
	NEGSS.46		-	-	9.10	31,502.99			-	-	-	-	-	-	-	-
	NEGSS.44		-	-	0.08	13,252.97			-	-	-	-	-	-	-	-
	NEGSS.41		-	-	0.50	9,682.36			-	-	-	-	-	-	-	-
	NEGSS.48		-	-	-	104.93			-	-	-	-	-	-	-	-
	Grand Total		3,317.00	3,971.00	17,763.45	2,294,594.62			7,023.42	163,052.82	5,944.91	-	7,377.31	5,152.91	325.43	181,853.38

TIME_STAMP=02/10/2020 10:50																
BID_TYPE=STATION_POWER_REPORT																
DATA_ROW=34588																
Sep 2019 4 Month True up																
Date/Time	Generator PTID	Generator Name	Station Power Load Bid	Station Power Load Forecast	Meter Authority MW Value	Net Generation	3rd Party PTID	3rd Party Name	3rd Party MW Allocation	3rd Party Station Power Credit/Charge	Ancillary Service Charge	Remote Self Supply MW	NTAC Charge	RS1 Net Annual Budget Charge	RS1 FERC Fee Charge	Total
	NEGSS.53		-	-	-	18,139.61			-	-	-	-	-	-	-	-
	NEGSS.40		-	-	6.04	10,439.51			-	-	-	-	-	-	-	-
	NEGSS.39		-	-	0.65	11,280.62			-	-	-	-	-	-	-	-
	NEGSS.25		-	-	100.61	229.93			-	-	-	-	-	-	-	-
	NEGSS.30		-	-	336.85	(336.85)			336.85	5,790.11	341.82	-	175.13	245.04	18.45	6,570.55
	NEGSS.31		-	-	204.36	2,652.71			-	-	-	-	-	-	-	-
	NEGSS.54		-	-	-	16,140.08			-	-	-	-	-	-	-	-
	NEGSS.8		-	-	176.26	(176.26)			176.26	4,134.34	174.71	-	91.50	129.23	7.74	4,537.52
	NEGSS.9		-	-	218.00	(218.00)			218.00	5,109.35	216.00	-	114.68	158.28	13.37	5,611.68
	NEGSS.10		-	-	13.62	(13.62)			13.62	323.15	12.41	-	7.07	11.08	-	353.71
	NEGSS.11		-	-	342.49	(342.49)			342.49	8,035.58	336.77	-	178.30	248.92	19.19	8,818.76
	NEGSS.43		-	-	7.26	2,756.98			-	-	-	-	-	-	-	-
	NEGSS.42		-	-	5.56	1,597.37			-	-	-	-	-	-	-	-
	NEGSS.50		-	-	-	3,648.32			-	-	-	-	-	-	-	-
	NEGSS.27		-	-	131.51	3,544.61			-	-	-	-	-	-	-	-
	NEGSS.52		-	-	43.50	9,716.33			-	-	-	-	-	-	-	-
	NEGSS.3		-	-	84.87	(84.87)			84.87	1,972.03	84.47	-	43.39	61.63	7.20	2,168.72
	NEGSS.4		-	-	86.97	(86.97)			86.97	1,995.62	86.44	-	46.42	62.27	7.18	2,197.93
	NEGSS.6		-	-	162.94	(162.94)			162.94	3,800.21	162.25	-	85.61	119.05	7.21	4,174.33
	NEGSS.22		-	121.00	124.79	39,759.77			-	-	-	-	-	-	-	-
	NEGSS.29		-	75.00	145.35	4,976.40			-	-	-	-	-	-	-	-
	NEGSS.18		-	90.00	58.14	1,071.00			-	-	-	-	-	-	-	-
	NEGSS.17		-	420.00	460.13	391.41			-	-	-	-	-	-	-	-
	NEGSS.1		-	-	4,782.91	(4,782.91)			4,782.91	111,780.93	4,972.54	-	2,487.26	3,476.07	260.55	122,977.35
	NEGSS.45		-	-	3.59	28,958.75			-	-	-	-	-	-	-	-
	NEGSS.47		-	-	20.28	4,971.60			-	-	-	-	-	-	-	-
	NEGSS.51		-	-	285.47	32,788.41			-	-	-	-	-	-	-	-
	NEGSS.35		-	-	2.91	4,720.15			-	-	-	-	-	-	-	-
	NEGSS.12		3,210.00	3,210.00	1,531.80	436,206.20			-	-	-	-	-	-	-	-
	NEGSS.15		-	-	3,166.32	913,231.20			-	-	-	-	-	-	-	-
	NEGSS.24		-	-	-	1,325.03			-	-	-	-	-	-	-	-
	NEGSS.38		-	-	0.03	1,272.26			-	-	-	-	-	-	-	-
	NEGSS.37		-	-	7.68	4,180.09			-	-	-	-	-	-	-	-
	NEGSS.13		-	-	758.41	(758.41)			758.41	12,722.41	758.69	-	394.52	551.17	41.43	14,468.22
	NEGSS.14		-	-	663.55	(663.55)			663.55	11,087.08	656.86	-	345.01	482.10	36.15	12,607.20
	NEGSS.55		-	-	1,759.89	345,464.81			-	-	-	-	-	-	-	-
	NEGSS.19		-	-	178.50	(178.50)			178.50	3,687.06	178.19	-	91.61	131.61	8.82	4,097.29
	NEGSS.36		-	-	-	5,516.49			-	-	-	-	-	-	-	-
	NEGSS.21		-	-	172.88	(172.88)			-	-	-	-	-	-	-	-
	NEGSS.20		-	-	900.59	6,987.34			-	-	-	-	-	-	-	-
	NEGSS.34		-	-	73.20	5,159.30			-	-	-	-	-	-	-	-
	NEGSS.33		-	-	79.12	(79.12)			79.12	1,282.54	79.51	-	41.70	57.52	7.12	1,468.39
	NEGSS.28		-	-	117.42	400.44			-	-	-	-	-	-	-	-
	NEGSS.32		-	-	112.40	(112.40)			112.40	1,849.38	112.33	-	57.63	81.37	7.20	2,107.91
	NEGSS.16		-	-	56.70	763.91			-	-	-	-	-	-	-	-
	NEGSS.46		-	-	10.68	27,296.15			-	-	-	-	-	-	-	-
	NEGSS.44		-	-	0.07	28,784.84			-	-	-	-	-	-	-	-
	NEGSS.41		-	-	0.23	13,778.82			-	-	-	-	-	-	-	-
	NEGSS.48		-	-	-	165.70			-	-	-	-	-	-	-	-
	Grand Total		3,210.00	3,916.00	17,394.53	1,880,146.35			7,996.88	173,569.79	8,172.99	-	4,159.83	5,815.34	441.61	192,159.56

TIME_STAMP=03/11/2020 18:38																
BID_TYPE=STATION_POWER_REPORT																
DATA_ROW=35922																
Oct 2019 4 Month True up																
Date/Time	Generator PTID	Generator Name	Station Power Load Bid	Station Power Load Forecast	Meter Authority MW Value	Net Generation	3rd Party PTID	3rd Party Name	3rd Party MW Allocation	3rd Party Station Power Credit/Charge	Ancillary Service Charge	Remote Self Supply MW	NTAC Charge	RS1 Net Annual Budget Charge	RS1 FERC Fee Charge	Total
	NEGSS.53		-	-	-	25,306.38			-	-	-	-	-	-	-	-
	NEGSS.40		-	-	0.96	21,441.41			-	-	-	-	-	-	-	-
	NEGSS.39		-	-	0.26	19,966.31			-	-	-	-	-	-	-	-
	NEGSS.25		-	-	112.80	39.85			-	-	-	-	-	-	-	-
	NEGSS.30		-	-	310.93	(310.93)			310.93	5,229.07	355.34	-	189.69	224.59	18.39	6,017.08
	NEGSS.31		-	-	199.69	(199.69)			199.69	3,287.60	232.37	-	122.01	144.62	13.30	3,799.90
	NEGSS.54		-	-	-	23,105.18			-	-	-	-	-	-	-	-
	NEGSS.8		-	-	123.71	(123.71)			123.71	2,592.31	144.02	-	75.41	90.09	7.55	2,909.38
	NEGSS.9		-	-	208.51	(208.51)			208.51	4,209.49	241.89	-	128.70	151.37	14.34	4,746.78
	NEGSS.10		-	-	13.23	(13.23)			13.23	251.55	15.45	-	8.98	9.62	-	285.60
	NEGSS.11		-	-	168.01	(168.01)			168.01	3,456.64	194.45	-	102.44	121.26	7.84	3,882.63
	NEGSS.43		-	-	0.85	7,440.71			-	-	-	-	-	-	-	-
	NEGSS.42		-	-	0.23	1,552.02			-	-	-	-	-	-	-	-
	NEGSS.50		-	-	-	4,026.52			-	-	-	-	-	-	-	-
	NEGSS.27		-	-	116.15	2,437.64			-	-	-	-	-	-	-	-
	NEGSS.52		-	-	28.08	17,791.45			-	-	-	-	-	-	-	-
	NEGSS.3		-	-	89.06	(89.06)			89.06	1,799.03	103.29	-	54.28	64.65	7.44	2,028.69
	NEGSS.4		-	-	114.51	(114.51)			114.51	2,271.45	132.79	-	69.69	82.74	7.44	2,564.11
	NEGSS.6		-	-	168.39	(168.39)			168.39	3,403.91	195.23	-	103.67	122.19	7.87	3,832.87
	NEGSS.22		-	161.00	190.41	8,385.64			-	-	-	-	-	-	-	-
	NEGSS.29		-	87.00	145.07	3,636.60			-	-	-	-	-	-	-	-
	NEGSS.18		-	93.00	58.29	28.18			-	-	-	-	-	-	-	-
	NEGSS.17		-	434.00	468.19	13.40			-	-	-	-	-	-	-	-
	NEGSS.1		-	-	5,027.78	(5,027.78)			5,027.78	101,629.59	6,028.11	-	3,066.88	3,631.19	302.02	114,657.79
	NEGSS.45		-	-	11.18	18,152.14			-	-	-	-	-	-	-	-
	NEGSS.47		-	-	10.61	18,751.33			-	-	-	-	-	-	-	-
	NEGSS.51		-	-	227.43	47,347.71			-	-	-	-	-	-	-	-
	NEGSS.35		-	-	0.44	8,355.44			-	-	-	-	-	-	-	-
	NEGSS.12		3,317.00	3,317.00	1,571.54	453,715.06			-	-	-	-	-	-	-	-
	NEGSS.15		-	-	3,299.23	911,411.73			-	-	-	-	-	-	-	-
	NEGSS.24		-	-	-	1,215.05			-	-	-	-	-	-	-	-
	NEGSS.38		-	-	0.13	1,438.72			-	-	-	-	-	-	-	-
	NEGSS.37		-	-	5.63	9,866.42			-	-	-	-	-	-	-	-
	NEGSS.13		-	-	740.97	(740.97)			740.97	12,217.58	852.82	-	452.04	535.42	44.20	14,102.06
	NEGSS.14		-	-	707.49	(707.49)			707.49	11,317.41	844.56	-	431.63	510.88	42.45	13,146.93
	NEGSS.55		-	-	892.96	470,692.05			-	-	-	-	-	-	-	-
	NEGSS.19		-	-	180.43	(180.43)			180.43	3,476.44	210.57	-	109.90	131.46	9.31	3,937.68
	NEGSS.36		-	-	-	7,526.05			-	-	-	-	-	-	-	-
	NEGSS.21		-	-	158.26	437.50			-	-	-	-	-	-	-	-
	NEGSS.20		-	-	1,031.34	461.55			-	-	-	-	-	-	-	-
	NEGSS.34		-	-	17.01	10,950.23			-	-	-	-	-	-	-	-
	NEGSS.33		-	-	83.68	145.94			-	-	-	-	-	-	-	-
	NEGSS.28		-	-	119.25	(119.25)			119.25	1,457.88	138.29	-	72.80	86.26	7.44	1,762.67
	NEGSS.32		-	-	124.00	(124.00)			124.00	2,029.18	143.85	-	75.81	89.73	7.44	2,346.01
	NEGSS.16		-	-	64.27	915.48			-	-	-	-	-	-	-	-
	NEGSS.46		-	-	4.93	52,328.73			-	-	-	-	-	-	-	-
	NEGSS.44		-	-	2.82	23,446.49			-	-	-	-	-	-	-	-
	NEGSS.41		-	-	0.08	22,782.52			-	-	-	-	-	-	-	-
	NEGSS.48		-	-	-	216.81			-	-	-	-	-	-	-	-
	Grand Total		3,317.00	4,092.00	16,798.74	2,187,232.28			8,295.93	158,629.13	9,833.03	-	5,063.93	5,996.07	497.03	180,019.19

TIME_STAMP=04/09/2020 10:53																
BID_TYPE=STATION_POWER_REPORT																
DATA_ROW=34336																
Nov 2019 4 Month True up																
Date/Time	Generator PTID	Generator Name	Station Power Load Bid	Station Power Load Forecast	Meter Authority MW Value	Net Generation	3rd Party PTID	3rd Party Name	3rd Party MW Allocation	3rd Party Station Power Credit/Charge	Ancillary Service Charge	Remote Self Supply MW	NTAC Charge	RS1 Net Annual Budget Charge	RS1 FERC Fee Charge	Total
	NEGSS.53		-	-	-	23,637.37			-	-	-	-	-	-	-	-
	NEGSS.40		-	-	1.68	20,919.69			-	-	-	-	-	-	-	-
	NEGSS.39		-	-	1.82	21,002.69			-	-	-	-	-	-	-	-
	NEGSS.25		-	-	136.41	(136.41)			136.41	2,757.41	122.00	-	132.34	99.54	7.21	3,118.50
	NEGSS.30		-	-	431.68	(431.68)			431.68	8,803.44	386.53	-	418.74	315.09	24.86	9,948.66
	NEGSS.31		-	-	244.45	(244.44)			244.45	5,101.54	218.30	-	236.15	178.28	14.58	5,748.85
	NEGSS.54		-	-	-	22,794.47			-	-	-	-	-	-	-	-
	NEGSS.8		-	-	161.15	(161.15)			161.15	4,043.55	140.36	-	156.55	117.38	7.74	4,465.58
	NEGSS.9		-	-	270.46	(270.46)			270.46	6,733.22	238.48	-	262.60	197.02	14.42	7,445.74
	NEGSS.10		-	-	63.77	(63.77)			63.77	1,705.93	52.38	-	61.90	46.66	2.26	1,869.13
	NEGSS.11		-	-	223.90	(223.90)			223.90	5,521.21	199.40	-	217.21	163.41	14.32	6,115.55
	NEGSS.43		-	-	0.64	6,853.26			-	-	-	-	-	-	-	-
	NEGSS.42		-	-	13.71	265.00			-	-	-	-	-	-	-	-
	NEGSS.50		-	-	-	5,534.05			-	-	-	-	-	-	-	-
	NEGSS.27		-	-	91.52	14,272.32			-	-	-	-	-	-	-	-
	NEGSS.52		-	-	35.40	16,513.00			-	-	-	-	-	-	-	-
	NEGSS.3		-	-	84.48	(84.48)			84.48	2,071.78	75.40	-	81.31	63.69	7.18	2,299.36
	NEGSS.4		-	-	141.72	(141.72)			141.72	3,456.23	124.55	-	137.54	103.62	7.36	3,829.30
	NEGSS.6		-	-	148.99	(148.99)			148.99	3,650.27	135.13	-	145.02	108.14	7.36	4,045.92
	NEGSS.22		-	76.00	87.49	63,848.99			-	-	-	-	-	-	-	-
	NEGSS.29		-	90.00	137.64	3,669.77			-	-	-	-	-	-	-	-
	NEGSS.18		-	90.00	63.57	1,162.28			-	-	-	-	-	-	-	-
	NEGSS.17		-	421.00	445.68	(53.85)			53.85	1,317.16	47.18	-	51.91	39.75	0.48	1,456.48
	NEGSS.1		-	-	5,613.71	(5,613.71)			5,613.71	138,546.98	5,132.41	-	5,445.71	4,096.73	322.32	153,544.15
	NEGSS.45		-	-	4.79	36,985.37			-	-	-	-	-	-	-	-
	NEGSS.47		-	-	1.41	17,790.74			-	-	-	-	-	-	-	-
	NEGSS.51		-	-	241.98	43,163.66			-	-	-	-	-	-	-	-
	NEGSS.35		-	-	0.35	10,290.32			-	-	-	-	-	-	-	-
	NEGSS.12		3,214.00	3,214.00	1,696.24	430,538.36			-	-	-	-	-	-	-	-
	NEGSS.15		-	-	3,773.81	926,141.35			-	-	-	-	-	-	-	-
	NEGSS.24		-	-	-	290.41			-	-	-	-	-	-	-	-
	NEGSS.38		-	-	0.19	2,020.82			-	-	-	-	-	-	-	-
	NEGSS.37		-	-	4.64	16,518.71			-	-	-	-	-	-	-	-
	NEGSS.13		-	-	914.76	(914.76)			914.76	18,887.78	811.79	-	887.37	667.70	52.19	21,306.83
	NEGSS.14		-	-	581.23	(581.23)			581.23	11,969.05	514.32	-	563.71	424.11	33.03	13,504.22
	NEGSS.55		-	-	1,407.93	355,993.81			-	-	-	-	-	-	-	-
	NEGSS.19		-	-	219.67	2,533.33			-	-	-	-	-	-	-	-
	NEGSS.36		-	-	-	10,709.52			-	-	-	-	-	-	-	-
	NEGSS.21		-	-	262.48	(262.48)			262.48	7,796.38	230.47	-	254.52	191.51	14.97	8,487.85
	NEGSS.20		-	-	858.68	(858.68)			858.68	26,103.61	756.77	-	835.06	626.76	49.28	28,371.48
	NEGSS.34		-	-	5.92	15,363.34			-	-	-	-	-	-	-	-
	NEGSS.33		-	-	84.39	141.41			-	-	-	-	-	-	-	-
	NEGSS.28		-	-	120.05	(120.05)			120.05	1,886.62	105.48	-	116.38	87.66	6.12	2,202.27
	NEGSS.32		-	-	153.53	(153.53)			153.53	3,134.00	136.95	-	148.79	112.38	7.21	3,539.33
	NEGSS.16		-	-	59.86	(50.41)			50.41	1,012.93	44.54	-	48.17	35.85	2.31	1,143.80
	NEGSS.46		-	-	3.50	87,995.53			-	-	-	-	-	-	-	-
	NEGSS.44		-	-	0.40	64,495.48			-	-	-	-	-	-	-	-
	NEGSS.41		-	-	6.84	23,778.74			-	-	-	-	-	-	-	-
	NEGSS.48		-	-	-	206.89			-	-	-	-	-	-	-	-
	Grand Total		3,214.00	3,891.00	18,802.52	2,234,915.97			10,515.70	254,499.09	9,472.45	-	10,200.98	7,675.28	595.20	282,443.00

Statement of Material Accounting Changes

Statement of Material Accounting Changes

No Material Accounting Changes have been implemented that would affect the Data Input for the Update Year by an amount greater than or equal to \$1 million.

Attachment D

**Statement Describing any Correction of any Error Affecting the Calculation of Charges
under the Formula Rate during a Prior Year**

**Statement Describing any Correction of any Error Affecting the Calculation of Charges
under the Formula Rate during a Prior Year**

No correction of any errors were necessary for this Annual Update year.

Attachment E

E-Mail List of Interested Parties upon Which this Filing was Served

E-Mail List of Interested Parties upon Which this Filing was Served

Municipalities

City of Salamanca	kking@salmun.com
Green Island Power Authority	kristin@greenislandpowerauthority.com
Ilion Board of Light Commission	mayorleonard@ilionny.com
Ilion Board of Light Commission	iblc@ilionny.com
Ilion Board of Light Commission	gday@ilionny.com
Jamestown Board of Public Utilities	dleathers@jamestownbpu.com
Jamestown Board of Public Utilities	dgustafson@jamestownbpu.com
Municipal Commission of Boonville	kstabb@prodigy.net
New York Municipal Power Agency/MEUA	Tmodafferi@nympa.org
Oneida Madison Electric Cooperative	generalmanager@oneida-madison.coop
Sherrill Power & Light	MHolmes@SherrillNY.org
Sherrill Power & Light	sherrillpower@twcny.rr.com
Village of Akron	jcumings@akronnewsteadjmf.com
Village of Akron	anderson@akronvillage.us
Village of Akron	twhitbeck@akronnewsteadjmf.com
Village of Andover	andoverclerk@frontiernet.net
Village of Andover	voashop@frontiernet.net
Village of Arcade	larrykilburn@villageofarcade.org
Village of Bergen	bergenelectric@yahoo.com
Village of Brocton	brocton@stny.rr.com
Village of Churchville	meghan@churchville.net
Village of Churchville	paul@churchville.net
Village of Frankfort	frankfortpowerandlight@yahoo.com
Village of Holley	holley.electric.water@gmail.com
Village of Lake Placid	clerkclark@villageoflakeplacid.ny.gov
Village of Lake Placid	electric1@villageoflakeplacid.ny.gov
Village of Little Valley	dreynoldsvolv@atlanticbbn.net
Village of Mayville	mayville5@fairpoint.net
Village of Mayville	maydpw@fairpoint.net
Village of Mohawk	mohawkmuni@hotmail.com
Village of Philadelphia	vphil@centralny.twcbc.com
Village of Richmondville	rville@midtel.net
Village of Richmondville	rvillepl@rville.org
Village of Richmondville	rvillepl@nycap.rr.com
Village of Richmondville	rvilleclerk@rville.org
Village of Skaneateles	info@villageofskaneateles.com
Village of Skaneateles	clerk@villageofskaneateles.com
Village of Solvay	jhawksby@solvayny.org

Village of Springville
Village of Springville
Village of Springville
Village of Theresa
Village of Tupper Lake
Village of Tupper Lake
Village of Wellsville
Village of Wellsville
Village of Westfield
Village of Westfield

dsimmons@villageofspringvilleny.com
kkostowniak@villageofspringvilleny.com
grube@villageofspringvilleny.com
theresa@ridgeviewtel.us
villtuplake@centralny.twcbc.com
johnbouck@centralny.twcbc.com
bill_whitfield@wellsvilleny.com
village.wellsville@gmail.com
wpcfmain@villageofwestfield.org
marie@villageofwestfield.org

Former External TSC Customers

AES New Energy
Allegheny Electric Cooperative
Allegheny Electric Cooperative
Allegheny Electric Cooperative
Amerada Hess
American Electric Power
Dominion Energy Marketing
Dominion Energy Marketing
Duke Energy
Conectiv Energy Supply
Coral Power LLC
Dayton Power and Light
El Paso Merchant Energy
Emera Energy Service
Energy Endeavors LLC
Epcor
FPL Energy Marketing
Gotham Energy marketing
KeyTex Energy LLC
Merchant Energy Group of the Americas
Mirant Energy Trading
Model City Energy
NYSE&G Solutions
Public Service of Colorado
Pure Energy
PSEG Energy Resources and Trading
PSEG Energy Resources and Trading
RBC Energy Services
Seneca Energy II
Shell Energy North America (US) L.P.
Split Rock Energy, LLC
Southern Company Energy
TXU Energy Trading

Tamlynn.Apfelbaum@AES.com
Gary_Wright@ccsenergy.com
Scott_Long@ccsenergy.com
Ryan_Jones@ccsenergy.com
hjain@hess.com
sepotters@aep.com
Robert_J_LaRochelle@dom.com
Shirley_Flexon@Dom.com
seison@duke-energy.com
paul.wassil@conectiv.com
wilma.chin@shell.com
brenda.haupt@dplinc.com
David.Lazos@ElPaso.com
Karen.Hutt@Emera.com
pjones@energyendeavorsllc.com
settle@capitalpower.com
lauren_romero@fpl.com
pjones@gothamenergymarketinglp.com
clanager@keytexenergy.com
sterling_koch@transalta.com
vicki.lynch@mirant.com
pzeliff@ieslfge.com
mbeaudoin@theenergynetwork.com
rodney.d.sgrignoli@xcelenergy.com
delpowell@cox.net
howard.fromer@pseg.com
ertsettlements@pseg.com
iris.chow@rbccm.com
pzeliff@ieslfge.com
John.B.Coleman@shell.com
jsolberg@acespower.com
vicki.lynch@mirant.com
dbogus1@txu.com

Current External TSC Customers

Allegheny Electric Cooperative, Inc.	rw@dwgp.com
Allegheny Electric Cooperative, Inc.	david_dulick@ccsenergy.com
Allegheny Electric Cooperative, Inc.	jea@dwgp.com
Barclays Bank PLC	nycollateral3@barclays.com
Black Oak Capital LLC	ckopp@blackoakcap.com
Black Oak Energy LLC	spicard@blackoakenergy.com
BNP Paribas Energy Trading GP formerly Fortis Energy Marketing	lloyd.jackson@us.fortis.com
BP Energy Company	randy.prescott@bp.com
BP Energy Company	richard.waswil@bp.com
Brookfield Energy Marketing, Inc.	franklin.francis@brookfieldpower.com
Brookfield Energy Marketing, Inc.	chantal.dube@brookfieldpower.com
Bruce Power Inc.	ayman.faddah@brucepower.com
Calpine Energy Service	garciab@calpine.com
Calpine Energy Service	Bryan.Stevens@calpine.com
Capital Power Corporation	lqatto@capitalpower.com
Cargill Alliant, LLC	lester_welch1@cargill.com
Centre Lane Trading	RMuhlberger@mackieresearch.com
Citigroup Energy	Citi.ISOSettlements@citi.com
Citigroup Energy	Lisa.tatum@citi.com
City Power Market LLC	ktsingas@citypwr.com
City Power Market LLC	jwebster@citypwr.com
Constellation Energy Commodities Group	Jake.Maguire@constellation.com
DC Energy LLC	wilde@dc-energy.com
Direct Energy Marketing	Linda.Gatto@DirectEnergy.com
Dominion Energy Marketing	Shirley_Flexon@Dom.com
DTE Energy Trading	hissongm@dteenergy.com
DTE Energy Trading	pfankucha@dteenergy.com
Dynegy Power Marketing	tiffany.e.mccaa@dynegy.com
EDF Trading North America, LLC	ashley.mobley@edftrading.com
Endura Energy LLC	m.white@endureenergy.com
Exelon Generation LLC (formerly PECO)	dirk.vanderlaan@exeloncorp.com
First Commodities	jjtaza@firstcommodities.com
Hess Corporation	ElectricSettlements@hess.com
HQ Energy Services (US)	clermont.sylvain@hydro.qc.ca
HQ Energy Services (US)	Gingras.Annie@hydro.qc.ca
Iberdrola Renewables, Inc.	debbie.skinner@iberdrolaren.com
Integrays (formerly WPS) Energy Services	DJVerbanac@integraysenergy.com
J. Aron and Company	allison.weingarten@gs.com
J.P. Morgan	John.K.Swint@jpmorgan.com
Louis Dreyfus	powersettlements@ldhenergy.com
Macquarie Energy LLC	Darnell.Houston@macquarie.com
MAG Energy Solutions	mgauthier@magenergysolutions.com
Merrill Lynch	mlcipoweraccounting@ml.com
Model City Energy	shenningham@innovativeenergysystems.com
Morgan Stanley	gosppecops@morganstanley.com

NextEra Energy Power Marketing LLC
Noble Americas Gas & Power
Northern States Power
NorthPoint Energy
Powerex Corporation
PP&L Energy Plus Co
PSEG Energy Resources & Trading, LLC
PSEG Energy Resources & Trading, LLC
Rainbow Energy
Saracen Merchant Energy LP
Sempra Energy Trading LLC
SESCO Enterprises LLC
Shell Energy North America (formerly Coral Power LLC)
SIG Energy LLP
Strategic Energy, Ltd.
TransAlta Energy Mar
TransCanada Power Marketing
Twin Cities Power Generation
Vitol
West Oaks Energy NY NE LP
XO Energy NY

Patricia_Vallejo@nexteraenergy.com
Daniellefazio@thisisnoble.com
rodney.d.sgrignoli@xcelenergy.com
settlements@northpointenergy.com
powerex.finance@powerex.com
tatlas@pplweb.com
Jonathan.Slates@pseg.com
ER&TSettlements@pseg.com
j.mann@rainbowenergy.com
credit@saracenergy.com
jstgerma@sempratradng.com
mschubiger@sescollc.com
John.B.Coleman@shell.com
Jamie.Miano@sig.com
kkukic@sel.com
Myrna_Castro@TransAlta.com
erin_odea@transcanada.com
scurtis@tcpowergen.com
Inc.Lmm@vitol.com
ms@westoaksenergy.com
jcharette@xo-energy.com

From original service list (without duplicates)

Black & Veatch
Bracewell & Giuliani LLP
Central Hudson Gas & Electric Corporation
Central Maine Power Co
City Of Cleveland, Ohio
Cleveland Public Power
Connecticut Municipal Electric Energy Cooperative
Consolidated Edison Development, Inc.
Consolidated Edison Development, Inc.
Couch White, LLP
Couch White, LLP
Couch White, LLP
Dentons US LLP
Dentons US LLP
Dorothy Pierce
Duncan & Allen, Counselors at Law
Duncan, Weinberg, Genzer & Pembroke, P.C
Duncan, Weinberg, Genzer & Pembroke, P.C
Duncan, Weinberg, Genzer & Pembroke PC
FERC – Commission Staff
Geneva Looker
Hunton & Williams LLP

robertsjl@bv.com
Cathy.McCarthy@bgllp.com
jwatzka@cenhud.com
scott.mahoney@cmpco.com
hmadorsky@city.cleveland.oh.us
tsmith@cpp.org
gstern@cmeec.org
nachmiass@coned.com
smithce@coned.com
rloughney@couchwhite.com
mmager@couchwhite.com
jgoodman@couchwhite.com
emma.hand@dentons.com
clinton.vince@dentons.com
dorothy.pierce@chquernsey.com
jpc@duncanallen.com
rw@dwgp.com
jea@dwgp.com
tlr@dwgp.com
Roger.St.Vincent@ferc.gov
glooker@wrassoc.com
tmurphy@hunton.com

Jennings Strouss & Salmon, P.C.
Massachusetts Municipal Wholesale Electric Company
Municipal Electric Utilities Association of New York State
New York Independent System Operator, Inc.
New York Independent System Operator, Inc.
New York Municipal Power Agency
New York Municipal Power Agency
New York Power Authority
New York Power Authority
New York State Electric & Gas Corporation
New York State Public Service Commission
New York State Public Service Commission
Pascoag Utility District
Public Power
Public Utilities Dept., RI
Saint Regis Mohawk Tribe
Saint Regis Mohawk Tribe
State of Vermont
Stinson Leonard Street LLP
Thompson Coburn LLP
Van Ness Feldman Law Firm
Whitfield Russell Associates
Winston & Strawn LLP
Winston & Strawn LLP

gnewell@jsslaw.com
bmckinnon@mmwec.org
tmodaffer@meua.org
rfernandez@nyiso.com
mlampi@nyiso.com
info@nympa.org
fsaffer@bellsouth.net
gary.levenson@nypa.gov
michael.lupo@nypa.gov
RPKinney@nyseg.com
william.heinrich@dps.ny.gov
david.drexler@dps.ny.gov
tgarrille@pud-ri.org
ppanj@tellurian.com
mkirkwood@pud-ri.org
dale.white@srmt-nsn.gov
duthie@attglobal.net
Ed.McNamara@state.vt.us
hreiter@stinson.com
dstrauss@thompsoncoburn.com
jbn@vnf.com
wrussell@wrassoc.com
ddankner@winston.com
rwuslich@winston