

Third Draft 7/12/06
For Discussion Purposes Only

Deleted: First

Deleted: 6

Deleted: 30

Deleted: /

The Comprehensive Reliability Plan 2005:
A Long-term Reliability Assessment of New York's
Power System

Deleted: ¶

¶

¶

¶

¶

¶

CRP 2005 Report ¶

¶

First Draft ¶

¶

For Discussion Purposes Only¶

¶

July 6, 2006¶

Deleted: ¶

Third Draft

For Discussion Purposes Only

July 12, 2006

Table of Contents

Deleted: First

Deleted: 6

Deleted: 30

Deleted: /

I.	Executive Summary	1
II.	Introduction.....	5
III.	The Comprehensive Reliability Planning Process	7
	Overview of the CRPP.....	7
	Overview of Reliability Policies and Criteria.....	9
	Overview of the CRPP Analysis Methodology	10
IV.	Reliability Needs Assessment (RNA).....	12
	RNA - The Basics:.....	12
	RNA – Summary of Findings:	12
	RNA – An Update:.....	14
V.	Request for Solutions.....	15
	Responsible Transmission Owner Solutions	16
	First Five Year Base Case – 2006 to 2010.....	16
	Second Five Years – 2011 to 2015	17
	Market Solutions	18
	Alternative Regulated Solutions	19
VI.	Transmission Security and Adequacy	21
	Short Circuit.....	23
VII.	Evaluation of Solutions.....	24
	Responsible Transmission Owners Solutions.....	24
	Market Solutions.....	30
	Evaluation of Alternative Regulated Responses.....	35
VIII.	Findings, Conclusions and Recommendation.....	38
	Introduction.....	38
	The Reliability Plan – A Summary	38
	Findings, Conclusion and Recommendation	39
	Finding Number One – Transmission Security and Adequacy:	39
	Finding Number Two – Plan Risk Factors:	40
	Recommendation	41

Deleted: I.	Executive Summary	1¶
II.	Introduction	2¶
III.	The Comprehensive Reliability Planning Process	4¶
	Overview of the CRPP	4¶
	Overview of Reliability Policies and Criteria	6¶
	Overview of the CRPP Analysis Methodology	7¶
IV.	Reliability Needs Assessment (RNA)	9¶
	RNA - The Basics:	9¶
	RNA – Summary of Findings:	9¶
	RNA – An Update:	11¶
V.	Request for Solutions	12¶
	Responsible Transmission Owner Solutions	13¶
	First Five Year Base Case – 2006 to 2010	13¶
	Second Five Years – 2011 to 2015	14¶
	Market Solutions	14¶
	Alternative Regulated Solutions	16¶
VI.	Transmission Security and Adequacy	18¶
	Short Circuit	19¶
VII.	Evaluation of Solutions	20¶
	Responsible Transmission Owners Solutions	20¶
	Market Solutions	24¶
	Evaluation of Alternative Regulated Responses	29¶
VIII.	Findings, Conclusions and Recommendation	32¶
	Introduction	32¶
	The Reliability Plan – A Summary	32¶
	Findings, Conclusion and Recommendation	33¶
	Finding Number One – Transmission Security and Adequacy:	33¶
	Finding Number Two – Plan Risk Factors:	34¶
	Recommendation	35¶

Deleted: First
Deleted: 6
Deleted: 30
Deleted: /
Formatted: Bullets and Numbering
Deleted: [to be developed]

Executive Summary

The introduction of competition in the electric industry (i.e., the separation of costs for a utility's services into distinct products and markets) in New York State, and in many parts of the Northeast, has led to the unbundling of power generation and transmission development. As a result, the State's electric utilities no longer conduct vertically integrated planning through which generation and transmission plans were tightly coordinated.

In today's world, the power system's future reliability depends on a combination of additional resources, provided in response to market forces and by electric utility companies, which continue to deliver electricity to customers and that have the obligation to provide safe and reliable services. To maintain the system's long-term reliability, those resources must be readily available or in development to meet future needs.

With those goals in mind, the NYISO, in conjunction with stakeholders, developed and implemented its Comprehensive Reliability Planning Process (CRPP). This document represents the first in a series of yearly CRPP studies to address the long-term reliability of New York's bulk power system. Electric system planning is a never-ending process of evaluating, monitoring and updating, which makes the annual publication of the CRPP invaluable. In addition to addressing reliability issues, the CRPP offers informative and valuable information to the state's wholesale electricity marketplace. Below is a summary of the reliability plan and the the CRP reports primary findings and recommendations:

The Reliability Plan – A Summary

The RNA determined that additional resources would be needed over the 10-year study period in order for the NYCA to remain compliant with all applicable reliability criteria. As a result, the NYISO as provided for in Attachment Y of the NYISO OATT initiated a request for solutions. As previously discussed, a broad range of solutions including updated TO plans, Market Proposals and Alternative Regulated Responses, were submitted. Based on the evaluations of the market proposals and Responsible Transmission Owner plans, including modeling refinements, continued operation of the Poletti unit, the NYISO has determined sufficient resource additions to the NYCA are planned or under development such that the NYCA can meet reliability criteria for the first five years of the planning period and through four of the second five years of the study period. In order to meet criteria for the last year of the study period, additional Market Proposal or Regulated Solutions would be needed. However, given that this need is sufficiently far in the future and the next round of CRPP has already begun, the NYISO has determined that no action needs to be taken at this time to implement any regulated backstop solution or an alternative regulated solution to address this reliability need.

The plan consists of the following actions:

1. The deferred retirement of the New York Power Authority's Charles A Poletti generating unit in New York City from 2008 until 2009.
2. The implementation of the Responsible Transmission Owner plans, which include transmission additions and upgrades, reactive resource additions, capacity additions totaling 466 MW, capacity equivalent UDRs totaling

Formatted: Bullets and Numbering

Deleted: First

Deleted: 6

Deleted: 30

Deleted: /

990 MW supported by generation in neighboring control areas, and demand-side management programs totaling 449 MW. This results in total resource additions of 1,905 MW through 2010.

3. The development of 1,200 MW of merchant generation projects in New York City and Long Island, in particular, the 950 MW proposed for New York City. It is important that this generation be in service as scheduled but no later than the summer of 2011.
4. Planned resource additions as noted in 2 and 3 above, total 3,105 MW by 2015

Findings, Conclusion and Recommendation

Finding Number One – Transmission Security and Adequacy:

The criteria used to establish the baseline for the 10-year Study Period resulted in a significant reduction in transfer limits in order to maintain the security of the transmission system. The reduction in transfer limits manifested themselves as reduction in the ability of the transmission system to deliver capacity downstream of the constraints. The result was an increase in the LOLE that translates into increased resource requirements. The major factor driving the reduction in transfer limits was the voltage performance of the New York Transmission System which is being adversely impacted by load growth and generator retirements.

Action Required: The primary lesson learned from finding number one is the criteria and process for establishing the baseline system for the 10-year study period need to be reviewed, in particular, how reductions in the baseline system transfer limits that result from more limiting transmission security constraints are going to be addressed in determining reliability needs.

A secondary action item is to re-emphasize the importance of continued progress on the part of a number of NYISO-related initiatives to address issues and concerns with the voltage performance of the bulk power system as well as the non-bulk system to the extent that it affects the bulk power system. They include:

1. Continuation of the initiative to complete a comprehensive reliability analysis of reactive power demand and resources in the NYCA.
2. Development of a work plan and time table for the Reactive Power Working Group to complete its initiative to improve modeling of reactive power sinks and sources in the NYCA power system model.
3. A benchmarking of New York's reactive power planning and voltage control practices to the "best practices" identified in NERC Blackout Recommendation 7a, if applicable. A review of NERC's other blackout recommendations related to voltage, such as load modeling and generator performance, to identify factors that could enhance or improve the voltage performance of the New York's transmission system, from the reliability perspective.

Formatted: Bullets and Numbering

Deleted: First

Deleted: 6

Deleted: 30

Deleted: /

Finding Number Two – Plan Risk Factors:

Although the planned system meets reliability criteria based on the conditions studied, the NYISO has identified a number of risk factors that could adversely affect the plan. These factors will require ongoing review and assessment.

They are:

1. First and foremost is the construction of the planned resources and transmission upgrades moves forward on the schedules provided. The NYISO in conjunction with stakeholders is developing criteria and procedures to monitor the ongoing viability of solutions and the need to make a determination as to when other solutions would need to be “triggered”. If solutions were not implemented on a timely basis, electric system reliability could be put at risk and/or costs to consumers could increase substantially.

Action required: The monitoring processes for tracking all planned system additions that are identified as necessary to maintain reliability that are currently under development by the Electric System Planning Working Group must be finalized, approved and implemented by September 2006.

2. Except for the 140 MW of off-shore wind, all the planned generator additions in this plan will be natural gas fired units with Number 2 fuel oil or kerosene as the back up.

Action Required: The fuel diversity of the power supply system and its overall impact on fuel supply, reliability and prices needs to be monitored on a continuous basis.

3. The plan depends increasingly on the availability of capacity resources in neighboring control areas in order for New York to maintain its compliance with reliability criteria.

Action Required: The Northeast Coordinated System Plan, which is specified in the Northeast Planning Protocol, will need to assess whether sufficient resources are being developed on a regional basis to maintain resource adequacy in all areas. In addition, as capacity markets become increasingly more regional in nature, New York will need to monitor its capacity markets to determine that they remain competitive and attract sufficient investment to maintain reliability.

4. All transmission solutions were submitted as alternative regulated responses rather than as market solutions. The proponents of market-based generation solutions also stated that their viability may depend upon entry into long-term contracts for the sale of their output in addition to market based revenue sources. These facts indicate that some market participants may not be anticipating sufficient revenues from the NYISO’s markets to undertake investment in facilities needed to maintain bulk power system reliability.

Formatted: Bullets and Numbering

Formatted: Bullets and Numbering

Formatted: Bullets and Numbering

Formatted: Bullets and Numbering

Deleted: First

Deleted: 6

Deleted: 30

Deleted: /

Action Required: The potential reliance of the proponents of transmission and generation solutions on revenue sources other than the NYISO's markets indicates that there is some risk that market revenues alone will not be sufficient to warrant investment. Section 8.2 of Attachment Y states that, concurrently with submission for Board Review, "the draft CRP will also be provided to the Independent Market Adviser for his review." The NYISO is not pre-judging whether any changes to New York's market rules are needed. Nevertheless, the Independent Market Adviser should review whether the current market structures provide appropriate incentives to develop new resources.

5. Increased load growth¹ or retirement of additional generating units beyond those already included in the plan for either economic and/or environmental factors, as well as continued degradation of the voltage performance of the New York System, will adversely affect reliability.

Formatted: Bullets and Numbering

Action Required: The next round of the CRPP process needs to progress on schedule. Just as important as the plan itself is the process of planning and the ongoing monitoring it provides. Emphases should be placed on thoroughly identifying and addressing environmental factors that may lead to additional generating unit retirements.

Recommendation

This CRP has determined that under the conditions studied, solution submitted and the Responsible TO plans, the planned system upgrades will maintain the reliability of the New York power system without the need for regulated backstop or alternative regulated solutions at this time. Therefore, the NYISO Staff recommends that the CRP 2005 be approved as expeditiously as possible.

Formatted: Bullets and Numbering

¹ For instance, the 2005 CRP resource and transmission additions will maintain criteria under an expected NYCA peak load forecast of 34,200 MW for 2010 while the 2006 CRP resources will need to meet an expected peak load 35,042 MW or approximately 840 MW of additional load.

I. Introduction

The introduction of competition in the electric industry (i.e., the separation of costs for a utility's services into distinct products and markets) in New York State, and in many parts of the Northeast, has led to the unbundling of power generation and transmission development. As a result, the State's electric utilities no longer conduct vertically integrated planning through which generation and transmission plans were tightly coordinated.

In today's world, the power system's future reliability depends on a combination of additional resources, provided in response to market forces and by electric utility companies, which continue to deliver electricity to customers and that have the obligation to provide safe and reliable services. To maintain the system's long-term reliability, those resources must be readily available or in development to meet future needs.

With those goals in mind, the NYISO, in conjunction with stakeholders, developed and implemented its Comprehensive Reliability Planning Process (CRPP). This document represents the first in a series of yearly CRPP studies to address the long-term reliability of New York's bulk power system. Electric system planning is a never-ending process of evaluating, monitoring and updating, which makes the annual publication of the CRPP invaluable. In addition to addressing reliability issues, the CRPP offers informative and valuable information to the state's wholesale electricity marketplace.

Attachment Y of the NYISO's Open Access Transmission Tariff (OATT) sets forth the CRPP process. The Federal Energy Regulatory Commission (FERC) approved the process in December 2004.

The objectives of the CRPP are to:

6. Evaluate the reliability needs of the Bulk Power Transmission Facilities [BPTF];
7. Identify factors and issues that could adversely impact the reliability of the BPTF;
8. Provide a process where solutions to identified needs are proposed, evaluated, and enacted in a timely manner to maintain the reliability of the system;
9. Provide for the development of market-based solutions, while maintaining the reliability of the BPTF through backstop regulated solutions as needed; and
10. Coordinate the NYISO's reliability assessments with Neighboring Control Areas.

The CRPP is an ongoing process involving two annual reports. The first is the Reliability Needs Assessment (RNA), which evaluates generation adequacy and transmission reliability over a 10-year span, and identifies future needs for maintaining reliability. Identifying potential and existing reliability issues for New York's bulk power system is the first step necessary to maintain the system's integrity for today and the future. The RNA was issued in December 2005.

Deleted: First

Deleted: 6

Deleted: 30

Deleted: /

Deleted:

Deleted:

Deleted: – the separation of costs for a utility's services into distinct products and markets – and transmission development.

Deleted: Gone are the days of vertically integrated planning, when generation and transmission plans were tightly coordinated by the State's electric utilities.

Deleted: by

Deleted: regulated wires

Deleted: ' homes

Deleted: and

Deleted: While

Deleted: concerns

Deleted: also

Deleted: ,

Deleted: ;

Deleted: the

Formatted: Bullets and Numbering

Deleted: ensuring

Deleted: made up of

Deleted: of the New York electric grid

Deleted: electrical grid

Deleted: step

The second is the Comprehensive Reliability Plan (CRP), which identifies and evaluates solutions to maintain power system reliability. Those solutions may include market-based, regulated backstop and/or alternative regulated solutions that may result in new generation additions, transmission upgrades and additions and improved demand response programs.

Deleted: First

Deleted: 6

Deleted: 30

Deleted: /

Deleted: ensure

Deleted: and

This is the first CRP study produced by the NYISO and its stakeholders. The primary objective of the CRP is to present the results of the planning process. As this is the first time through the process and many of the CRPP criteria and procedure documents are still under development, a secondary objective was to identify issues that resulted from implementing the process.

Deleted: Planning

Deleted: Process

This report begins with an overviews of the CRPP followed by a summary of the RNA report. The balance of the document describes the request for solutions, an assessment of transmission system security and adequacy, an evaluation of the solutions and concludes with a summary of the reliability plan including findings, action required and recommendations.

Deleted: begins

Deleted: followed by

Deleted: and

Deleted: provides

Deleted:

Formatted: Bullets and Numbering

Deleted: First

Deleted: 6

Deleted: 30

Deleted: /

II. The Comprehensive Reliability Planning Process²

The following presents an overview of the CRPP, the reliability policies and criteria which are the foundation of the CRPP, and the analysis methodology used.

Overview of the CRPP

The CRPP is a long-range assessment of both resource adequacy and transmission reliability of the New York bulk power system conducted over five-year and 10-year planning horizons. The reliability of the bulk power system is assessed and solutions to reliability needs evaluated in accordance with existing reliability criteria of the NERC, NPCC, and NYSRC as they may change from time to time. This process is anchored in the NYISO's market-based philosophy, which posits that market solutions should be the first choice to meet identified reliability needs. However, in the event that market-based solutions do not appear to meet a reliability need in a timely manner, the NYISO will designate the Responsible Transmission Owner³ to proceed with a regulated backstop solution in order to maintain reliability. Market participants can offer and promote alternative regulated solutions which, if determined by NYISO to help satisfy the identified reliability needs and by regulators to be more desirable, may displace some or all of the Transmission Owner's regulated backstop solutions. Under the CRPP, the NYISO also has an affirmative obligation to report historical congestion on the transmission system and whether the marketplace is responding appropriately to the reliability needs of the bulk power system. If market failure is identified as the reason for the lack of a market-based solution, the NYISO will explore appropriate changes in its market rules with its stakeholders. The CRPP does not substitute for the planning that each Transmission Owner conducts to maintain the reliability of its own bulk and non-bulk systems.

Deleted: request the appropriate

Deleted: investigate

Deleted: ensure

As the first step in the CRPP, the NYISO conducts a Reliability Needs Assessment (RNA) to determine whether there are any violations of existing reliability rules with respect to either resource adequacy or transmission system reliability. A base case model of the electric system is assembled with inputs from stakeholders to determine the reliability needs of the electric system for a five-year period and for a 10-year period. This base case model includes plans that transmission owners have made to address the reliability needs of their own bulk and non-bulk power systems. Following the review of the RNA by the NYISO committees and final approval by the NYISO Board, the NYISO requests solutions from the marketplace to the reliability needs identified in the RNA. The RNA also identifies the responsible Transmission Owner or Owners that are obligated to prepare regulated backstop solutions for each identified need. The regulated backstop solutions also will serve as the benchmark to establish the time for a market-based solution to appear. Both market-based and regulated solutions are open to all resources: transmission, generation, and demand response. Non-transmission owner developers, as well as TOs who have not been designated as a Responsible TO, also have the ability to submit proposals for regulated solutions to serve as an alternative to the regulated backstop solutions

² A more detailed review of the CRPP is provided in the report entitled: "Comprehensive Reliability Planning Process Supporting Document and Appendices For The Draft Reliability Needs Assessment" dated December 21, 2005 and available on the NYISO web site home page.

³ Responsible TO: The Transmission Owner or Transmission Owners designated by the NYISO, pursuant to the NYISO Planning Process, to prepare a proposal for a regulated solution to a Reliability Need or to proceed with a regulated solution to a Reliability Need. The Responsible TO will normally be the Transmission Owner in whose Transmission District the NYISO identifies a Reliability Need.

provided by the responsible transmission owners. The NYISO has the responsibility to evaluate all proposed solutions to determine whether they are viable and will meet the identified reliability needs in a timely manner. The NYISO does not conduct an economic evaluation of the proposed solutions.

Deleted: First

Deleted: 6

Deleted: 30

Deleted: /

Following its evaluation of all proposed solutions including alternative regulated solutions, the NYISO prepares its Comprehensive Reliability Plan. The CRP identifies all proposed solutions that the NYISO has found will meet part or all of the identified reliability needs. If there is a viable market-based project that will meet the identified need in a timely manner, the CRP will so state. If there is no viable market-based proposal and the NYISO determines that a regulated backstop solution must be implemented to maintain bulk power system reliability, the CRP will so state. If a regulated backstop project must proceed, the NYISO will request the Responsible Transmission Owner or Owners to proceed with regulatory approval and development of its regulated backstop solution.

Deleted: T

Deleted: appropriate

Deleted: ¶

Inserted:

There is also a provision which will allow the NYISO Board to deal with the sudden appearance of a reliability need on an emergency basis whether during or in-between the normal CRPP cycle. In the event that there is an immediate threat to reliability, the NYISO will request the appropriate Transmission Owner to develop a “gap solution” and to pursue its completion and alert the New York Public Service Commission. Such a gap solution shall be designed to be a temporary solution and to strive to be compatible with permanent market based proposals and regulated projects.

Deleted: in conjunction with

Deleted: is intended to be temporary in nature so as not to interfere with any pending market-based project.

Developers of market solutions recover their costs from the NYISO’s energy, capacity and ancillary services markets. Market based solutions may also obtain revenues from other private contracting arrangements. The costs of implementing regulated backstop solutions, including gap solutions and a developer’s alternative regulated solution, are recovered through the NYISO’s tariffs. The costs must be approved by FERC. Transmission Owner planning updates do not constitute regulated backstop solutions or alternative regulated solutions, and their costs are not recoverable through the NYISO tariff.

Deleted: (Tim Foxen to send suggested language)

Deleted: is undertaken

Deleted:

Inserted:

Deleted: that are not

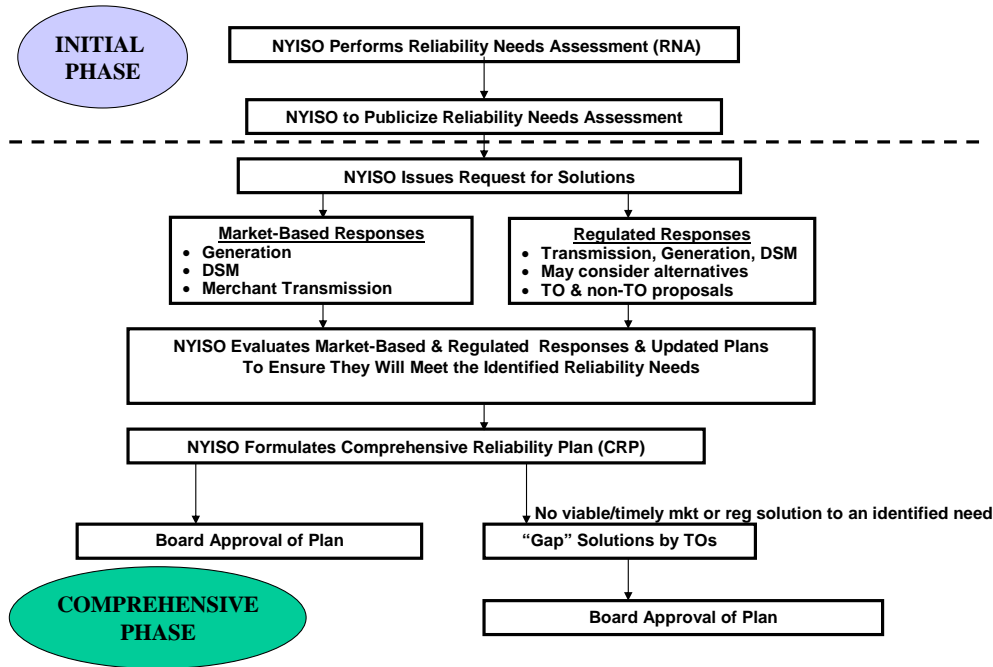
Inserted: that are not regulated backstop solutions or alternative regulated solutions

Deleted:

The NYISO does not itself build projects to respond to reliability needs, and the ultimate approval of those projects lies with regulatory agencies such as the FERC, NYPSC, environmental permitting agencies and local governments. The NYISO monitors the progress and continued viability of proposed market and regulated projects to meet identified needs, and reports its findings in annual plans.

Below is a diagram summarizing the process.

NYISO Reliability Planning Process



Overview of Reliability Policies and Criteria

The standard industry definition of bulk power system reliability is the degree to which the performance of the elements of that system (i.e., generation and transmission) results in power being delivered to consumers within accepted standards and in the amount desired. It may be measured by the frequency, duration, and magnitude of adverse effects on consumer service.

Reliability consists of adequacy and security. Adequacy, which encompasses both generation and transmission adequacy, refers to the ability of the bulk power system to supply the aggregate requirements of consumers at all times, accounting for scheduled and unscheduled outages of system components. Security is the ability of the bulk power system to withstand disturbances such as electric short circuits or unanticipated loss of system components.

There are two different approaches to analyzing a bulk power system's security and adequacy. Adequacy is a planning concept that involves an analysis of the probability of future conditions and events. A system is adequate if the probability of having sufficient transmission and generation to meet expected demand is equal to or less than the system's standard which is expressed as a loss of load expectation (LOLE). The New York State Power System is planned to meet an LOLE that is less than or equal to a involuntary load disconnection that is not more

Deleted: First

Deleted: 6

Deleted: 30

Deleted: /

Deleted:

Deleted:

than once in every 10 years or 0.1 days per year. This requirement forms the basis of New York's installed capacity or resource adequacy requirement.

Security ~~is an operating and deterministic concept. This means that possible events are identified~~ as having significant adverse reliability consequences and the system is planned and operated so that the system can continue to serve load even if these events occur. Security requirements are sometimes referred to as N-1 or N-2. N is the number of system components; an N-1 requirement means that the system can withstand the loss of any one component without affecting service to consumers.

Overview of the CRPP Analysis Methodology⁴

The Comprehensive Reliability Planning Process (CRPP) was performed in three ~~steps~~: an Input ~~Step~~, an Analysis ~~Step~~, and a Review ~~Step~~. During the ~~input step~~, information was gathered from various Stakeholder Groups, Neighboring Control Areas, existing reliability assessments, and existing NYISO publications and reports. The analysis and review ~~steps~~ were conducted first by conducting a transmission screening analysis followed by a resource adequacy assessment. These steps were conducted in sequential and iterative process to maintain internal consistency between the two steps.

The primary tool to conduct the transmission screening is the Power System Simulator for Engineering (PSS/E) software used for electrical transmission planning in conjunction with the NYISO's voltage contingency analysis program (VCAP). PSS/E is a commercial software product offered by Siemens PTI and is currently in use in 123 Countries. Since its introduction in 1976, the PSS/E software has become one of the most comprehensive and widely used commercial programs of its type. The VCAP tool was originally developed by the New York Power Pool.

The primary tool to conduct the resource adequacy assessment is GE Energy's Multi-Area Reliability Simulation program (MARS). MARS uses a Monte Carlo simulation to compute the reliability of a generation system comprised of any number of interconnected areas or zones. MARS is able to reflect in its reliability calculations each of the factors listed in NYSRC Reliability Rule AR-1⁵, including the impacts of the transfer capability of the transmission system.

The result of combining these tools in a sequential and iterative manner is a planning process that simultaneously addresses the "physics" or electrical properties of the grid and how changes in power system transfer capability interacts with a probabilistic resource adequacy assessment. To

⁴ Ibid

⁵ **AR-1:** The NYSRC shall establish the IRM requirement for the NYCA such that the probability (or risk) of disconnecting any firm load due to resource deficiencies shall be, on average, not more than once in ten years. Compliance with this criterion shall be evaluated probabilistically, such that the loss of load expectation (LOLE) of disconnecting firm load due to resource deficiencies shall be, on average, no more than 0.1 day per year. This evaluation shall make due allowance for demand uncertainty, scheduled outages and deratings, forced outages and deratings, assistance over interconnections with neighboring control areas, NYS Transmission System transfer capability, and capacity and/or load relief from available operating procedures.

Formatted: Font: 10 pt

Deleted: First

Deleted: 6

Deleted: 30

Deleted: /

Formatted: Font: (Default) Times New Roman, 10 pt

Formatted: Font: (Default) Times New Roman

Deleted: stages

Deleted: Stage

Deleted: Stage

Deleted: Stage

Deleted: Input

Deleted: Stage

Deleted: stages

the best of the NYISO's knowledge, this is the first electric systems planning process that attempts to do this in such a comprehensive an integrated way while giving preference for market based solutions. The diagram below summarizes the CRP analysis process.

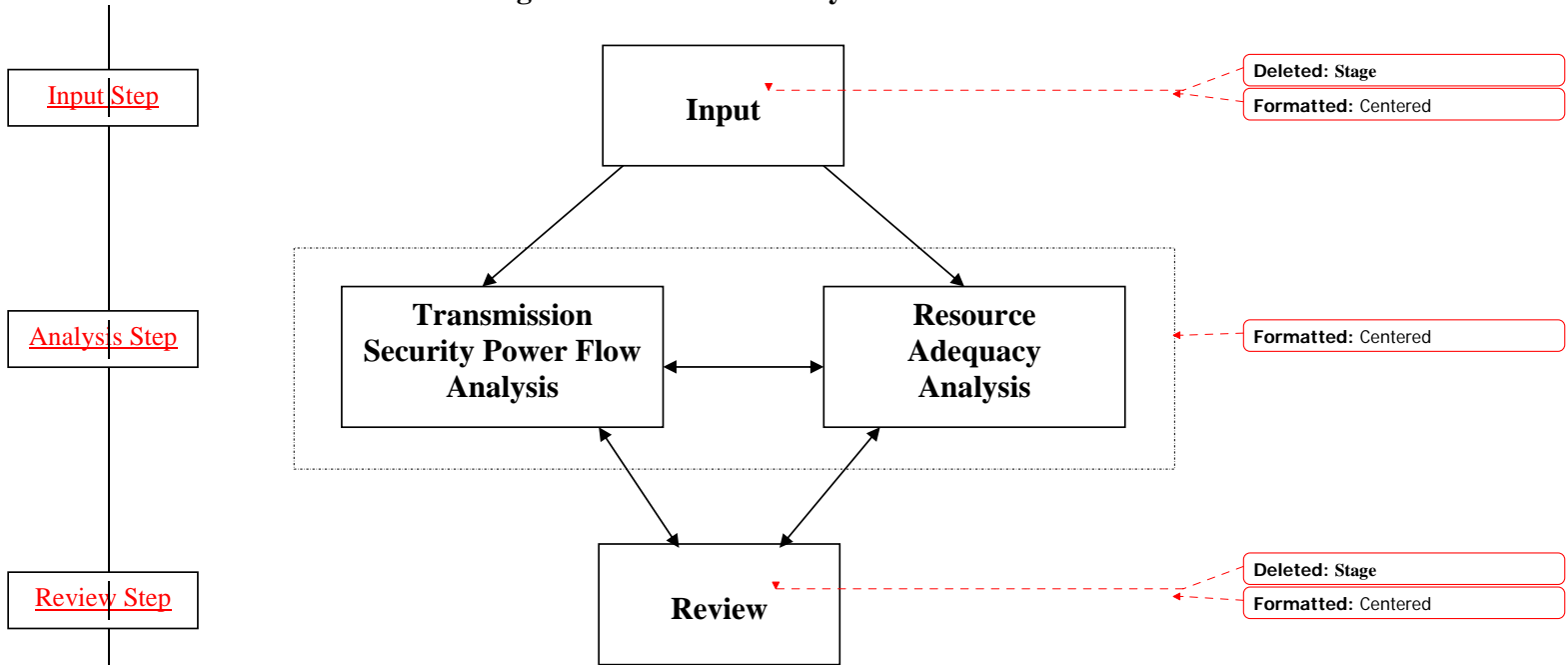
Deleted: First

Deleted: 6

Deleted: 30

Deleted: /

Flow Diagram for the CRP Analysis Process



Deleted: First

Deleted: 6

Deleted: 30

Deleted: /

Formatted: Bullets and Numbering

III. Reliability Needs Assessment (RNA)

RNA - The Basics:

The preparation of the RNA is the first step in the Comprehensive Reliability Planning Process that leads to development of the CRP. Prepared annually, the RNA evaluates the reliability of the New York Power System for a ten year Study Period. It identifies the needs of the baseline bulk power system to maintain the reliability based on system adequacy and security criteria. The Study Period for the 2005 RNA spanned 2006 to 2015. The tariff specifies that the ten year Study Period consists of two separate five year periods. The first five years of the Study Period is identified in the tariff as the Five Year Base Case and is defined as “the model representing the New York State Power System over the first five years of the Study Period”. The remaining five years of the Study Period is identified in the tariff as the second five years and is not specifically defined. The baseline system is the modeled in the RNA study as the existing system together with changes that have a high probability expectation to occur over the ten year Study Period. This base case is developed from inputs and criteria developed in conjunction with stakeholders, including the plans the Transmission Owners already have to implement new resources, such as transmission upgrades and demand side response programs.

Deleted: are expected to

Deleted:

The tariff provides that RNA is drafted by the NYISO Staff with assistance from its consultants and Market Participants. The Electric System Planning Working Group (ESPWG) and the Transmission Planning Advisory Subcommittee (TPAS) jointly review the draft RNA and recommend when the draft should be sent to the NYISO Committees for Review. The tariff states that the Operating Committee reviews and votes on the draft RNA, and thereafter the draft is provided to the Management Committee for its review and vote. Minority views, if any, are presented with the RNA to the NYISO’s Board of Directors. The Board then reviews and approves the RNA, either as presented, with its own changes, or after further revision by the NYISO’s Committees. Final approval of the RNA triggers the next step in the Reliability Planning Process, which is a request for solutions to the reliability needs identified in the RNA.

Deleted: whether

RNA – Summary of Findings:

Deleted: (Focus on updated results)

The first RNA⁶ was approved by the NYISO’s Board of Directors on December 21, 2005. In its first groundbreaking RNA the NYISO pointed out potential power generation and transmission trouble spots statewide. The needs identified in the RNA for the first five years were primarily located downstate, from the lower Hudson Valley through New York City and on Long Island. The RNA also identified the Transmission Owners (TOs) in those areas as the responsible TOs. They are Central Hudson Gas and Electric Corporation, Orange and Rockland Utilities, Inc., Consolidated Edison Company of New York, Inc., and the Long Island Power Authority.

The RNA determined that transmission and generation resources should be adequate to maintain reliable service on the bulk power system through 2007. But, according to the study, the New York State bulk power baseline system does not meet reliability criteria for the full five-year period, and in order to maintain reliability, additional resources would be needed by 2008.

Deleted:

Deleted: that

Deleted: to maintain reliability, according to the study.

⁶ The RNA report is entitled: “Comprehensive Reliability Planning Process (CRPP) Reliability Needs Assessment,” dated December 21, 2005, and is available on the NYISO web site home page, www.nyiso.com.

Deleted: First

Deleted: 6

Deleted: 30

Deleted: /

The resource need increased with each year of the study period. The table below summarizes RNA results for the first Five Year Base Case in terms of Loss of Load Expectation (LOLE) – that the bulk power system should be planned and operated to achieve no more than one occurrence (or 0.1 days per year of forced outage or less) of an unplanned loss of load in ten years.

NYCA LOLE Table for the Five Year Base Case

LOLE (probability of occurrences in days per year)

Deleted: is

Inserted: is

AREA	2006	2007	2008	2009	2010
Zone-A thru Zone-F (Upstate NY)	0.000	0.000	0.000	0.000	0.000
Zone-G(Hudson Valley or SENY ⁷)	0.000	0.000	0.000	0.000	0.003
Zone-H(Hudson Valley or SENY)	0.000	0.000	0.001	0.007	0.010
Zone-I(Hudson Valley or SENY)	0.001	0.001	0.029	0.079	0.148
Zone-J(New York City or SENY)	0.001	0.002	0.383	0.764	2.400
Zone-K(Long Island or SENY)	0.021	0.001	0.031	0.071	0.179
NYCA	0.022	0.004	0.395	0.786	2.429

For the second five year period, the LOLE for the NYCA continues to increase reaching almost five days per year by 2015. The report highlighted the following areas of concern:

- The RNA identified significant transfer capacity reductions into and through southeastern New York because of diminishing system voltage performance. This diminished capacity is due primarily to two factors: (i) load growth in the lower Hudson Valley, the New York City Metropolitan Area and on Long Island and (ii) the planned retirement of certain generating units in the lower Hudson Valley.
- Beginning in 2008, the lower Hudson Valley and south will need system reinforcements equivalent to 500 MW of capacity, which could consist of transmission system reinforcements, additional generation, demand side management, or a combination of the three.
- If voltage constraints on transfer capability are resolved, the Hudson Valley, New York City and Long Island will require 1,250 MW of electric capacity resources by the end of 2010 and 2,250 MW of new resources by 2015. This capacity may also come from generation, transmission system reinforcements, demand-side management, or a combination of the three.
- Although the RNA noted that the some projects are under construction (the 500 MW SCS Astoria Energy project, the Long Island Power Authority's 660 MW Neptune project, and the New York Power Authority's 500 MW project near the Poletti Station), these projects will be offset by plant retirements and an expected demand increase. Demand – or load growth – increases an average 1.6 percent yearly in southeastern New York. Statewide, it grows an average 1.2 percent per year.

Deleted: .

Deleted: T

Deleted: those areas

Deleted: will also reduce transfer capacity.

⁷ Southeast New York which is that part of the New York Power System that includes the lower Hudson Valley, New York City and Long Island

Deleted: First

Deleted: 6

Deleted: 30

Deleted: /

- The above conclusions would be exacerbated by any additional plant retirements, especially in SENY.

RNA – An Update:

Subsequent to the approval of the RNA, a modeling error was found in the resource adequacy assessment analysis tool database and software logic. The error effectively overstated the LOLE and overall needs requirements.

However, it did not change the fundamental finding of the RNA – i.e., additional resources are needed to maintain the reliability of the bulk power system beginning in 2008, and the need for new resources increases throughout the 10-year Study Period.

Using the corrected model and no other modeling updates, the 2008 LOLE dropped to 0.309 days per year from 0.395 days per year; and in 2010, it fell to 2.154 days per year from 2.429 days per year. Although the LOLE criteria is determined on a NYCA basis, the operating reserve modeling error had the greatest impact on the Long Island LOLE which dropped from above 0.1 days per year to below 0.1 days per year. Modeling updates and the corrected model were used in the evaluation of the reliability solutions provided to the NYISO.

Deleted: 9

Deleted: The

Deleted: was

IV. Request for Solutions

The CRP will list market-based solutions and regulatory backstop solutions offered by TOs, as well as alternative regulated solutions to satisfy the RNA's outlined reliability needs. Proposals can be large or small generation projects – including distributed generation – demand-side programs, transmission projects, market rule changes, operating procedure changes, and other actions to answer outstanding RNA issues. Market solutions are preferred, but the TOs are responsible for submitting backstop solutions to meet the needs identified in the RNA.

The needs outlined in the RNA for 2006 through 2010 are located primarily downstate, from the lower Hudson Valley through New York City. Four TOs – Central Hudson Gas and Electric Corporation, Consolidated Edison Company of New York, Inc., the Long Island Power Authority and Orange and Rockland Utilities, Inc. – have been identified as TOs responsible for addressing reliability concerns in the RNA.

Because the tariff calls for the NYISO to encourage market-based solutions to RNA reliability needs, the NYISO issued its initial request for those solutions on Dec. 22, 2005. It also requested TOs, who are responsible for meeting those needs if the market-based projects don't become reality, to submit regulatory backstop solutions to the identified Reliability Needs by February 15, 2006. The NYISO also requested that Market Participants and other stakeholders submit market-based responses to the NYISO by that date.

If the market-based responses received by the NYISO do not fulfill all of the RNA's identified reliability needs, the NYISO can solicit alternative regulated responses.

Developers and TOs – including those other than the responsible TOs – may submit alternative regulated responses. Like market-based solutions and regulatory backstop solutions, these proposals may consist of transmission, generation or demand-side projects.

Market-based solutions primarily differ from regulatory backstop and alternative regulated responses in that their costs are not assured recovery through the NYISO's tariffs. Market-based project developers obtain revenues through the NYISO's energy, generating capacity and demand-side management markets, bi-lateral contracting arrangements, and from providing certain ancillary services – some market-based and others compensated at a regulated rate.

All regulatory solutions recover their costs either through the NYISO tariff or in accordance with the provisions of the New York Public Service Law.

Deleted: First ...6...30.../ ... [1]

Formatted: Bullets and Numbering

Deleted: Market...responses
Regulatory ...Backstop ...Solutions
Alternative ...Regulated ...Solutio ... [2]

Deleted: and on Long Island.

Deleted: Orange and Rockland
Utilities, Inc., ... and ... [3]

Deleted: Market

Deleted:

Deleted: Regulatory ...Backstop
Solutions ... [4]

Deleted: , who are responsible for
meeting those needs if the market-based
projects don't become reality.¶

Deleted: A.... deadline was set for
responsible TOs to provide Regulatory
Backstop Solutions and for ...to
Market...Responses ... [5]

Deleted: Market...or if the NYISO is
proceeding through the CRPP for the first
time, ...Alternative ...Regulated
Responses ... [6]

Deleted: Alternative ...Regulated
Responses...Market...Solutions
Regulatory ...Backstop ...Solutio ... [7]

Deleted: Market-based solutions
primarily differ from Regulatory
Backstop and Alternative Regulated
Responses in cost recovery. Market-
based project developers recover costs
through the NYISO's energy, generating
capacity and demand-side management
markets and for certain ancillary services
– some market-based and others provided
at a regulated rate....(Insert Tim Foxen
language on contracts) ... [8]

Formatted: Justified

Deleted: , whether backstop or
alternative, recover their costs through
the NYISO's tariff. However, alternate
solutions must be selected by an
appropriate regulatory agency such as
through the applicable permitting
processes as an alternate to the backstop
solution. The NYISO solely determines
whether an alternate solution meets the
reliability need. Absent an alternate
solution that meets the reliability need,
the backstop solutions would proceed as
the default, if needed, and would collect
its cost through the NYISO tariff.

Inserted: , whether backstop or
alternative, recover their costs through
the NYISO's tariff. However, alternate
solutions must be selected by an
appropriate regulatory agency such ... [9]

Deleted: All regulatory solutions,
whether backstop or alternative, recover
their costs through the NYISO's OATT .

The following timeline represents the milestones in the NYISO's process for requesting solutions to the Reliability Needs:

December 21, 2005	RNA approved by the NYISO Board of Directors and issued by the NYISO.
December 22, 2005	NYISO issues formal request for Regulatory Backstop Solutions and Market Solutions to be submitted by February 15, 2006.
February 15, 2006	The TOs submitted updated plans. Three market solutions were received; all of which were generation proposals.
March 1, 2006	The NYISO made a preliminary determination that the solutions received did not meet Reliability Needs through entire 10-year period. Alternative Regulatory Solutions requested by the NYISO.
April 17, 2006	Deadline for Alternative Regulatory Solutions to be submitted to the NYISO.
April 17, 2006	Four Alternative Regulatory Solutions received one generation proposal and three transmission proposals.

Responsible Transmission Owner Solutions

First Five Year Base Case – 2006 to 2010

Many of the solutions provided by the TOs were [previously undertaken by them and were offered as updates to the Base Case. The projects develop new transmission and generation and implement \[transmission system\]\(#\) upgrades \[and include\]\(#\) other programs to meet their systems' reliability needs.](#) These additional plans did not make the cutoff for inclusion in the NYISO's Five Year Base Case. [The TO's have informed the NYISO of their intentions to undertake these projects.](#)

These projects include:

- Demand side management commitments already made in a New York State Public Service Commission rate case;
- Transmission system projects already under construction (including the addition of capacitor (cap) banks for reactive support)
- New generators, including the Caithness combined cycle unit and the FPL off-shore wind project under contract to the Long Island Power Authority (LIPA). [\(Add specific dates\)](#)

Deleted: First

Deleted: 6

Deleted: 30

Deleted: /

Deleted: February 15, 2006 [10]

Deleted: Responsible TOs to submit an updated set of plans and Regulatory Backstop SolutionsThree market solutions were received; all were generation proposals. Combined, TOs' plans, backstop solutions and Market Solutions do not meet Reliability Needs through entire 10-year period.

Formatted: Indent: Left: 0", First line: 0"

Formatted: Normal, Justified, Don't adjust space between Latin and Asian text, Don't adjust space between Asian text and numbers

Deleted: -

Deleted: existing projects

Deleted: to

Inserted: develop new transmission and generation and

Deleted: and

Deleted: .

Formatted: Indent: Left: -0.01"

Deleted: Nevertheless and notwithstanding the outcome of the CRPP, t

Formatted: Justified

This [Table 5.1](#) summarizes the solutions provided by the Responsible TOs for the first Five Year Base Case.

Table 5.1
Summary of Transmission Owner Solutions

Updated Plans ¹	Regulated Backstop ³
<ul style="list-style-type: none"> Demand-Side Management <ul style="list-style-type: none"> 340 MW In Zone J <ul style="list-style-type: none"> Peak reduction 75 MW Balance is Special Case Resources <ul style="list-style-type: none"> 120 MW by 2009 340 MW by 2010 LIPA "Edge" Program 109 MW Transmission <ul style="list-style-type: none"> Con Edison's Sprainbrook to Sherman Creek <u>do in service in 2008</u> <ul style="list-style-type: none"> 345 kV cable M29 Project LIPA's Neptune and CSC projects treated as <u>UDRs²</u> Generation (Zone K 2009) <ul style="list-style-type: none"> Caithness 326 MW Off-Shore Wind 140 MW Cap Banks <ul style="list-style-type: none"> LIPA 746 MVARs O&R 180 MVARs <u>Installed during first five years</u> 	<ul style="list-style-type: none"> Central Hudson Capacitor Banks <ul style="list-style-type: none"> Two 50 MVAR Cap Banks CH 115 kV Planned for 2009 and 2010

1) Detail of TO plans can be found in TO planning documents and NYISO interconnection studies

2) UCAP Deliverability Rights (UDRs) result in a transmission line becoming the equivalent of generator from a resource perspective

3) Because the TO updated plans and the delay of the retirement of the Poletti generating unit met the needs for the first five years, the regulated backstop was not required to meet reliability needs

Deleted: First

Deleted: 6

Deleted: 30

Deleted: /

Deleted: table

Deleted: __

Deleted: (insert reference stating that as noted below the updated plans met the reliability needs without the regulated backstop solution for the first five years.)

Formatted: Superscript

Formatted: Superscript

Deleted: by 2010

Deleted: 2

Formatted: Bullets and Numbering

Deleted: UDRs¹

Formatted: Bullets and Numbering

Formatted: Bullets and Numbering

Deleted: Unforced

Deleted: y

Formatted: Indent: Left: 0.88", Hanging: 0.25", Tabs: 0.88", Left + 1", Left + 1.13", Left

Second Five Years – 2011 to 2015

The TOs also provided reliability needs solutions for the CRP's second five years, spanning 2011 to 2015. TOs did not submit specific projects because the timeframe was set too far in the future to determine precisely what system investments would be necessary. Since the CRPP is designed to encourage market solutions, the TOs have committed to fulfill reliability needs for New York's bulk electrical system on a generic basis from 2011-2015.

The generic solutions submitted by the responsible TOs for the second five years of the ten-year study period are presented as MW requirements in the evaluation of solutions with 250 MW beginning in 2011 and increasing to 1,500 MW by 2015.

Deleted: Moreover, identifying specific projects would also run the risk of chilling market-based projects provided to the NYISO, or that are just beginning to be under contemplation.

Deleted: First

Deleted: 6

Deleted: 30

Deleted: /

Market Solutions

Three market solutions were submitted to the NYISO. Since these solutions were submitted on a confidential basis, they were initially described in general terms only. The market solutions include a 400 MW proposal and a 550 MW proposal in Zone J (New York City), and a 250 MW proposal in Zone K (Long Island). More specifically these projects are as follows:

The 400 MW Astoria Repowering Project

Formatted: Font: Bold

The 400 MW proposal from NRG is identified as the Astoria repowering project and is scheduled to be phased in with 200 MW in service in 2008 and the remaining 200 MW in service by 2010. The project location is NYCA Zone J into the Astoria West 138kV substation and is project number 201 in the NYISO interconnection queue. The facility is designed to maximize use of existing infrastructure, including existing property and interconnections.

Formatted: Bullets and Numbering

The 550 MW Oak Point Energy Center

The 550 MW proposal from KeySpan is identified as the Oak Point Energy Center. It is project number 16 in the NYISO interconnection queue. An onsite electrical substation will be installed to connect the project via two underground 138 kV cables to Con Edison's Hell Gate substation. Scheduled in service date for this project is the fall of 2009. The project will be a nominal 550 MW combined cycle electric generating plant consisting of two GE Frame 7FA+e gas turbine generators capable of operating on natural gas, one steam turbine generator, two heat recovery steam generators (HRSG) with gas fired duct burners, Selective Catalytic Reduction (SCR) for control of nitrogen oxides (NOX), an oxidation catalyst for control of carbon monoxide (CO) and volatile organic compounds (VOC), and an exhaust stack. Ammonia used in the SCR will be 19% aqueous. The steam from the HRSG will be used to run the steam turbine, with a closed loop air-cooled condensing system acting as a direct heat sink for the steam cycle portion of the plant. The summer and winter (at 92°F and 20°F) net output ratings will be approximately 525MW and 575MW respectively.

Deleted: The project is structured to maximize use of existing plant infrastructure while staying within existing air emission permitting limits. The initial 200 MW phase proposes to meet its targeted summer 2008 in service date by taking advantage of the following:¶
Use of existing on-site oil storage for backup fuel supply;¶
Use of existing gas interconnection coupled with on-site compression and secondary fuel supply noted above;¶
Use of existing site property;¶
Use of an existing electric interconnection point with Con Edison including use of an existing generator lead; ¶
Emission levels capped at current permit levels.¶
Use of proven GE aeroderivative technology with improvements to mass flow resulting in greatly improved heat rate and emissions rate;¶
Facilitate retirement of aging units which will be at the end of their expected useful lives in 2008, and which would reduce capacity availability at this location absent their replacement with the new units. The re-powering proposes to provide a nominal net increase from the site of approximately 120 MW in 2008 and 300 MW in 2010.¶

The 250 MW Spagnoli Energy Center

The 250 MW project from KeySpan for Long Island is identified as the Spagnoli Road Energy Center. It is project number 20 in the NYISO interconnection queue and is scheduled to be in service and available for the summer of 2009. The project will be a nominal 250MW combined cycle plant consisting of one GE Frame 7FA gas turbine generator, one steam turbine generator, a heat recovery steam generator (HRSG) with Selective Catalytic Reduction (SCR) for control of nitrogen oxides (NOX), an oxidation catalyst for control of carbon monoxide (CO) and volatile organic compounds (VOC), and an exhaust stack. The steam from the HRSG will be used to run the steam turbine, with a closed loop air-cooled system acting as a direct heat sink for the condenser. The summer and winter (at 92°F and 25°F) net output ratings will be approximately 222MW and 262MW respectively. An additional output of approximately 8 MW may be realized at 92°F with air inlet evaporative cooling.

Formatted: Font: Bold

Deleted: 9

Formatted: Font: Bold

Alternative Regulated Solutions

Four alternative regulated solutions were submitted. One consisted of a generation project, and three proposals involved new or upgraded transmission facility proposals. The alternative regulated responses were as follows:

Mirant Lovett

The generation alternative regulated solution is a proposal submitted by Mirant Lovett, LLC to continue operation of at least the two coal fired units (Lovett Units 4 & 5) rather than retire them as planned. The proposal would keep two of the three units on site in operation, for a total of 365 MW of capacity. If requested by the NYISO, a third gas fired unit Lovett 3 could remain in service to provide an additional 68 MW of capacity. These retirements were originally planned for the 2007 and 2008 time frame. According to the project sponsor, the generating units proposed to remain in service would require considerable investment in their emission controls to remain operational. The owner of the projects states that the current NYISO market structure will not provide sufficient revenue to justify such investment.

New York Regional Interconnect

The first of the transmission proposals consists of the New York Regional Interconnect's high voltage direct current project ("HVDC") transmission line is project number 96 in the NYISO interconnection queue. The new line would extend from the Edic Substation in the Town of Marcy, Oneida County, to the Rock Tavern Substation in the Town of New Windsor, Orange County. The HVDC transmission system would function as a bipolar, bi-directional facility operated at a rated power flow of 1200 MW at a nominal voltage of ± 400 kV DC. The developer plans to place the project in commercial operation for the summer of 2011.

National Grid

The second transmission proposal was submitted by National Grid and consists of two parts. The first proposes to reconductor the 345 kV transmission lines that run from New Scotland to Pleasant Valley. National Grid owns the majority of the facilities involved, with Consolidated Edison owning a small portion of the line and the Pleasant Valley termination point. The Pleasant Valley substation is located in Central Hudson's franchise area. It is estimated this first component could increase the summer limit of the UPNY-SENY interface by as much as 800 MW. The second component would build a new 345 kV cable between the Sprain Brook and Rainy Substations. This project would increase the transfer capability of the Bulk Power System into Zone J significantly. Together, both project components could increase transfer capability by more than if just one or the other is undertaken. However, more in depth engineering analysis would need to be conducted to make a final determination and such an analysis is beyond the scope of the CRP.

Harbor Cable

The third transmission proposal was submitted by Harbor Cable Company II, LLC and is project number 195 in the NYISO interconnection queue. The Harbor Cable Project (HCP) will provide a 500 MW fully controllable electric transmission pathway from generation resources in the PJM

Deleted: First

Deleted: 6

Deleted: 30

Deleted: /

Deleted: The NYISO conducted only a generic analysis of these proposals. A more in depth engineering analysis would be needed to make a final determination of their impacts. Such an analysis was not conducted here because of the NYISO findings in this CRP (discussed later) that alternative regulated solutions did not need to be implemented for the current CRP to meet reliability needs within the study period.

Formatted: Font: Bold

Deleted: scheduled

Deleted: scheduled

Deleted: the

Deleted: in the emission controls

Formatted: Font: Bold

Formatted: Font: Bold

For Discussion Purposes Only

system to the New York City Zone J, via a back-to-back HVDC converter station located in New Jersey and an underground HVAC underground cable transmission system between the HVDC converter station and the Goethals substation in New York City. The HCP will be able to transmit energy in either direction, in a fully controllable manner. That is, precise amounts of power could be transmitted between the PJM and New York control areas. The project sponsor states that the HCP could be in service by June 2008, or any later date to meets the NYISO's requirements.

Deleted: First

Deleted: 6

Deleted: 30

Deleted: /

Deleted:

Deleted: (add reference being considered in other forums)

Proposed Rule Change

Section 6.1 b of Attachment Y states that a Market Participants may submit at any time optional suggestions for changes to NYISO rules or procedures which could result in the identification of additional resources or market alternatives suitable for meeting Reliability Needs. National Grid submitted a proposed change regarding how the statewide installed reserve margin should be calaculated. The issues raised by National Grid are being reviewed outside the context of the CRP by the Resource Adequacy Issues Task Force which is a joint group of the NYISO and the NYSRC.

Formatted: Justified

Deleted: First

Deleted: 6

Deleted: 30

Deleted: /

V. Transmission Security and Adequacy

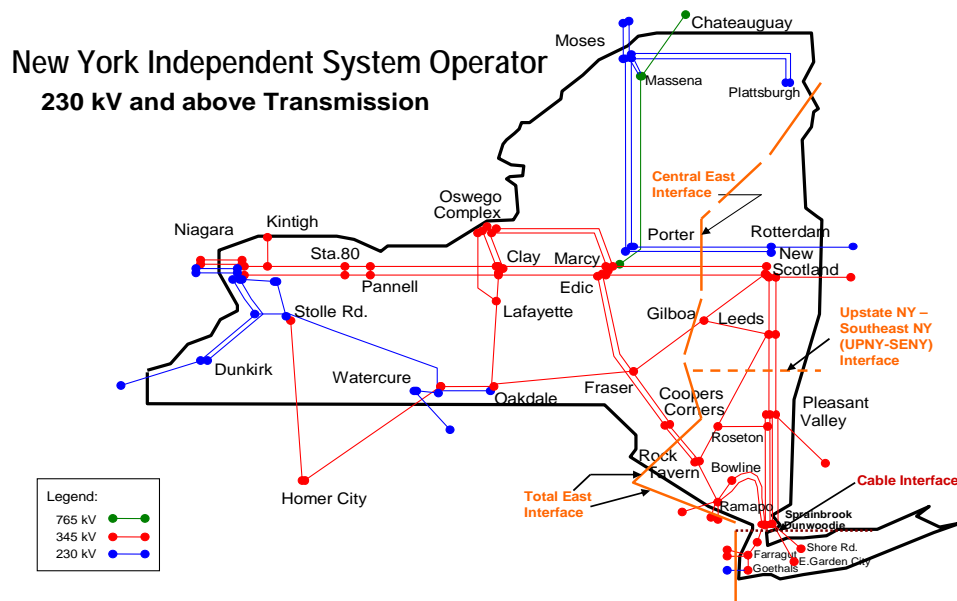
Deleted: ¶

Deleted: Section Break (Next Page)

Formatted: Bullets and Numbering

Formatted: Normal, Indent: Left: 0", First line: 0", Tabs: Not at 0.25"

The figure below displays the bulk power transmission system for the NYCA which is generally facilities 230 kV and above but does include certain 138 kV and very small number of 115 kV facilities. The balance of the facilities 138 kV and lower are considered non-bulk or sub-transmission facilities. Also, the figure displays key transmission interfaces for NY.



Transmission interfaces are groupings of transmission lines which measure the transfer capability between regions. The lines connecting Leeds and Pleasant Valley are known as the UPNY/SENY interface while the lines running south from Pleasant Valley and those from Ramapo to the cables feeding into New York City and Long Island are known as the UPNY/ConEd interface. These are the key transmission interfaces in the Hudson Valley.

Given that sufficient resources exist, transmission adequacy can be defined as the ability of the transmission system to deliver the aggregate of the generation to the aggregate load such that LOLE criteria are maintained. A loss-of-load event can occur either because sufficient resources are not available or because sufficient resources are available but cannot be delivered. The latter

would be a transmission adequacy deficiency and the former a resource adequacy deficiency. Standard industry practice has been to address transmission adequacy (i.e., load deliverability) and resource adequacy independent of each other. These assessments are conducted simultaneously through use of the GE MARS model as was briefly described in the Section III of this report, and the iterative solution process evaluating both transfer capability and LOLE.

Deleted: First

Deleted: 6

Deleted: 30

Deleted: /

Deleted: (Modify to address Ken Lotterhos issue)

Inserted: (Modify to address Ken Lotterhos issue)

A key input into the MARS model is the emergency⁸ transfer capability of key interfaces. The ability of the transmission system to deliver capacity and energy is a function of available generation and system security constraints. The inability of the system to deliver capacity is a reliability issue while the inability to deliver energy is a congestion or economic concern. System security is evaluated through contingency analysis. Contingency analysis involves the assessment of the loss of one or more system elements to determine the performance of the system and specific elements of the system with respect to the reliability criteria. The performance of the system and its elements are evaluated with respect to the thermal, voltage and stability reliability criteria. The most limiting of the criteria establishes the transfer limit for a group of lines that make up an interface.

Formatted: Normal, Justified, Don't adjust space between Latin and Asian text, Don't adjust space between Asian text and numbers

Historically, the transmission interfaces in the Hudson Valley have been limited by thermal criteria. However, as indicated by the study results, robust load growth, modest resource additions, planned retirements, changes in neighboring systems, and changes in the transmission system network such as the addition of the series reactors in the New York City cable system together will result in reduced transfer capability. The reduced capability is the result of having to limit power transfers in the transmission network through the Lower Hudson Valley in order to remain compliant with voltage reliability criteria. The study results show that voltage based emergency transfer limits were more limiting than either limits based on thermal or stability criteria.

Deleted:

Deleted: with

Deleted:

Deleted:

Deleted: and

Deleted: the series reactors

Inserted: the series reactors together will

Deleted: have

Deleted: ed

Deleted: the degradation

Inserted: ation

Deleted: ing

Deleted: of voltage performance of the transmission system in

Deleted:

Deleted: over time (i.e., for the same

Deleted: power transfer the voltage profile is lower).

Inserted: .

Deleted: t

Deleted: o an extent that (historical) thermal transfer capability are not as limiting as voltage constrained transfer capability.

Deleted: s

Deleted: ,

Deleted: and p

Deleted: no net increase

Deleted: ,

Deleted: and t

Deleted: (thermally limited)

Deleted: (Mayer to provide footnote)

Deleted: impacted

The criteria used for future resources to be included in the baseline result in generation additions only in New York City early in the Study Period, and none later in the period. Planned generation retirements occur during the Study Period. As a result of additional load and a projected net decrease in resources in the Hudson Valley, voltage criteria become binding for the transmission facilities in the Lower Hudson Valley. Transfer capabilities into New York City are 3,700 MW (thermally limited) in the beginning of the Study Period and decline to 2,200 MW by the end of the first Five Year Base Case or 2010 as a result of voltage constraints.

This significant reduction in transfer capability manifests itself as an increase in resource adequacy requirements or MW because of the reduced capability of the transmission system to deliver capacity to the load downstream of the constraints. The reduced transfer capability is necessary to secure the system from voltage collapse. The NYISO also observed degradation in the underlying (non-bulk) power system voltage performance, and the overall load power factor.

The sub-zone most affected was the Orange and Rockland's non-bulk system after the planned

⁸ The LOLE study utilizes emergency transfers since a loss of load event only is executed after available emergency measures are first invoked.

⁹ Network modeling changes which included full utilization of the Consolidated Edison phase angle regulators, the TOs updated plans and changes in neighboring systems resulted in the I to J transfer limits being able to be increased by 1,300 MW by 2010 in the solution phase from that observed in the RNA.

retirement of the Lovett¹⁰ generating units. The retirement of generating capacity not only results in the loss of MW capability but also dynamic reactive capability.

Deleted: First

Deleted: 6

Deleted: 30

Deleted: /

Deleted: ¶
¶

Transmission System Short Circuit Assessment

The short circuit assessments that was done in the RNA were updated to include the three types of solutions that were evaluated for this Comprehensive Reliability Planning Process. The methodology employed was the same as used for the RNA as described in the “NYSIO Guideline for Fault Current Assessment,” contained in Appendix B of the RNA supporting document. The ratings and bus monitored list was the same as that being used for the most current ATRA fault current assessment for ease of comparison. The fault levels arising from the implementation of the updated TO plans were compared against the most recent ATRA fault levels to determine if breakers would become over-dutied. The market solutions and alternative regulated solutions were added incrementally to the updated TO plans and individually assessed for fault duty. Assumptions were made as to the exact locations for the solutions in the second five years that will greatly impact the fault levels calculated. Based on the locations assumed for the solutions, fault duties in all three cases did not indicate any additional over-dutied breakers over those in the most recent ATRA. Tables showing the details of the fault duty assessment can be found in the Appendices.

Formatted: Bullets and Numbering

Formatted: Normal

Formatted: Normal

¹⁰ In the solution phase Orange and Rockland provided solutions that to some extent mitigate the adverse impact of the retirement of the Lovett generating units.

VI Evaluation of Solutions

Evaluation of solutions is covered by Section 7 of Attachment Y of the OATT with 7.1 describes the process for the evaluation of the regulated backstop solutions submitted by the Responsible Transmission Owners, 7.2 describes the process for the evaluation of market-based solutions and finally 7.3 describes the process for the evaluation of alternative regulated solutions.

Responsible Transmission Owners Solutions

As stated in the request for solutions to the reliability needs many of the solutions provided by the TOs were projects previously undertaken by the TOs to implement upgrades or the construction of new transmission and programs to meet their local systems' reliability needs. The updated TO plans were incorporated as updates to the RNA Base Case. These additional updates did not make the cutoff for inclusion in the NYISO's Five Year Base Case. Nevertheless, the TOs have informed the NYISO of their intentions to undertake these projects, notwithstanding the outcome of the CRPP. Taking together these projects represent a substantial investment in the bulk power facilities in New York State.

In addition, TOs did not submit specific projects for the second five year because the timeframe was set too far in the future to determine precisely what system investments would be necessary. Further, the CRPP is designed to encourage market solutions and therefore, the TOs have committed to fulfill reliability needs for New York's bulk electrical system on a generic basis from 2011-2015 in anticipation of market solutions being proposed.

As a result, the evaluation of the Responsible Transmission Owner Solutions is divided into two separate five year periods.

1. First Five Year Base Case:

The first step in evaluating the effectiveness of the proposed solutions is their impact on the transfer capability of the transmission system. As identified in the RNA and discussed in the transmission security and adequacy section, load growth in Southeast New York (SENY) and its impact on the voltage performance of the transmission system resulted in significant reduction in the capability of the bulk power transmission system to deliver power reliably to the cable system feeding Long Island and New York City. This impact manifest itself as increased needs in SENY.

The Responsible TOs updated plans, included the installation of capacitor banks which help improve the voltage performance of the transmission system. Some elements of the TO plans are designed to primarily address local reliability issues but also provides benefits to the bulk power system as well. Local reliability issues are generally outside the scope of the CRPP and are addressed by the transmission owner of those facilities subject to appropriate regulatory oversight. Also, the modeling of the New York City phase angle regulators (PARs) and some of the shunt reactors was updated to reflect full utilization of the PARs and operation of the shunt reactors consistent with the operating protocol. The other major change was the deferred retirement for one year of the Charles

Deleted: First
Deleted: 6
Deleted: 30
Deleted: /
Formatted: Bullets and Numbering
Deleted: [to be added]
-----Section Break (Next Page)-----
Deleted: being
Deleted: Regulated
Deleted: Backstop
Deleted: Solutions
Deleted: being
Deleted: Market
Deleted: B
Deleted: Proposal
Deleted: being
Deleted: Alternative
Deleted: Regulated
Deleted: Responses
Deleted: in the
Deleted: pre-existing
Deleted:
Deleted: and
Deleted: which are
Inserted: which are
Deleted: plans
Deleted: Moreover, identifying specific projects would also run the risk of chilling market-based projects provided to the NYISO, or that are just beginning to be under contemplation.
Deleted: Since
Deleted: ,
Formatted: Justified

Formatted	... [11]
Deleted: solutions	
Deleted: bulk	
Inserted: bulk	
Deleted: but do not address th	... [12]
Inserted: but do not address th	... [13]
Deleted: L	
Inserted: L	
Deleted: are	
Inserted: are outside the scope	... [14]
Deleted: h	

For Discussion Purposes Only

A Poletti generating unit from 2008 until 2009¹¹. Incorporating these changes and network upgrades in New York and neighboring control areas results in an improvement in the transmission capability in the Lower Hudson Valley. Table 7.1 below presents the first Five Year Base Case solution transmission system transfer capability.

Table 7.1
Transmission System Transfer Limits for Key Interfaces in MW

Interface	Year				
	2006	2007	2008	2009	2010
Central East	2850 ^V	2850 ^V	2850 ^V	2850 ^V	2850 ^V
F-G	3425 ^T	3425 ^T	3425 ^T	3425 ^T	3425 ^T
UPNY/CE	4700 ^V	4600 ^V	4300 ^V	4400 ^V	4200 ^V
I-J	3700 ^V	3400 ^V	3000 ^V	3775 ^V	3500 ^V
I-K	1270 ^T	1270 ^T	1270 ^T	1270 ^T	1270 ^T
I-J&K	4950 ^V	4200 ^V	4250 ^V	4150 ^V	3775 ^V

The primary observation is that the transfer capability has improved significantly from the baseline. As an example, I-J or from the cable interface into New York City has improved from 2,200 MW to 3,500 in the solution case.

These updated transfer limits were incorporated into the MARS model along with the proposed resource additions. The LOLE results are presented in the Table 7.2 entitled: "Base Case Load and Resource Table with TO System Updates". As can be seen in the table the TO updated plans in conjunction with the deferred retirement of the Poletti unit meet resource adequacy requirement through 2010 or the first Five Year base Case. Table 7.2 a presents the LOLE results by zone.

Deleted: First

Deleted: 6

Deleted: 30

Deleted: /

Deleted: As a result, the retirement of the unit was deferred until 2009

Deleted: .

Deleted: modeling refinements

Deleted: ¶

¶

Formatted: Font: Bold, Font color: Red

Formatted: Justified

Deleted: Load and Resource Table with TO Base Case Solutions

Deleted: solutions

¹¹ As stipulated in the Article X certificate for the NYPA Astoria 500MW combined cycle plant, NYPA can keep the Poletti unit in service if the NYISO determines that the retirement of the unit will result in the load to capacity ratio in New York City falling below 80%. The NYISO made the determination that the retirement of the unit in 2008 would result in the NYC zone load and capacity ratio will be less than 80%. Pursuant to the its Article X certificate for the new NYPA Astoria CC, NYPA informed the parties to the proceeding before the Siting Board that the Existing Poletti Unit would not retire in 2008.

Table 7.2
Base Case Load and Resource Table with TO System Updates

Year	2006	2007	2008	2009	2010
Peak Load					
NYCA	32,400	32,840	33,330	33,740	34,125
Zone J	11,505	11,660	11,805	11,935	12,015
Zone K	5,320	5,410	5,500	5,580	5,680
Resources					
NYCA "Capacity"	39,420	39,160	38,679	38,260	38,260
"-SCR"	1084	1084	1084	1189	1349
"-UDR"	330	990	990	990	990
Total	40,834	41,234	40,753	40,439	40,599
Zone J "Capacity"	10,102	10,102	10,102	9,217	9,217
"-SCR"	172	172	172	277	437
"-UDR"	0	0	0	0	0
Total	10,274	10,274	10,274	9,494	9,654
Zone K "Capacity"	5,340	5,340	5,340	5,806	5,806
"-SCR"	207	207	207	207	207
"-UDR"	330	990	990	990	990
Total	5,877	6,537	6,537	7,003	7,003
NYCA Reserve Margin %	126.0%	125.6%	122.3%	119.9%	119.0%
Zone J Res/Load/ Ratio	89.3%	88.1%	87.0%	79.5%	80.3%
Zone K Res/Load Ratio	110.5%	120.8%	118.9%	125.5%	123.3%
NYCA LOLE	0.002	0.001	0.020	0.047	0.099

Deleted: First
Deleted: 6
Deleted: 30
Deleted: /
Deleted: Base Case Solutions

Table 7.2 a

NYCA LOLE Table for the Five Year Base Case

With TO System Updates

LOLE (probability of occurrences in days per year)

AREA	2006	2007	2008	2009	2010
Zone-A thru Zone-F (Upstate NY)	0.000	0.000	0.000	0.000	0.000
Zone-G(Hudson Valley or SENY ¹²)	0.000	0.000	0.000	0.000	0.000
Zone-H(Hudson Valley or SENY)	0.000	0.000	0.000	0.001	0.004
Zone-I(Hudson Valley or SENY)	0.000	0.000	0.002	0.013	0.035
Zone-J(New York City or SENY)	0.001	0.001	0.019	0.043	0.088
Zone-K(Long Island or SENY)	0.001	0.000	0.000	0.001	0.000
NYCA	0.002	0.001	0.020	0.047	0.099

Formatted: Centered
Formatted Table
Formatted: Indent: Left: 0.34"
Formatted: Indent: Left: 0.34"
Formatted: Indent: Left: 0.34"
Formatted: Indent: Left: 0.34"
Formatted: Indent: Left: 0.34"
Formatted: Indent: Left: 0.34"
Formatted: Indent: Left: 0.34"
Formatted: Justified

A sensitivity analysis was conducted to determine the LOLE benefit of deferring the Poletti unit by one year. The Poletti unit has a significant impact on the NYCA LOLE. In the initial analysis indicated in Table 7.1, it was assumed that the Poletti unit retirement was deferred until 2009. If the Poletti unit was to retire in 2008, the NYCA LOLE would increase from 0.020 to 0.191.

¹² Southeast New York which is that part of the New York Power System that includes the lower Hudson Valley, New York City and Long Island

Deleted: First

Deleted: 6

Deleted: 30

Deleted: /

2. Second Five Years

As previously discussed, the Responsible TOs offered generic solutions for the second five years. Table 7.3 below presents the level of generic MW needed to maintain compliance with resource adequacy criteria while Table 7.3 a presents the LOLE results by zone. These generics would primarily need to be located in load zones G through J in order to fulfill the reliability needs. It should be viewed as indicative of the MW of specific solutions that would be required but could change depending on the specific solutions that were proposed.

Deleted: responsible

Deleted: The MW are cumulative.

Table 7.3
Base Case Load and Resource Table
with TO System Updates and Generic Solutions

Deleted: Base Case

Year	2011	2012	2013	2014	2015
Peak Load					
NYCA	34,505	34,825	35,105	35,345	35,595
Zone J	12,142	12,219	12,351	12,484	12,573
Zone K	5,779	5,879	5,981	6,085	6,112
Resources					
NYCA "Capacity"	38,510	39,010	39,260	39,510	39,760
"-SCR"	1349	1349	1349	1349	1349
"-UDR"	990	990	990	990	990
Total	40,849	41,349	41,599	41,849	42,099
Zone J "Capacity"	9,467	9,467	9,717	9,967	10,217
"-SCR"	437	437	437	437	437
"-UDR"	0	0	0	0	0
Total	9,904	9,904	10,154	10,404	10,654
Zone K "Capacity"	5,806	5,806	5,806	5,806	5,806
"-SCR"	207	207	207	207	207
"-UDR"	990	990	990	990	990
Total	7,003	7,003	7,003	7,003	7,003
NYCA Reserve Margin %	118.4%	118.7%	118.5%	118.4%	118.3%
Zone J Res/Load/ Ratio	81.6%	81.1%	82.2%	83.3%	84.7%
Zone K Res/Load Ratio	121.2%	119.1%	117.1%	115.1%	114.6%
NYCA LOLE	0.092	0.050	0.099	0.098	0.093
Generic Additions (MWs)	250	500	250	250	250

Formatted Table

Deleted: Solutions

Deleted: 750

Deleted: 1000

Deleted: 1

Deleted: 1500

Table 7.3 a

NYCA LOLE Table for the Second Year Base Case

With TO System Updates and Generic Solutions

LOLE (probability of occurrences in days per year)

AREA	2011	2012	2013	2014	2015
Zone-A thru Zone-F (Upstate NY)	0.000	0.000	0.000	0.000	0.000
Zone-G(Hudson Valley or SENY)	0.000	0.000	0.000	0.001	0.001
Zone-H(Hudson Valley or SENY)	0.003	0.002	0.004	0.005	0.003
Zone-I(Hudson Valley or SENY)	0.061	0.038	0.072	0.061	0.044
Zone-J(New York City or SENY)	0.079	0.042	0.073	0.077	0.073
Zone-K(Long Island or SENY)	0.002	0.004	0.007	0.008	0.010
NYCA	0.092	0.050	0.099	0.098	0.093

3. Assessment of Responsible TO Regulatory Backstop Solutions

Although the solutions meet the needs through 2010, the fact that LOLE is not much below 0.1 implies there is not much room for slippage in resource additions or higher than expected load growth¹³, particularly in Zone J (New York City). In addition, once a generic solution becomes an identified need in the first Five Year Base Case, the lead time for a specific regulated backstop solution would be limited to five years or less. In addition, the solutions for the first Five Year Base Case provided by the TOs results in a changing resource mix that includes an increasing proportion of special case resources as well as increasing use of resources located in neighboring control area. This changing resource mix might result in a need to review operational practices.

The timeframe within which a regulated backstop solution would be implemented will be used by the NYISO to establish a benchmark to determine whether market based solutions would meet the reliability needs in a timely manner and whether an alternative regulated solution would be considered for evaluation. The NYISO has determined that the single backstop solution which was submitted as part of the first Five Year Base Case was not required to maintain LOLE criteria for the first Five Year Base Case. Therefore, the NYISO determined there was not a basis to establish a benchmark based on the regulated backstop solution submitted except to identify that a need may exist for specific solutions beyond 2010 to maintain system reliability for the second five years. Since the CRPP is a constant process, the system will be reviewed again, and in fact the 2006 RNA study is already underway.

The graph below presents the installed resource margin that results from the TOs updated plans for the first Five Year Base Case, the deferred retirement of the Poletti unit and the generic requirements for the second five years. The installed resource margin is a generally accepted measure of the level of resources needed to maintain reliability. The

¹³ For instance, the 2006 Load and Capacity Data report contains an updated forecast which close to 3% higher than the forecast used in the current CRPP. The higher load forecast will be addressed in the next round of the CRPP.

Deleted: First

Deleted: 6

Deleted: 30

Deleted: /

Formatted: Centered

Formatted Table

Formatted: Centered

Formatted: Centered

Formatted: Centered

Formatted: Centered

Formatted: Centered

Formatted: Centered

Formatted: Centered

Deleted: This changing resource mix might result in a need to review operational practices.¶

Deleted: reserve

Deleted: reserve

For Discussion Purposes Only

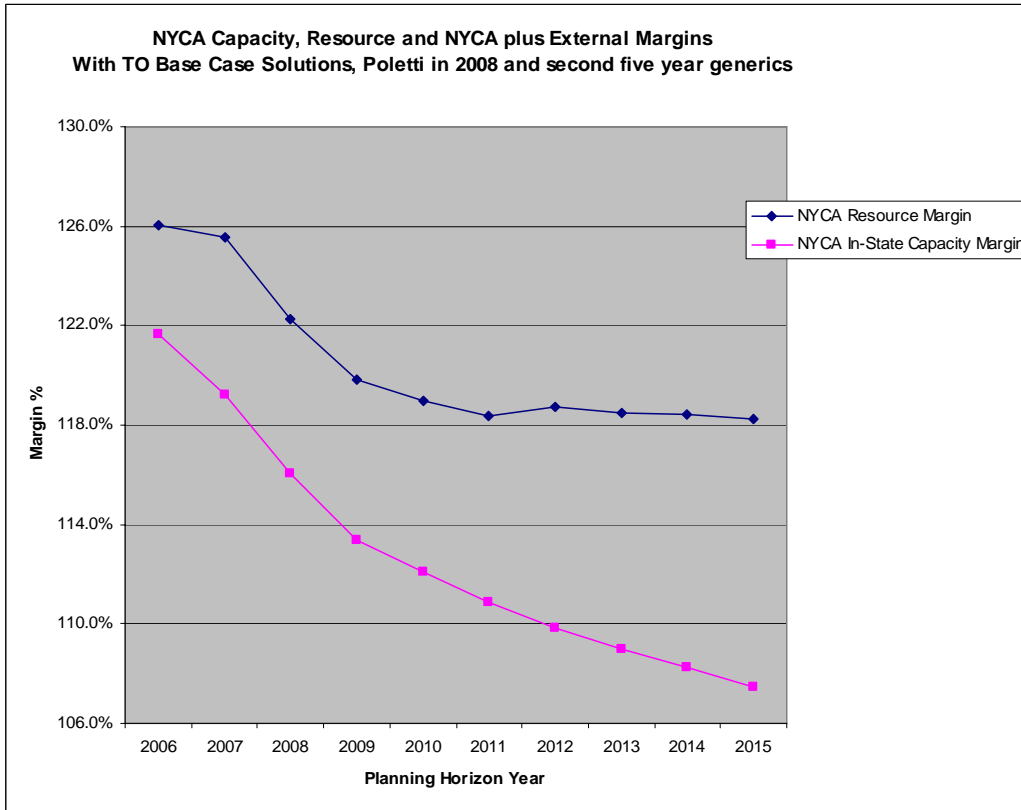
graph also displays the in-state capacity margin as well as the NYCA resource margin plus externals. While updated annually, the statewide installed reserve margin has been 118% since year 2000.

Deleted: First

Deleted: 6

Deleted: 30

Deleted: /



Deleted: First

Deleted: 6

Deleted: 30

Deleted: /

Market Solutions

Three Market proposals one from NRG, and two from KeySpan, were submitted in response to NYISO's request for market-based solutions. The 400 MW NRG project and the 550 MW KeySpan project are proposed for New York City (Zone J). The KeySpan 250 MW project is proposed for Long Island (Zone K). These projects are proposed service between 2008 and 2010. Below are the Load and Resource tables that present the benefit to LOLE of the Market Proposals in conjunction with the TO updated plans and the deferred retirement of the Poletti unit. The Load and Resource tables are presented for the first Five Year Base Case and then for the second five years. The second five years does not include the TO generic solutions.

The transfer limits utilized to evaluate for the Market Proposals are the same as for the evaluation of the TO updated plans. The proposed market solutions are generators located within Zones J and K. They provided reactive compensation within these zones but do not provide any additional benefits to increase transfer limits into these zones.

Deleted: solutions

1. First Five Year Base Case

Table 7.4 below presents the Load and Resource table with the TO Base Case Solutions, the deferred retirement of the Poletti unit and the Market proposals for the first Five Year Base Case.

Table 7.4
Base Case Load and Resource Table
with TO Updates, Deferred Retirement of Poletti and Market Solutions

Year	2006	2007	2008	2009	2010
Peak Load					
NYCA	32,400	32,840	33,330	33,740	34,125
Zone J	11,505	11,660	11,805	11,935	12,015
Zone K	5,320	5,410	5,500	5,580	5,680
Resources					
NYCA "Capacity"	39,420	39,160	38,799	38,602	39,307
"-SCR"	1084	1084	1084	1189	1349
"-UDR"	330	990	990	990	990
Total	40,834	41,234	40,873	40,781	41,646
Zone J "Capacity"	10,102	10,102	10,222	9,337	10,042
"-SCR"	172	172	172	277	437
"-UDR"	0	0	0	0	0
Total	10,274	10,274	10,394	9,614	10,479
Zone K "Capacity"	5,340	5,340	5,340	6,028	6,028
"-SCR"	207	207	207	207	207
"-UDR"	330	990	990	990	990
Total	5,877	6,537	6,537	7,225	7,225
NYCA Reserve Margin %	126.0%	125.6%	122.6%	120.9%	122.0%
Zone J Res/Load/ Ratio	89.3%	88.1%	88.0%	80.6%	87.2%
Zone K Res/Load Ratio	110.5%	120.8%	118.9%	129.5%	127.2%
NYCA LOLE	0.002	0.001	0.007	0.039	0.004
Market Additions MW	0	0	200	250	750

Deleted: Base Case Solutions

Deleted: (add footnote: includes retirement of Poletti)¶

Inserted: (add footnote: includes retirement of Poletti)

Inserted: ¶

Deleted: ¶

Second Five Years

Table 7.5 below presents the Load and Resource table with the TO Base Case Solutions, and the Market proposals for the second five years. Table 7.5 a presents the zonal LOLE results for the second five years.

Table 7.5
Base Case Load and Resource Table with
TO System Updates and Market Solutions

Year	2011	2012	2013	2014	2015
Peak Load					
NYCA	34,505	34,825	35,105	35,345	35,595
Zone J	12,142	12,219	12,351	12,484	12,573
Zone K	5,779	5,879	5,981	6,085	6,112
Resources					
NYCA "Capacity"	39,307	39,307	39,307	39,307	39,307
"-SCR"	1349	1349	1349	1349	1349
"-UDR"	990	990	990	990	990
Total	41,646	41,646	41,646	41,646	41,646
Zone J "Capacity"	10,042	10,042	10,042	10,042	10,042
"-SCR"	437	437	437	437	437
"-UDR"	0	0	0	0	0
Total	10,479	10,479	10,479	10,479	10,479
Zone K "Capacity"	6,028	6,028	6,028	6,028	6,028
"-SCR"	207	207	207	207	207
"-UDR"	990	990	990	990	990
Total	7,225	7,225	7,225	7,225	7,225
NYCA Reserve Margin %	120.7%	119.6%	118.6%	117.8%	117.0%
Zone J Res/Load/ Ratio	86.3%	85.8%	84.8%	83.9%	83.3%
Zone K Res/Load Ratio	125.0%	122.9%	120.8%	118.7%	118.2%
NYCA LOLE	0.01	0.022	0.047	0.094	0.164
Market Additions MW	0	0	0	0	0

Table 7.5 a

NYCA LOLE Table for the Second Year Base Case

With TO System Updates and Market Solutions

LOLE (probability of occurrences in days per year)

<u>AREA</u>	<u>2011</u>	<u>2012</u>	<u>2013</u>	<u>2014</u>	<u>2015</u>
<u>Zone-A thru Zone-F (Upstate NY)</u>	0.000	0.000	0.000	0.000	0.000
<u>Zone-G(Hudson Valley or SENY)</u>	0.000	0.000	0.000	0.002	0.004
<u>Zone-H(Hudson Valley or SENY)</u>	0.001	0.003	0.001	0.003	0.006
<u>Zone-I(Hudson Valley or SENY)</u>	0.005	0.012	0.025	0.047	0.086
<u>Zone-J(New York City or SENY)</u>	0.007	0.017	0.038	0.079	0.134
<u>Zone-K(Long Island or SENY)</u>	0.000	0.001	0.003	0.003	0.006
<u>NYCA</u>	0.010	0.022	0.047	0.094	0.164

2. Assessment of the Market Proposals

Given the updated TO plans, deferred retirement of the Poletti unit and current load forecast, the Market Proposal are not required to maintain LOLE criteria for the first Five Year Base Case but are necessary for the second five year period for maintaining LOLE criteria, in particular, the New York City projects. Because of planning uncertainties and clearly identified needs for the second five years, the NYISO believes that these projects should maintain their current in service schedules.

However, the NYISO has identified two areas of concern with respect to these projects going forward and their potential overall benefits. The first is, although these developers have significant financial resources available to them, the proponents of market-based generation solutions also stated that in addition to market revenues their viability may depend upon entry into long-term contracts for the sale of their output. These facts indicate that some market participants may not be anticipating sufficient revenues from the NYISO's markets to undertake investment in facilities needed to maintain bulk power system reliability.

The second concern with these projects is their point of interconnection. Both of these projects are proposing to connect to Consolidated Edison's 138 kV system. There have been a significant number of recent capacity additions to the New York City 138 kV system in the vicinity of Astoria, Queens. Additional capacity being added to the 138 kV system could potentially raise some load deliverability issues that have not been evaluated as part of this CRP. This is an issue that may need to be looked at more carefully in the next CRP. However, it should be noted that the issue of capacity deliverability is currently under review by the NYISO Interconnection Issues Task Force.

The graph below presents the installed resource margin that results from the TOs updated plans for the first Five Year Base Case, the deferred retirement of the Poletti unit and the Market Proposals for the full ten year Study Period. The installed resource margin is a generally accepted measure of the level of resources needed to maintain reliability. The graph also displays the NYCA in-state capacity margin and the resource margin including externals. The current installed reserve/resource margin which is updated annually for New York is 118%. Also, below are graphs that present the resource to load ratios for New York City and Long Island. The current minimum locational requirements are 80% and 99% respectively.

Deleted: First

Deleted: 6

Deleted: 30

Deleted: /

Formatted: Bullets and Numbering

Deleted: (Carl and John to revise language)

Inserted: (Carl and John to revise language)

Formatted: Justified

Deleted: it is the NYISO view that the probability of these projects moving forward on their current schedule is highly dependent on a purchase power agreement (PPA) or off-take contract. Absent a PPA, it is the NYISO view that the capacity market would have to be in a near shortage condition before these projects are finally committed to.¶

Deleted:

Deleted: will

Deleted: addressed

Deleted: reserve

Deleted: reserve

Deleted: capacity

Deleted: .

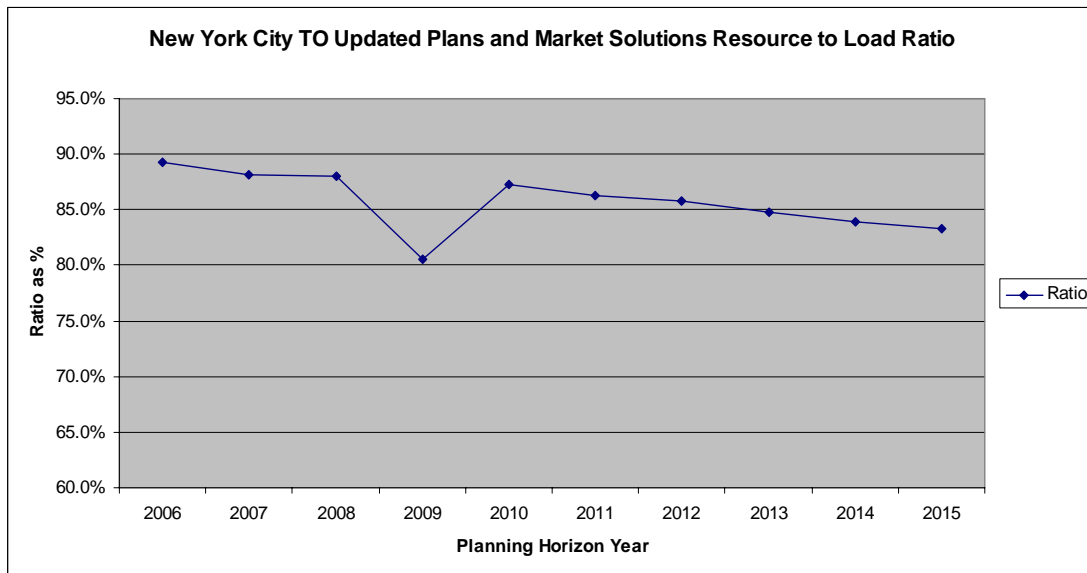
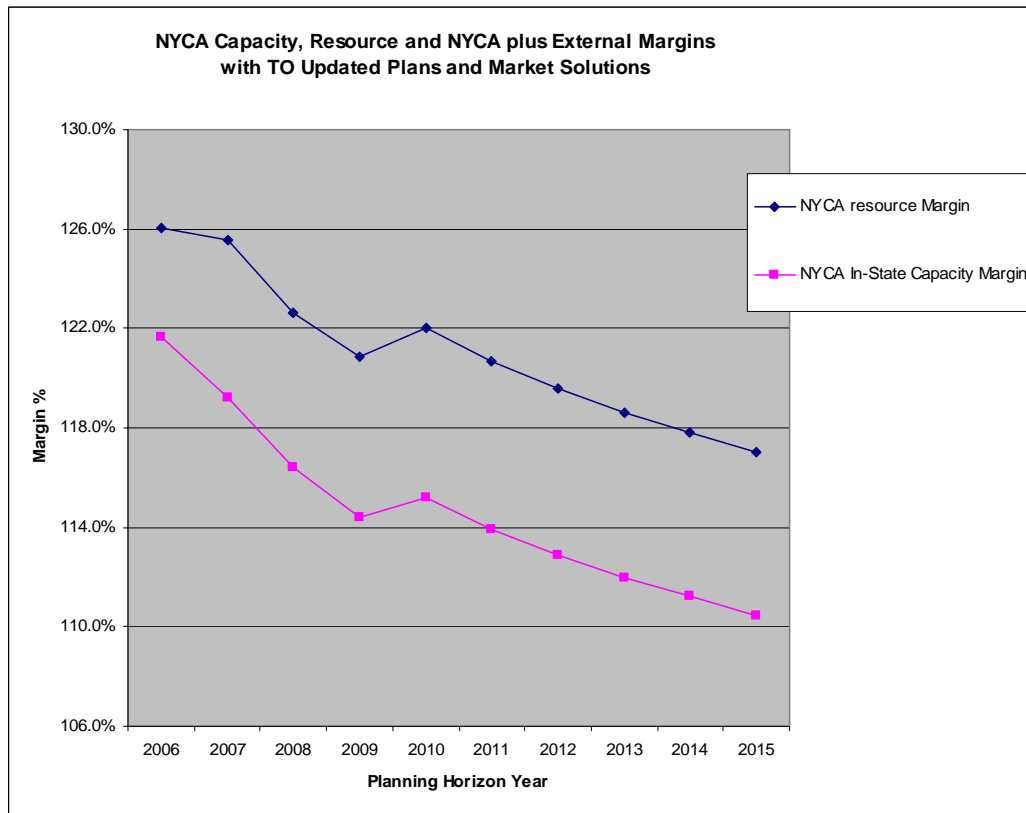
Deleted: ¶
¶

Deleted: First

Deleted: 6

Deleted: 30

Deleted: /

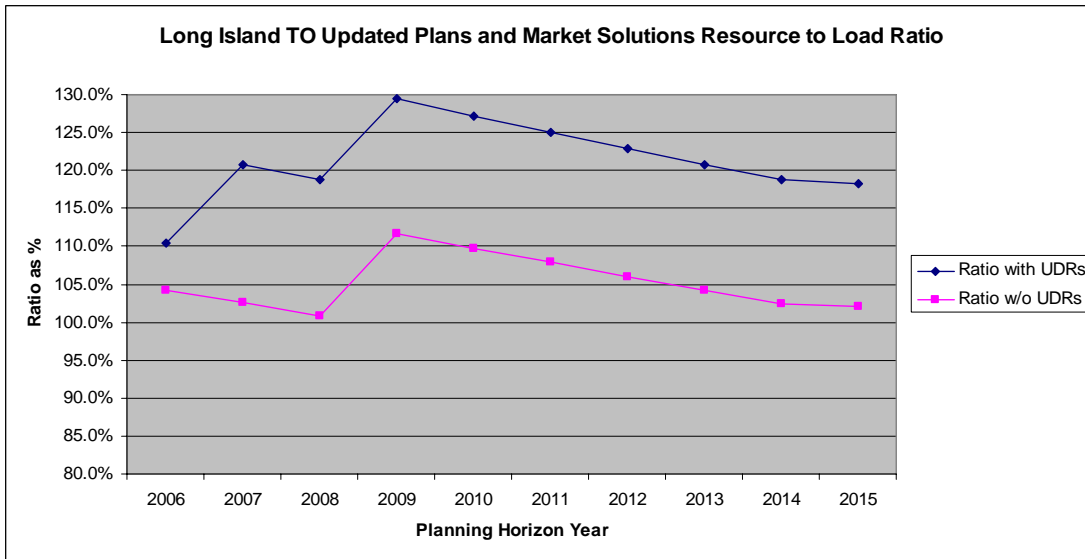


Deleted: First

Deleted: 6

Deleted: 30

Deleted: /



Evaluation of Alternative Regulated Responses

Having determined that the initial set of TO updated plans and Market Proposals did not meet the needs for the entire ten year Study period, the NYISO initiated a request for alternative regulated responses to meet the needs identified in the second five year period. As discussed previously, four alternative regulated responses were submitted. The responses consisted of one generation proposal and three transmission proposals. Below is an evaluation of the generation alternative followed by an evaluation of the transmission alternatives. An in-depth review of each of the transmission proposals was not possible because these projects were in the early stages of development and the NYISO had determined that none of the alternative would required at this time. As a result, the NYISO conducted a generic analysis of the reliability benefits of increasing transfer capability between upstate New York and downstate New York by evaluating the reliability benefits as measured by LOLE of adding transfer capability to the transmission system.

1. Regulated Generation Alternative.

The regulated generation alternative is a proposal by Mirant Lovett, LLC to keep the Lovett coal fired units 4 & 5 in service by upgrading the emission controls for the units. The Load and Resource Table 7.7 below present the impact of the Lovett units remaining in service for the second first years. Also, Table 7.7 a presents the LOLE results by zone for the second five years. The generator alternative was evaluated in conjunction with the TO updated plans and Market Proposals.

Table 7.7
Base Case Load and Resource Table with TO System Updates, Market Proposals and Generation Alternative for the second five years

Year	2011	2012	2013	2014	2015
Peak Load					
NYCA	34,505	34,825	35,105	35,345	35,595
Zone J	12,142	12,219	12,351	12,484	12,573
Zone K	5,779	5,879	5,981	6,085	6,112
Resources					
NYCA "Capacity"	39,672	39,672	39,672	39,672	39,672
"-SCR"	1349	1349	1349	1349	1349
"-UDR"	990	990	990	990	990
Total	42,011	42,011	42,011	42,011	42,011
Zone J "Capacity"	10,042	10,042	10,042	10,042	10,042
"-SCR"	437	437	437	437	437
"-UDR"	0	0	0	0	0
Total	10,479	10,479	10,479	10,479	10,479
Zone K "Capacity"	6,028	6,028	6,028	6,028	6,028
"-SCR"	207	207	207	207	207
"-UDR"	990	990	990	990	990
Total	7,225	7,225	7,225	7,225	7,225
NYCA Reserve Margin %	121.8%	120.6%	119.7%	118.9%	118.0%
Zone J Res/Load/ Ratio	86.3%	85.8%	84.8%	83.9%	83.3%
Zone K Res/Load Ratio	125.0%	122.9%	120.8%	118.7%	118.2%
NYCA LOLE	0.005	0.011	0.019	0.049	0.068

Deleted: First
Deleted: 6
Deleted: 30
Deleted: /
Deleted: ¶ ... [15]
Deleted: solutions
Formatted ... [16]
Deleted: in order to meet State ... [17]
Deleted: tables (
Deleted: s
Deleted: 7.6
Deleted: and
Deleted:)
Deleted:
Deleted: on the NYCA LOLE ... [18]
Deleted: ¶ ... [19]
Inserted: (Remove)
Deleted: Year ... [20]
Formatted ... [21]
Formatted ... [22]
Deleted: ¶ ... [23]
Deleted: Base Case Solutions
Formatted ... [24]
Formatted ... [25]
Formatted ... [26]
Formatted ... [27]
Formatted ... [28]
Formatted ... [29]
Formatted ... [30]
Formatted ... [31]
Formatted ... [32]
Formatted ... [33]
Formatted ... [34]
Formatted ... [35]
Formatted ... [36]
Formatted ... [37]
Formatted ... [38]
Formatted ... [39]
Formatted ... [40]
Formatted ... [41]
Formatted ... [42]
Formatted ... [43]
Formatted ... [44]
Formatted ... [45]
Formatted ... [46]

Deleted: First

Deleted: 6

Deleted: 30

Deleted: /

Table 7.7 a

NYCA LOLE Table for the Second Year Base Case

With TO System Updates, Market Solutions and Generation Alternative

LOLE (probability of occurrences in days per year)

AREA	2011	2012	2013	2014	2015
Zone-A thru Zone-F (Upstate NY)	0.000	0.000	0.000	0.000	0.000
Zone-G(Hudson Valley or SENY)	0.000	0.000	0.001	0.000	0.001
Zone-H(Hudson Valley or SENY)	0.000	0.001	0.002	0.002	0.003
Zone-I(Hudson Valley or SENY)	0.003	0.004	0.009	0.025	0.045
Zone-J(New York City or SENY)	0.004	0.009	0.015	0.041	0.053
Zone-K(Long Island or SENY)	0.000	0.001	0.001	0.002	0.004
NYCA	0.005	0.011	0.019	0.049	0.068

Formatted Table

The generation alternative results in both increased capacity in Zone G or SENY below the Leeds Pleasant Valley congestion point and provides additional dynamic reactive power capability. The additional reactive capability increases the transfer limits across the UPNY/CE and I-J transmission interfaces by approximately 200 MW and improves the voltage performance of the transmission system in the local area. In addition, the alternative improves NYCA LOLE, contributes to LOLE criteria being maintained throughout the entire 10 year study period and helps maintain a more diverse fuel mix.

Formatted: Justified

Deleted: EED

Deleted: results in an

Deleted: in

Deleted: of

Deleted: the additional reactive capability helps address a local or non-bulk reliability violation that the NYISO had observed

Deleted: Finally,

Deleted: results in

Deleted: .

Deleted: Given

Deleted: this fact, the time constraints of the CRP and

Deleted: re

Deleted: proposal

Deleted: to evaluate against,

Deleted: specifically

2. Alternative Transmission Responses

As discussed, the NYISO received three alternative transmission responses. Two of these projects were all in the early stages in the NYISO interconnection process and the other was not in the queue. Based on updated information and modeling, the NYISO determined there was no need to require a regulated backstop solution. As a result, the alternative regulated transmission proposals were not evaluated as specific alternatives to regulated backstop solution. They were evaluated generically.

To evaluate the benefits of increased transfer capability selected interfaces in the MARS modeled were increased to simulate the potential benefits of additional transmission capability. These simulations were performed for year 2015 of the study period. The baseline case for the study year was the updated transmission owner plans without generic solutions. The LOLE for year 2015 without generics was 1.545 days per year.

The initial simulation increased transfer limits between Upstate NY and the Lower Hudson Valley by a 1000 MW. The resulting NYCA LOLE decreased from the 1.545 days per year to 0.996 days per year. The second step was to further increase transfer capability by increasing transfer capability from the Lower Hudson Valley into New

York City by another 1,000 MW. The LOLE reduced the LOLE from 0.996 days per year to 0.349 days per year.

Simulations were also conducted that increased transfer capability between PJM and New York City by 500 MW. The MARS simulations performed for the year 2015 LOLE resulted in a reduction of the LOLE from 1.545 days per year to 1.025 days per year. The analysis of this transmission proposal does not include potential intra-Zone transmission constraints between Staten Island and the rest of Zone J.

3. Assessment of the Alternative Regulated Responses

The above analysis for 2015 clearly indicates the alternative responses would provide reliability benefits. The generation alternative regulated solution provides voltage support, increased transfer capability, and available capacity. Clearly, increasing transfer capability through the implementation of transmission alternative solutions only has benefits if there is capacity available to be delivered. The reduction in LOLE demonstrates that additional capacity was available (most likely external to New York) to meet New York's load requirements and would provide the flexibility to site additional resources in upstate NY. Also, each of these projects has their own unique characteristic that could provide other benefits. For instance, the New York Regional Interconnect has included a reactive capability for the Rock Tavern terminal which might provide additional reactive capability for the Lower Hudson Valley and would need to be verified in the system reliability impact study.

The bottom line however is that the Responsible TO existing plans and deferred Poletti retirement would satisfy New York's reliability needs for the first five years of the Study Period. If the three market responses remain on schedule as proposed, the NYCA would maintain LOLE criteria throughout the ten year study period except for the last year. As a result, the CRP has demonstrated that neither a regulated backstop solutions nor an alternative regulated response needs to be implemented at this time. On a going forward basis the NYISO will monitor the progress of proposed solutions in the next cycle of CRPP to determine that planned resources are available in timely manner.

Deleted: First

Deleted: 6

Deleted: 30

Deleted: /

Deleted: clearly

Deleted:

Deleted: se

Deleted: analyses

Deleted: presume

Inserted: presume that

Deleted: indicate that

Deleted: such

Deleted: may be

Inserted: may be

Deleted: and certain of the projects

Deleted: is available most likely external to NY but

Deleted: would

Deleted: updated

Deleted: plans

Deleted: in conjunction with the Market Proposal maintain LOLE criteria throughout the study period except for the last year.

Deleted: NYISO has concluded

Deleted: or evaluated

Deleted: The critical path o

Deleted: is

Deleted: and the monitoring of proposed resource addition

Deleted:

Inserted:

Formatted: Indent: Left: 0.5"

Formatted: Numbered + Level: 1 + Numbering Style: I, II, III, ... + Start at: 1 + Alignment: Left + Aligned at: 0" + Tab after: 0.13" + Indent at: 0.13"

Deleted: First

Deleted: 6

Deleted: 30

Deleted: /

VII. Findings, Conclusions and Recommendation

Introduction

Attachment Y of the NYISO OATT states in Section 8: Following the NYISO's evaluation of the proposed market-based and regulated solutions to Reliability Needs, the NYISO will prepare a draft Comprehensive Reliability Plan ("CRP"). The draft CRP shall set forth the NYISO's findings and recommendations, including any determination that implementation of a regulated solution (which may be a Gap Solution) is necessary to maintain system reliability.

After Committee review as described in Attachment Y of the OATT, the draft CRP will become final once approved by the NYISO Board of Directors.

The Reliability Plan – A Summary

The RNA determined that additional resources would be needed over the 10-year study period in order for the NYCA to remain compliant with all applicable reliability criteria. As a result, the NYISO as provided for in Attachment Y of the NYISO OATT initiated a request for solutions. As previously discussed, a broad range of solutions including updated TO plans, Market Proposals and Alternative Regulated Responses, were submitted. Based on the evaluations of the market proposals and Responsible Transmission Owner plans, including modeling refinements, continued operation of the Poletti unit, the NYISO has determined sufficient resource additions to the NYCA are planned or under development such that the NYCA can meet reliability criteria for the first five years of the planning period and through four of the second five years of the study period. In order to meet criteria for the last year of the study period, additional Market Proposal or Regulated Solutions would be needed. However, given that this need is sufficiently far in the future and the next round of CRPP has already begun, the NYISO has determined that no action needs to be taken at this time to implement any regulated backstop solution or an alternative regulated solution to address this reliability need.

Deleted: NYISO had

Deleted: based on the RNA

Deleted: also

Deleted: Five Year Base Case

Deleted: most

Deleted: Further

Deleted: any

Deleted: shortfall. (revise wording)¶

Inserted: (revise wording)

The plan consists of the following actions:

Formatted: Bullets and Numbering

11. The deferred retirement of the New York Power Authority's Charles A Poletti generating unit in New York City from 2008 until 2009.

12. The implementation of the Responsible Transmission Owner plans, which include transmission additions and upgrades, reactive resource additions, capacity additions totaling 466 MW, capacity equivalent UDRs totaling 990 MW supported by generation in neighboring control areas, and demand-side management programs totaling 449 MW. This results in total resource additions of 1,905 MW through 2010.

Deleted: which would be

Deleted: (firm resource and deliverability rights to)

13. The development of 1,200 MW of merchant generation projects in New York City and Long Island, in particular, the 950 MW proposed for New York City. It is important that this generation be in service as scheduled but no later than the summer of 2011.

Deleted: or market

14. Planned resource additions as noted in 2 and 3 above, total 3,105 MW by 2015.

Deleted:

Deleted: (1,905 + 1,200)

Inserted: (1,905 + 1,200)

Deleted: .

Findings, Conclusion and Recommendation

Finding Number One – Transmission Security and Adequacy:

The criteria used to establish the baseline for the 10-year Study Period resulted in a significant reduction in transfer limits in order to maintain the security of the transmission system. The reduction in transfer limits manifested themselves as reduction in the ability of the transmission system to deliver capacity downstream of the constraints. The result was an increase in the LOLE that translates into increased resource requirements. The major factor driving the reduction in transfer limits was the voltage performance of the New York Transmission System which is being adversely impacted by load growth and generator retirements.

Action Required: The primary lesson learned from finding number one is the criteria and process for establishing the baseline system for the 10-year study period need to be reviewed, in particular, how reductions in the baseline system transfer limits that result from more limiting transmission security constraints, are going to be addressed in determining reliability needs.

A secondary action item is to re-emphasize the importance of continued progress on the part of a number of NYISO-related initiatives to address issues and concerns with the voltage performance of the bulk power system, as well as the non-bulk system to the extent that it affects the bulk power system. They include:

15. Continuation of the initiative to complete a comprehensive reliability analysis of reactive power demand and resources in the NYCA.
16. Development of a work plan and time table for the Reactive Power Working Group to complete its initiative to improve modeling of reactive power sinks and sources in the NYCA power system model.
17. A benchmarking of New York's reactive power planning and voltage control practices to the "best practices" identified in NERC Blackout Recommendation 7a, if applicable. A review of NERC's other blackout recommendations related to voltage, such as load modeling and generator performance, to identify factors that could enhance or improve the voltage performance of the New York's transmission system, from the reliability perspective.

Deleted: First

Deleted: 6

Deleted: 30

Deleted: /

Deleted: many of which interconnect to the non-bulk transmission system.

Deleted: action required

Deleted: especially

Deleted: over time

Deleted: prior to conducting the LOLE analysis and subsequent

Deleted: determination

Deleted: of the

Deleted:

Deleted: .

Inserted: .

Formatted: Bullets and Numbering

Deleted: Analysis would be similar to that analysis regularly performed by ISO New England to set OP-17 load power factor requirements

Deleted: .

Deleted: .

Inserted: if applicable.

Deleted: ¶

Deleted: First

Deleted: 6

Deleted: 30

Deleted: /

Finding Number Two – Plan Risk Factors:

Although the planned system meets reliability criteria based on the conditions studied, the NYISO has identified a number of risk factors that could adversely affect the plan. These factors will require ongoing review and assessment.

They are:

18. First and foremost is the construction of the planned resources and transmission upgrades moves forward on the schedules provided. The NYISO in conjunction with stakeholders is developing criteria and procedures to monitor the ongoing viability of solutions and the need to make a determination as to when other solutions would need to be “triggered”. If solutions were not implemented on a timely basis, electric system reliability could be put at risk and/or costs to consumers could increase substantially.

Formatted: Bullets and Numbering

Action required: The monitoring processes for tracking all planned system additions that are identified as necessary to maintain reliability that are currently under development by the Electric System Planning Working Group must be finalized, approved and implemented by September 2006.

Formatted: Right: 0.5"

19. Except for the 140 MW of off-shore wind, all the planned generator additions in this plan will be natural gas fired units with Number 2 fuel oil or kerosene as the back up.

Formatted: Bullets and Numbering

Deleted: number

Action Required: The fuel diversity of the power supply system and its overall impact on fuel supply, reliability and prices needs to be monitored on a continuous basis.

Formatted: Right: 0.5"

Deleted: concerns being raised by the increasing use of natural gas as a primary fuel for generating electricity will

20. The plan depends increasingly on the availability of capacity resources in neighboring control areas in order for New York to maintain its compliance with reliability criteria.

Formatted: Bullets and Numbering

Action Required: The Northeast Coordinated System Plan, which is specified in the Northeast Planning Protocol, will need to assess whether sufficient resources are being developed on a regional basis to maintain resource adequacy in all areas. In addition, as capacity markets become increasingly more regional in nature, New York will need to monitor its capacity markets to determine that they remain competitive and attract sufficient investment to maintain reliability.

Formatted: Numbering123, Indent: Left: 1", Right: 0", No bullets or numbering

Deleted: development of the

Deleted: as

Deleted: to

Deleted: prices

Deleted: with neighboring markets

Deleted: especially in New York City and Long Island.¶

Formatted: Bullets and Numbering

21. All transmission solutions were submitted as alternative regulated responses rather than as market solutions. The proponents of market-based generation solutions also stated that their viability may depend upon entry into long-term contracts for the sale of their output in addition to market based revenue sources. These facts indicate that some market participants may not be anticipating sufficient revenues from the NYISO's markets to undertake investment in facilities needed to maintain bulk power system reliability.

Action Required: The potential reliance of the proponents of transmission and generation solutions on revenue sources other than the NYISO's markets indicates that there is some risk that market revenues alone will not be sufficient to warrant investment. Section 8.2 of Attachment Y states that, concurrently with submission for Board Review, "the draft CRP will also be provided to the Independent Market Adviser for his review." The NYISO is not pre-judging whether any changes to New York's market rules are needed. Nevertheless, the Independent Market Adviser should review whether the current market structures provide appropriate incentives to develop new resources.

22. Increased load growth¹⁴ or retirement of additional generating units beyond those already included in the plan for either economic and/or environmental factors, as well as continued degradation of the voltage performance of the New York System, will adversely affect reliability.

Action Required: The next round of the CRPP process needs to progress on schedule. Just as important as the plan itself is the process of planning and the ongoing monitoring it provides. Emphases should be placed on thoroughly identifying and addressing environmental factors that may lead to additional generating unit retirements.

Recommendation

This CRP has determined that under the conditions studied, solution submitted and the Responsible TO plans, the planned system upgrades will maintain the reliability of the New York power system without the need for regulated backstop or alternative regulated solutions at this time. Therefore, the NYISO Staff recommends that the CRP 2005 be approved as expeditiously as possible.

Deleted: First

Deleted: 6

Deleted: 30

Deleted: /

Formatted: H1 Text, Right: 0.5"

Deleted: Based on the Market Proposals provided by developers the ability to obtain longer term financial commitment would significantly enhance the ability to finance and move forward with their proposed projects. In fact, without some form of purchase power contract these projects are less likely to move forward. **Action Required:** An overall review of whether the current market structure provides appropriate longer-term incentives that will result in development of new resources be they generation which would include the repowering or replacement of existing generation, transmission or demand-side resources.

Formatted: Bullets and Numbering

Deleted: ,

Formatted: Right: 0.5"

Deleted: is

Deleted: economic and

Formatted: Justified

Deleted: and

Deleted: that

Deleted: require action with regards to

Deleted: any

¹⁴ For instance, the 2005 CRP resource and transmission additions will maintain criteria under an expected NYCA peak load forecast of 34,200 MW for 2010 while the 2006 CRP resources will need to meet an expected peak load 35,042 MW or approximately 840 MW of additional load.

Page 1: [1] Deleted	employee	7/9/2006 3:25 PM
	First	

Page 1: [1] Deleted	employee	7/6/2006 3:14 PM
	6	

Page 1: [1] Deleted	employee	7/6/2006 3:15 PM
	30	

Page 1: [1] Deleted	employee	7/6/2006 3:15 PM
	/	

Page 15: [2] Deleted	employee	7/7/2006 6:21 PM
----------------------	----------	------------------

Market

Page 15: [2] Deleted	employee	7/7/2006 6:21 PM
----------------------	----------	------------------

responses

Page 15: [2] Deleted	employee	7/7/2006 6:21 PM
----------------------	----------	------------------

Regulatory

Page 15: [2] Deleted	employee	7/7/2006 6:21 PM
----------------------	----------	------------------

Backstop

Page 15: [2] Deleted	employee	7/7/2006 6:21 PM
----------------------	----------	------------------

Solutions

Page 15: [2] Deleted	employee	7/7/2006 6:21 PM
----------------------	----------	------------------

Alternative

Page 15: [2] Deleted	employee	7/7/2006 6:21 PM
----------------------	----------	------------------

Regulated

Page 15: [2] Deleted	employee	7/7/2006 6:21 PM
----------------------	----------	------------------

Solutions

Page 15: [3] Deleted	employee	7/12/2006 8:43 AM
----------------------	----------	-------------------

Orange and Rockland Utilities, Inc.,

Page 15: [3] Deleted	employee	7/12/2006 8:44 AM
----------------------	----------	-------------------

and

Page 15: [4] Deleted	employee	7/7/2006 6:22 PM
----------------------	----------	------------------

Regulatory

Page 15: [4] Deleted	employee	7/7/2006 6:22 PM
----------------------	----------	------------------

Backstop

Page 15: [4] Deleted	employee	7/7/2006 6:22 PM
----------------------	----------	------------------

Solutions

Page 15: [5] Deleted	employee	7/11/2006 5:21 PM
----------------------	----------	-------------------

A

Page 15: [5] Deleted	employee	7/11/2006 5:21 PM
----------------------	----------	-------------------

.

Page 15: [5] Deleted	employee	7/11/2006 5:22 PM
----------------------	----------	-------------------

deadline was set for responsible TOs to provide Regulatory Backstop Solutions and for

Page 15: [5] Deleted	employee	7/11/2006 5:22 PM
----------------------	----------	-------------------

to

Page 15: [5] Deleted	employee	7/7/2006 6:23 PM
----------------------	----------	------------------

Market

Page 15: [5] Deleted	employee	7/7/2006 6:23 PM
----------------------	----------	------------------

Responses

Page 15: [6] Deleted	employee	7/7/2006 6:23 PM
----------------------	----------	------------------

Market

Page 15: [6] Deleted	employee	7/9/2006 2:45 PM
----------------------	----------	------------------

or if the NYISO is proceeding through the CRPP for the first time,

Page 15: [6] Deleted	employee	7/7/2006 6:23 PM
----------------------	----------	------------------

Alternative

Page 15: [6] Deleted	employee	7/7/2006 6:24 PM
----------------------	----------	------------------

Regulated

Page 15: [6] Deleted	employee	7/7/2006 6:24 PM
----------------------	----------	------------------

Responses

Page 15: [7] Deleted	employee	7/7/2006 6:24 PM
----------------------	----------	------------------

Alternative

Page 15: [7] Deleted	employee	7/7/2006 6:24 PM
----------------------	----------	------------------

Regulated

Page 15: [7] Deleted	employee	7/7/2006 6:24 PM
----------------------	----------	------------------

Responses

Page 15: [7] Deleted	employee	7/7/2006 6:24 PM
----------------------	----------	------------------

Market

Page 15: [7] Deleted	employee	7/7/2006 6:24 PM
----------------------	----------	------------------

Solutions

Page 15: [7] Deleted	employee	7/7/2006 6:24 PM
----------------------	----------	------------------

Regulatory

Page 15: [7] Deleted	employee	7/7/2006 6:24 PM
----------------------	----------	------------------

Backstop

Page 15: [7] Deleted	employee	7/7/2006 6:24 PM
----------------------	----------	------------------

Solutions

Page 15: [8] Deleted	employee	7/12/2006 12:24 PM
----------------------	----------	--------------------

Market-based solutions primarily differ from Regulatory Backstop and Alternative Regulated Responses in cost recovery. Market-based project developers recover costs through the NYISO's energy, generating capacity and demand-side management markets and for certain ancillary services – some market-based and others provided at a regulated rate.

Page 15: [8] Deleted	employee	7/12/2006 12:22 PM
----------------------	----------	--------------------

(Insert Tim Foxen language on contracts)

Page 15: [9] Inserted	employee	7/8/2006 1:16 PM
-----------------------	----------	------------------

, whether backstop or alternative, recover their costs through the NYISO's tariff. However, alternate solutions must be selected by an appropriate regulatory agency such as through the applicable permitting processes as an alternate to the backstop solution. The NYISO solely determines whether an alternate solution meets the reliability need. Absent an alternative solution that meets the reliability need, the backstop solutions would proceed as the default, if needed, and would collect its cost through the NYISO tariff.

Page 16: [10] Deleted	Name	7/10/2006 1:07 PM
-----------------------	------	-------------------

February 15, 2006	Deadline for responsible TOs to provide Regulatory Backstop Solutions and for Market Participants to provide Market Solutions to the NYISO
--------------------------	--

Page 24: [11] Formatted	employee	7/9/2006 12:48 AM
-------------------------	----------	-------------------

Justified, Don't adjust space between Latin and Asian text, Don't adjust space between Asian text and numbers

Page 24: [12] Deleted	employee	7/11/2006 2:49 PM
-----------------------	----------	-------------------

but do not address the local reliability issue that has been identified during the CRP analysis

Page 24: [13] Inserted	Name	7/10/2006 3:07 PM
------------------------	------	-------------------

but do not address the local reliability issue that has been identified during the CRP analysis.

Page 24: [14] Inserted	Name	7/10/2006 3:14 PM
------------------------	------	-------------------

are outside the scope of the CRP

Page 35: [15] Deleted	employee	7/8/2006 2:40 PM
-----------------------	----------	------------------

Page 35: [16] Formatted	employee	7/9/2006 12:43 AM
-------------------------	----------	-------------------

Justified

Page 35: [17] Deleted	Name	7/10/2006 5:32 PM
-----------------------	------	-------------------

in order to meet State and Federal emission requirements.

Page 35: [18] Deleted	Name	7/10/2006 5:40 PM
-----------------------	------	-------------------

on the NYCA LOLE for the first Five Year Base Case and the second five years.

Table 7.6 (Remove)
Load and Resource Table with TO Base Case Solutions, Market
Solutions and the Generator Alternative first Five Year Base Case

Page 35: [20] Deleted	employee					7/11/2006 6:19 PM
Year	2006	2007	2008	2009	2010	
Peak Load						
NYCA	32,400	32,840	33,330	33,740	34,125	
Zone J	11,505	11,660	11,805	11,935	12,015	
Zone K	5,320	5,410	5,500	5,580	5,680	
Resources						
NYCA "Capacity"	39,420	39,348	39,164	38,967	39,672	
"-SCR"	1084	1084	1084	1189	1349	
"-UDR"	330	990	990	990	990	
Total	40,834	41,422	41,238	41,146	42,011	
Zone J "Capacity"	10,102	10,102	10,222	9,337	10,042	
"-SCR"	172	172	172	277	437	
"-UDR"	0	0	0	0	0	
Total	10,274	10,274	10,394	9,614	10,479	
Zone K "Capacity"	5,340	5,340	5,340	6,028	6,028	
"-SCR"	207	207	207	207	207	
"-UDR"	330	990	990	990	990	
Total	5,877	6,537	6,537	7,225	7,225	
NYCA Reserve Margin %	126.0%	126.1%	123.7%	122.0%	123.1%	
Zone J Res/Load/ Ratio	89.3%	88.1%	88.0%	80.6%	87.2%	
Zone K Res/Load Ratio	110.5%	120.8%	118.9%	129.5%	127.2%	
NYCA LOLE	0.002	0.001	0.005	0.024	0.002	

Justified

Justified

Justified

Justified

Justified

Justified

Page 35: [28] Formatted	employee	7/9/2006 12:43 AM
-------------------------	----------	-------------------

Justified

Page 35: [29] Formatted	employee	7/9/2006 12:43 AM
-------------------------	----------	-------------------

Justified

Page 35: [30] Formatted	employee	7/9/2006 12:43 AM
-------------------------	----------	-------------------

Justified

Page 35: [31] Formatted	employee	7/9/2006 12:43 AM
-------------------------	----------	-------------------

Justified

Page 35: [32] Formatted	employee	7/9/2006 12:43 AM
-------------------------	----------	-------------------

Justified

Page 35: [33] Formatted	employee	7/9/2006 12:43 AM
-------------------------	----------	-------------------

Justified

Page 35: [34] Formatted	employee	7/9/2006 12:43 AM
-------------------------	----------	-------------------

Justified

Page 35: [35] Formatted	employee	7/9/2006 12:43 AM
-------------------------	----------	-------------------

Justified

Page 35: [36] Formatted	employee	7/9/2006 12:43 AM
-------------------------	----------	-------------------

Justified

Page 35: [37] Formatted	employee	7/9/2006 12:43 AM
-------------------------	----------	-------------------

Justified

Page 35: [38] Formatted	employee	7/9/2006 12:43 AM
-------------------------	----------	-------------------

Justified

Page 35: [39] Formatted	employee	7/9/2006 12:43 AM
-------------------------	----------	-------------------

Justified

Page 35: [40] Formatted	employee	7/9/2006 12:43 AM
-------------------------	----------	-------------------

Justified

Page 35: [41] Formatted	employee	7/9/2006 12:43 AM
-------------------------	----------	-------------------

Justified

Page 35: [42] Formatted	employee	7/9/2006 12:43 AM
-------------------------	----------	-------------------

Justified

Page 35: [43] Formatted	employee	7/9/2006 12:43 AM
-------------------------	----------	-------------------

Justified

Page 35: [44] Formatted	employee	7/9/2006 12:43 AM
-------------------------	----------	-------------------

Justified

Page 35: [45] Formatted	employee	7/9/2006 12:43 AM
-------------------------	----------	-------------------

Justified

Page 35: [46] Formatted	employee	7/9/2006 12:43 AM
-------------------------	----------	-------------------

Justified