



2010 Budget Update

**BPWG
July 15, 2010**

**Arthur Maniaci
Supervisor, Load Forecasting & Energy Efficiency
NYISO System & Resource Planning**

Draft – for discussion only

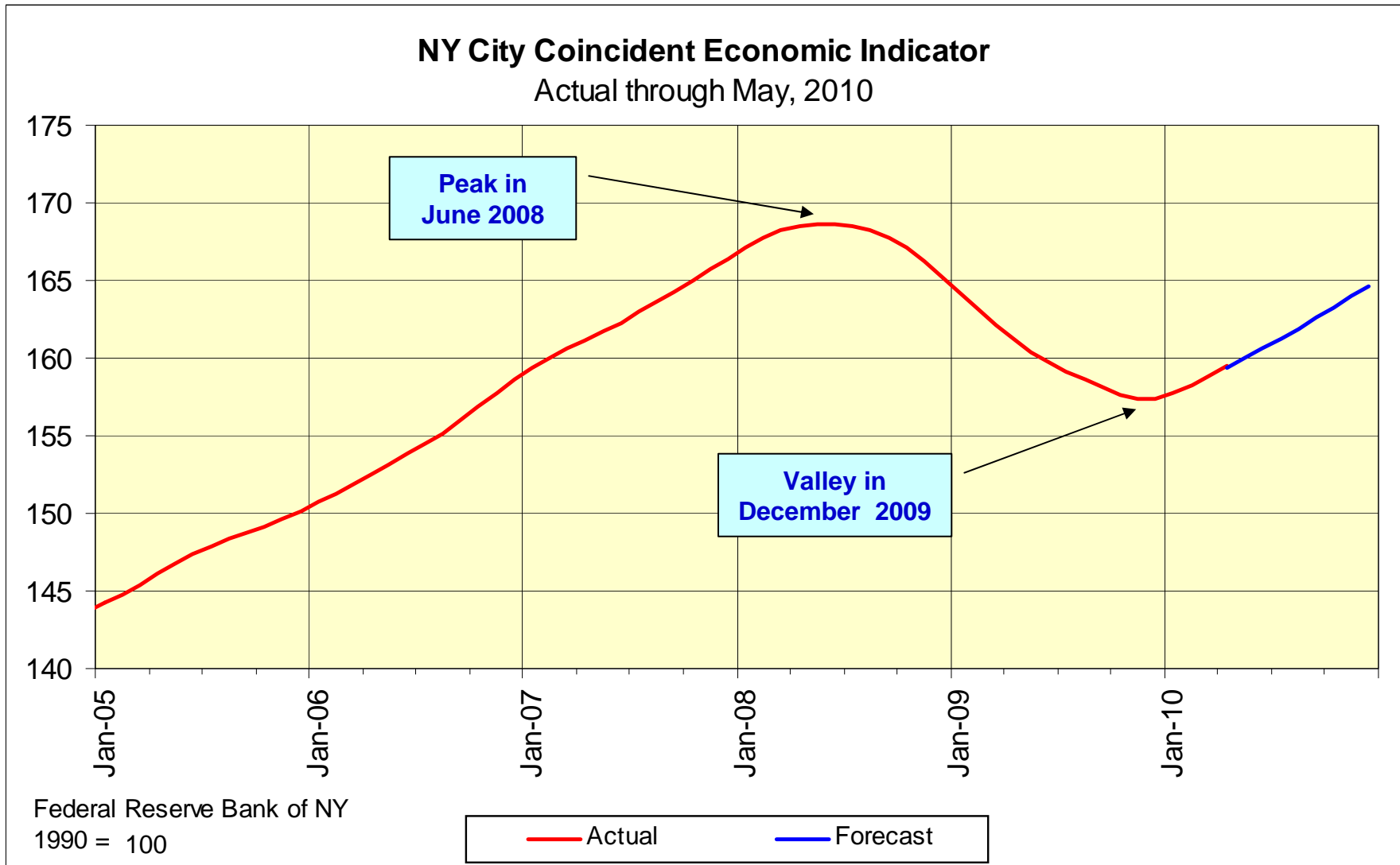
Summary

- ◆ NYISO has developed short-term monthly models for sendout and exports. Prior models were at quarterly intervals & used for long term forecasts.
 - *Better tracking of weather trends on a daily & weekly basis.*
 - *Uses Current Economic Indexes from Fed & Moody's each month.*

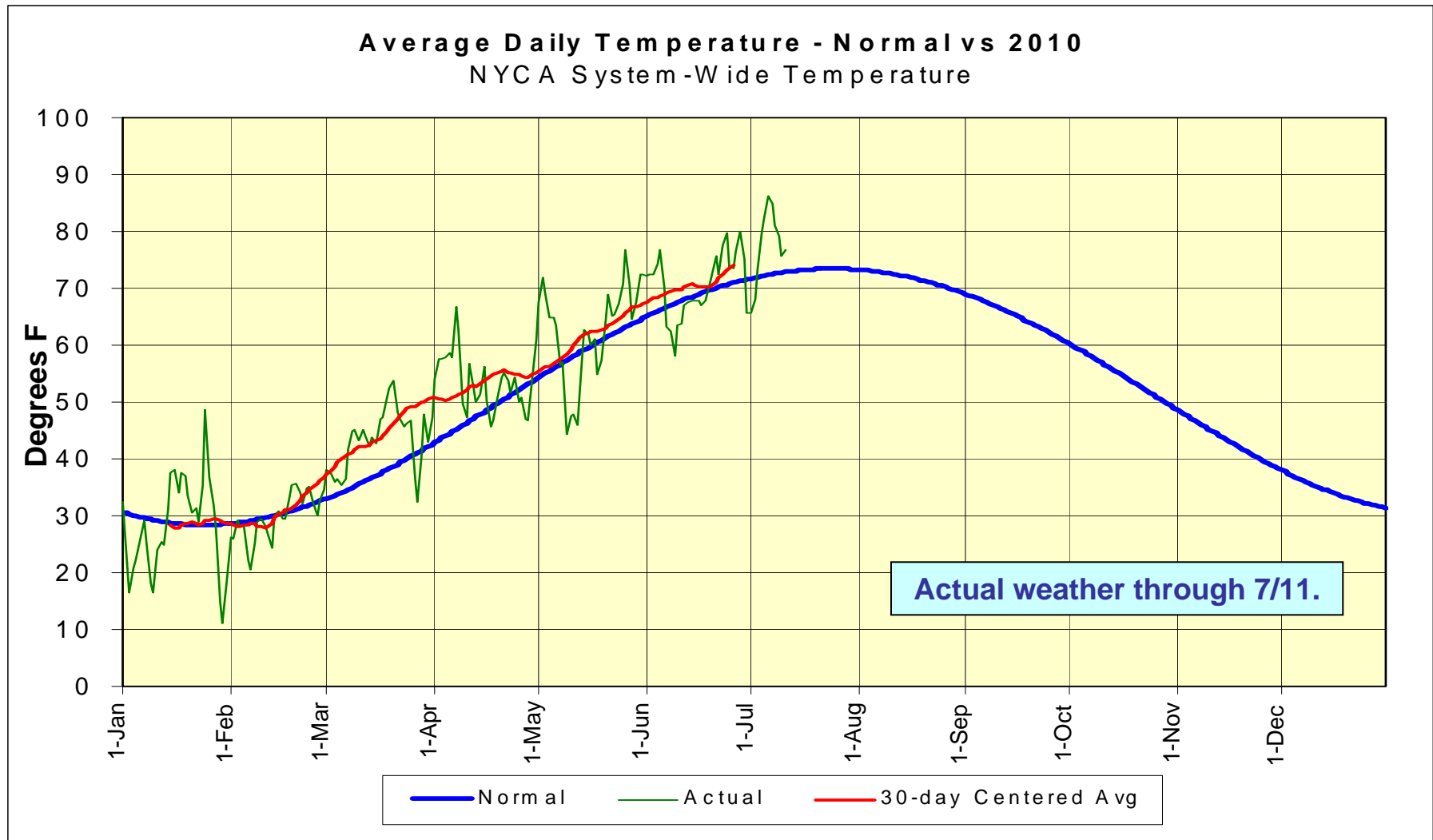
Warmer Weather & Increased Economic Activity Have Increased Sendout Above Budget

Month	Actual GWh	June Forecast GWh	Budget GWh	GWh Over/ Under	\$Mil. Budget Over/ Under	Cum \$Mil Over/Under
1	14,500		14,500	0	\$0	\$0
2	12,900		13,000	-100	-\$89	-\$89
3	13,000		13,600	-600	-\$535	-\$624
4	11,800		12,300	-500	-\$446	-\$1,070
5	13,200		12,900	300	\$268	-\$803
6	15,100		14,500	600	\$535	-\$268
7		16,400	16,400	0	\$0	-\$268
8		16,300	16,400	-100	-\$89	-\$357
9		13,800	13,700	100	\$89	-\$268
10		12,900	13,100	-200	-\$178	-\$446
11		12,800	12,800	0	\$0	-\$446
12		14,300	14,100	200	\$178	-\$268
Total		167,000	167,300	-300	-\$268	

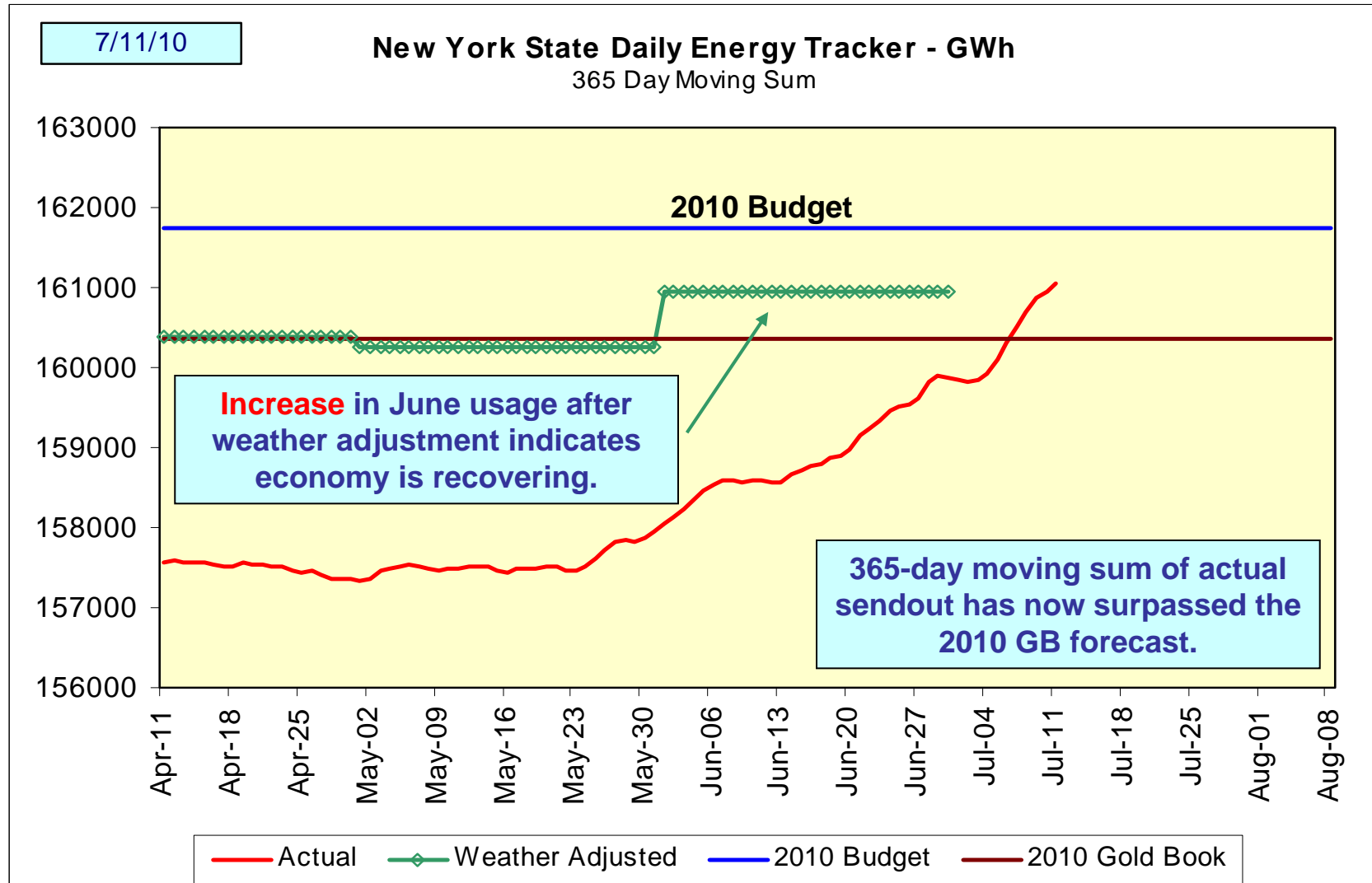
Economic Indexes Point to Recovery Since December



Warmer than Normal Winter Reduced Sendout; Warmer Weather Since May Has Increased Sendout



Both Actual & Weather-Adjusted Sendout Have Increased Since May





The New York Independent System Operator (NYISO) is a not-for-profit corporation that began operations in 1999. The NYISO operates New York's bulk electricity grid, administers the state's wholesale electricity markets, and performs comprehensive reliability and resource planning for the state's bulk electricity system.

www.nyiso.com