

# Price Correction Update

Billing and Price Correction Task Force  
December 16, 2005

Nicole Bouchez, Ph.D.

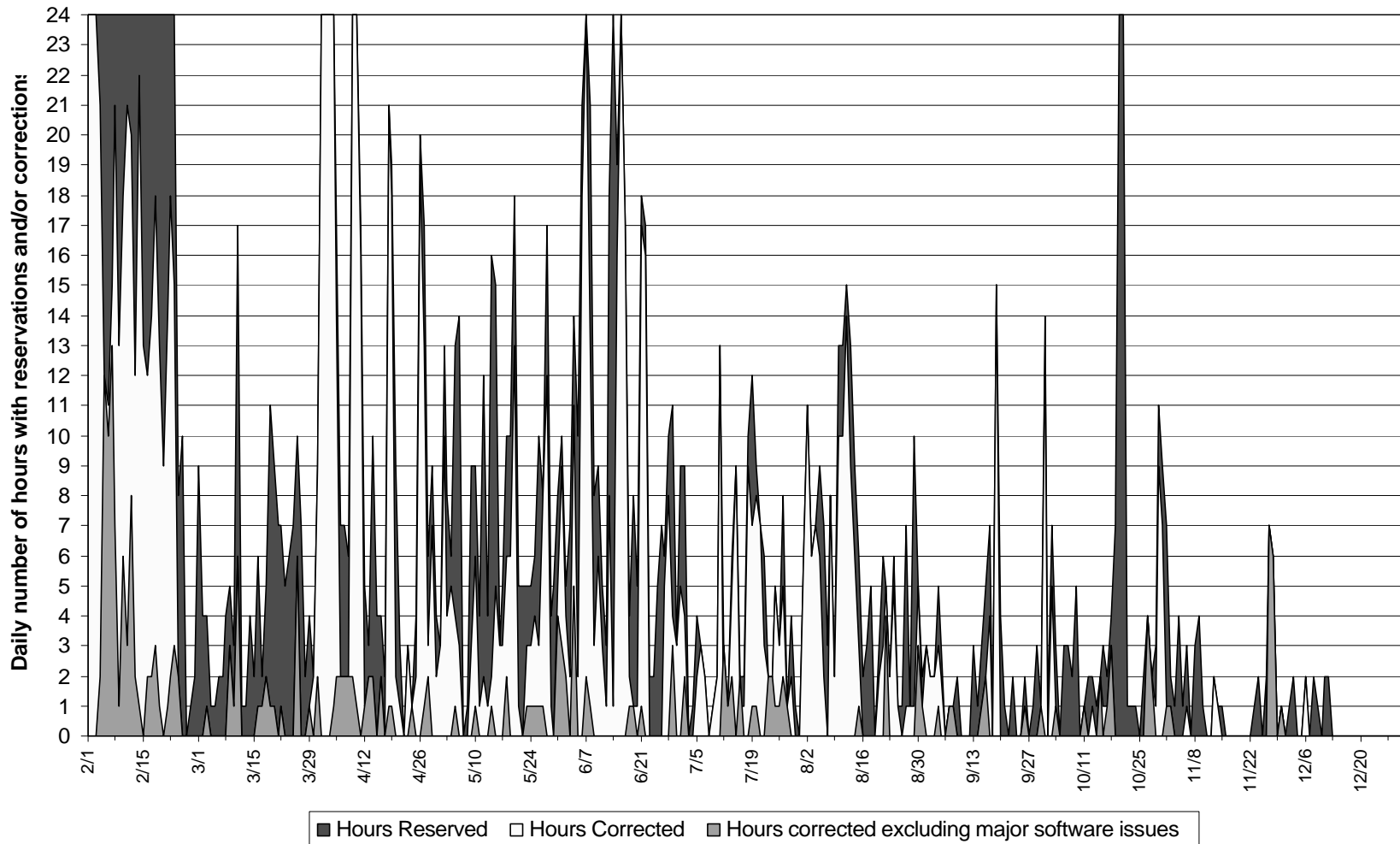
Supervisor, Market Analysis and Performance

Market Monitoring Analysis and Performance

### Daily Hours with Corrections Excluding Major Known Software Issues and Load Forecaster Issues

February 1 2005- December 12 2005

Corrections through December 12 2005



12/16/2005

"for discussion only"

## NYISO Real Time Price Correction Statistics 2003-2005

	<b>2003</b>	<b>2004</b>	<b>2005</b>	<b>2005 Excluding Software / Load Forecaster Issues</b>
January	2.7%	7.9%	3.8%	n/a
February	3.1%	2.6%	57.3%	12.1%
March	3.9%	5.0%	4.6%	3.6%
April	13.3%	4.4%	38.5%	3.5%
May	24.9%	8.2%	16.1%	1.9%
June	6.3%	7.8%	29.7%	2.6%
July	9.3%	6.9%	14.1%	2.8%
August	8.1%	5.6%	17.1%	1.2%
September	4.4%	3.3%	5.3%	1.3%
October	3.0%	4.6%	6.9%	1.9%
November	3.1%	2.2%	1.1%	0.4%
December	3.0%	3.6%	0.7% *	0.0%
<b>Average</b>	<b>7.1%</b>	<b>5.2%</b>	<b>17.7%</b>	<b>3.1%</b>

Source for 2003-2005 data: NYISO Monthly Report/Market Operations Report.

12/16/2005

"for discussion only"

\*December 2005 Statistics through December 12

# Hourly View of RT Price Reservations and Corrections

November and December (to date)

KEY:

	reserved
	reserved and corrected
	reserved and released

		HB																							Hours Reserved	Hours With Corrections	Hours Released				
November		0	1	2	3	4	5	6	7	8	9	10	11	12	13	14	15	16	17	18	19	20	21	22				23			
11/1/2005																										7	1	6			
11/2/2005																											2	1	1		
11/3/2005																											1	0	1		
11/4/2005																											4	0	4		
11/5/2005																											1	0	1		
11/6/2005																											3	1	2		
11/7/2005																											0	0	0		
11/8/2005																											3	0	3		
11/9/2005																											4	0	4		
11/10/2005																											1	0	1		
11/11/2005																											0	0	0		
11/12/2005																											0	0	0		
11/13/2005																											2	2	0		
11/14/2005																											1	1	0		
11/15/2005																											1	0	1		
11/16/2005																											0	0	0		
11/17/2005																											0	0	0		
11/18/2005																											0	0	0		
11/19/2005																											0	0	0		
11/20/2005																											0	0	0		
11/21/2005																											0	0	0		
11/22/2005																											0	0	0		
11/23/2005																											1	0	1		
11/24/2005																											2	0	2		
11/25/2005																											0	0	0		
11/26/2005																											2	0	2		
11/27/2005																											7	7	0		
11/28/2005																											6	6	0		
11/29/2005																											0	0	0		
11/30/2005																											1	1	0		
<b>Monthly Totals</b>																											<b>49</b>	<b>20</b>	<b>29</b>	<b>Total</b>	
																											<b>1.6</b>	<b>0.7</b>	<b>1.0</b>	<b>Average</b>	
																											<b>7</b>	<b>7</b>	<b>6</b>	<b>Max</b>	
																											<b>0</b>	<b>0</b>	<b>0</b>	<b>Min</b>	

12/16/2005

"for discussion only"

KEY:

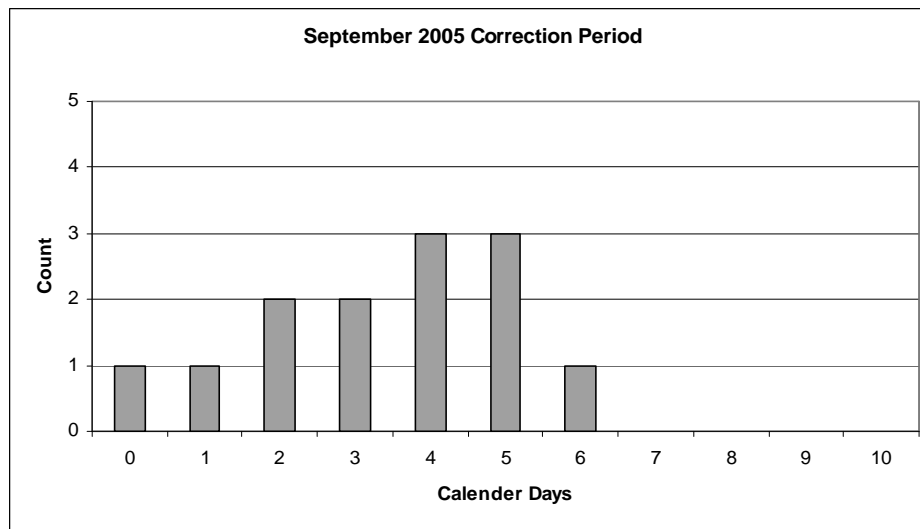
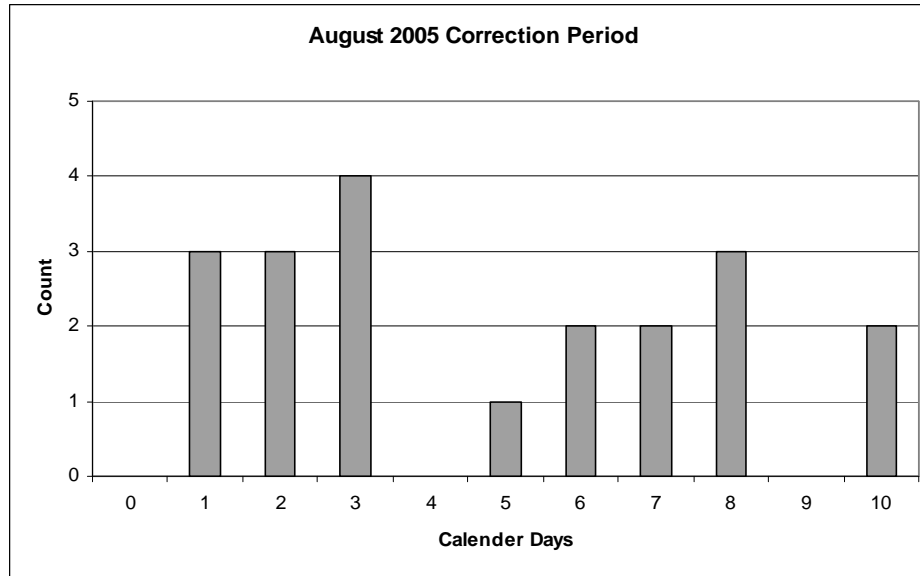
	reserved
	reserved and corrected
	reserved and released

		HB																											
December		0	1	2	3	4	5	6	7	8	9	10	11	12	13	14	15	16	17	18	19	20	21	22	23	Hours Reserved	Hours With Correction	Hours Released	
12/1/2005																										0	0	0	
12/2/2005																										1	0	1	
12/3/2005																										2	0	2	
12/4/2005																										0	0	0	
12/5/2005																										0	0	0	
12/6/2005																										2	2	0	
12/7/2005																										0	0	0	
12/8/2005																										2	1	1	
12/9/2005																										1	0	1	
12/10/2005																										0	0	0	
12/11/2005																										2	0	0	
12/12/2005																										2	0	0	
12/13/2005																										2	0	0	
12/14/2005																										2	0	0	
12/15/2005																										0	0	0	
12/16/2005																										0	0	0	
12/17/2005																										0	0	0	
12/18/2005																										0	0	0	
12/19/2005																										0	0	0	
12/20/2005																										0	0	0	
12/21/2005																										0	0	0	
12/22/2005																										0	0	0	
12/23/2005																										0	0	0	
12/24/2005																										0	0	0	
12/25/2005																										0	0	0	
12/26/2005																										0	0	0	
12/27/2005																										0	0	0	
12/28/2005																										0	0	0	
12/29/2005																										0	0	0	
12/30/2005																										0	0	0	
12/31/2005																										0	0	0	
<b>Monthly Totals</b>																										<b>16</b>	<b>3</b>	<b>5</b>	<b>Total</b>
																										<b>0.5</b>	<b>0.1</b>	<b>0.2</b>	<b>Average</b>
																										<b>2</b>	<b>2</b>	<b>2</b>	<b>Max</b>
																										<b>0</b>	<b>0</b>	<b>0</b>	<b>Min</b>

12/16/2005

"for discussion only"

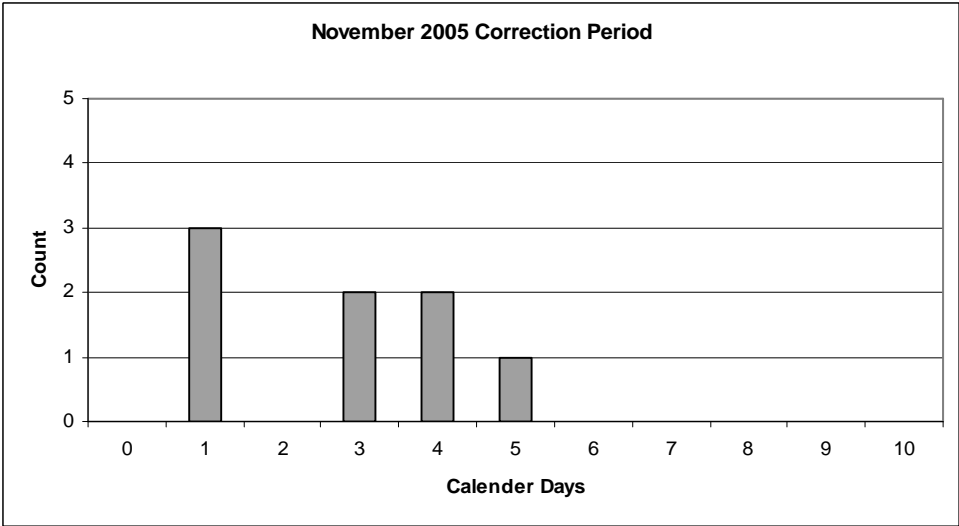
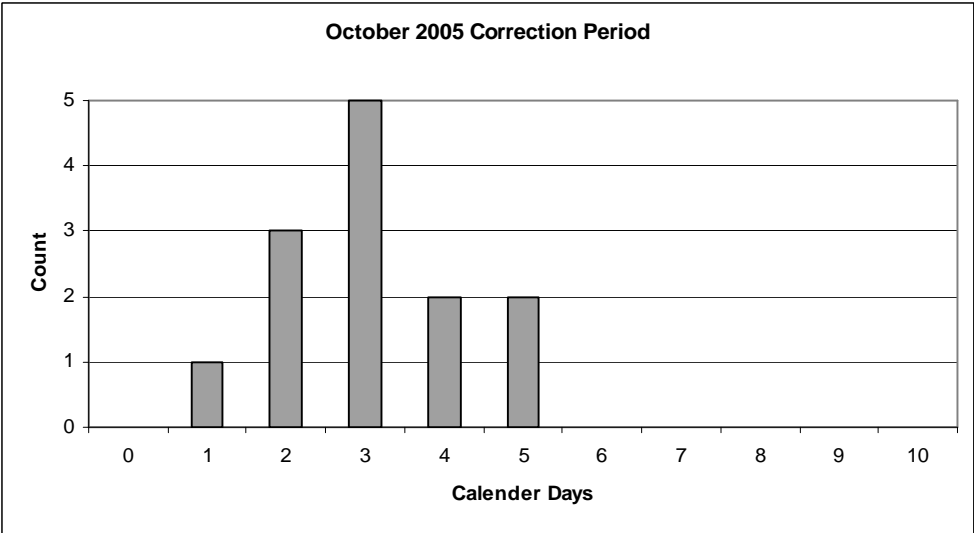
# Calendar Days to Correction Statistics



12/16/2005

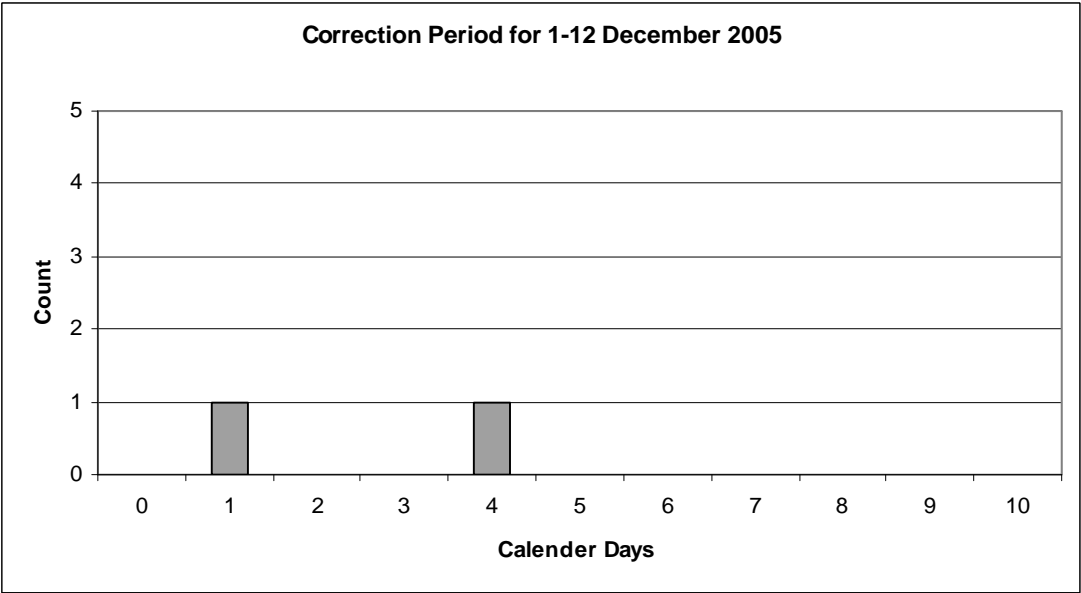
"for discussion only"





12/16/2005

"for discussion only"



12/16/2005

"for discussion only"

## Monthly Price Correction Period Statistics

### August 2005

<b>Avg</b>	<b>Std Dev</b>	<b>Max</b>	<b>Min</b>	<b>Days corrected</b>
6.4	4.90	14	1	25

### September 2005

<b>Avg</b>	<b>Std Dev</b>	<b>Max</b>	<b>Min</b>	<b>Days corrected</b>
3.4	1.76	6	0	13

### October 2005

<b>Avg</b>	<b>Std Dev</b>	<b>Max</b>	<b>Min</b>	<b>Days corrected</b>
3.0	1.18	5	1	14

### November 2005

<b>Avg</b>	<b>Std Dev</b>	<b>Max</b>	<b>Min</b>	<b>Days corrected</b>
2.8	1.58	5	1	8

### December 2005

<b>Avg</b>	<b>Std Dev</b>	<b>Max</b>	<b>Min</b>	<b>Days corrected</b>
2.5	0.71	4	1	2

12/16/2005

"for discussion only"