

Price Correction Update

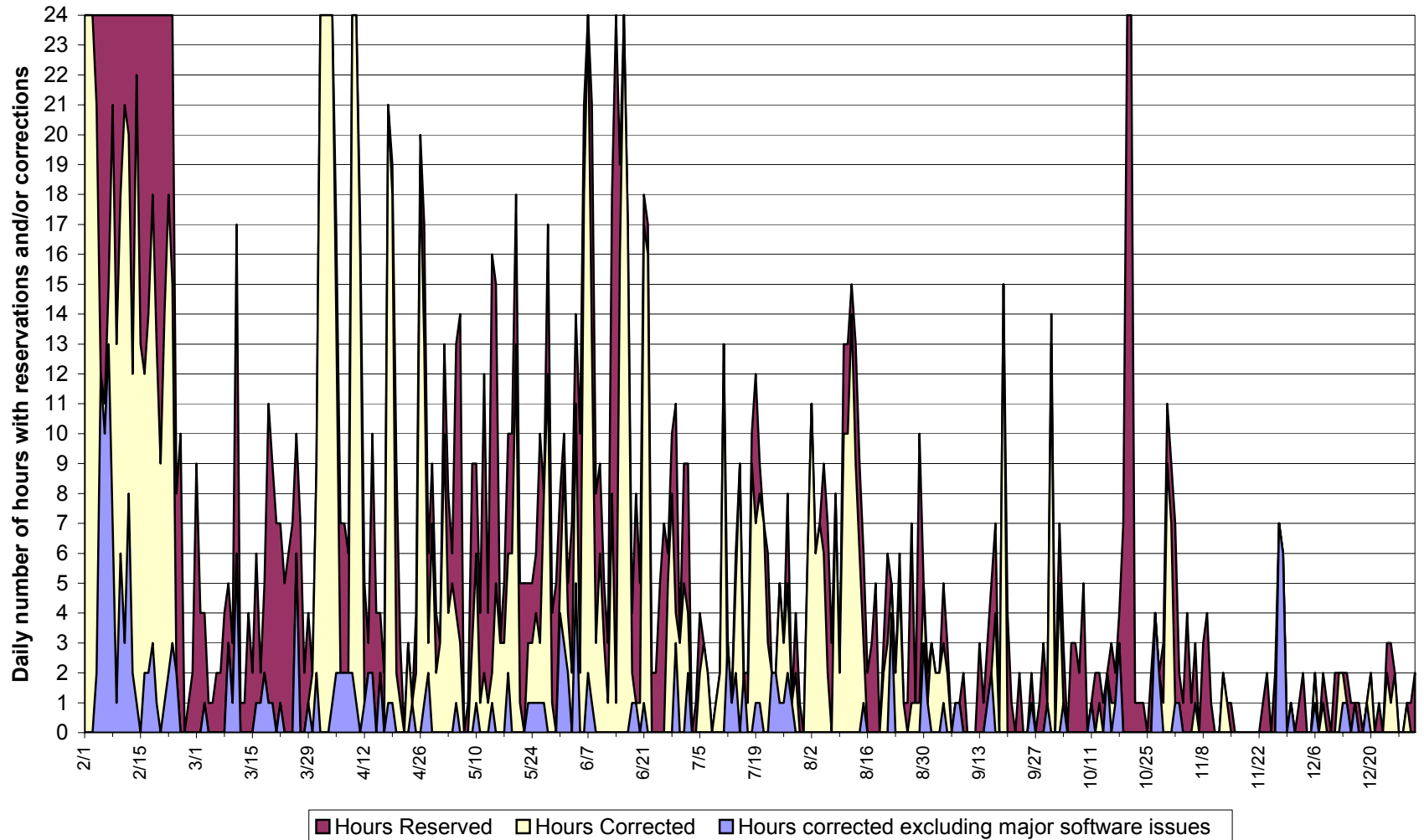
Billing and Price Correction Task Force
January 12, 2006

Nicole Bouchez, Ph.D.

Supervisor, Market Analysis and Performance

Market Monitoring Analysis and Performance

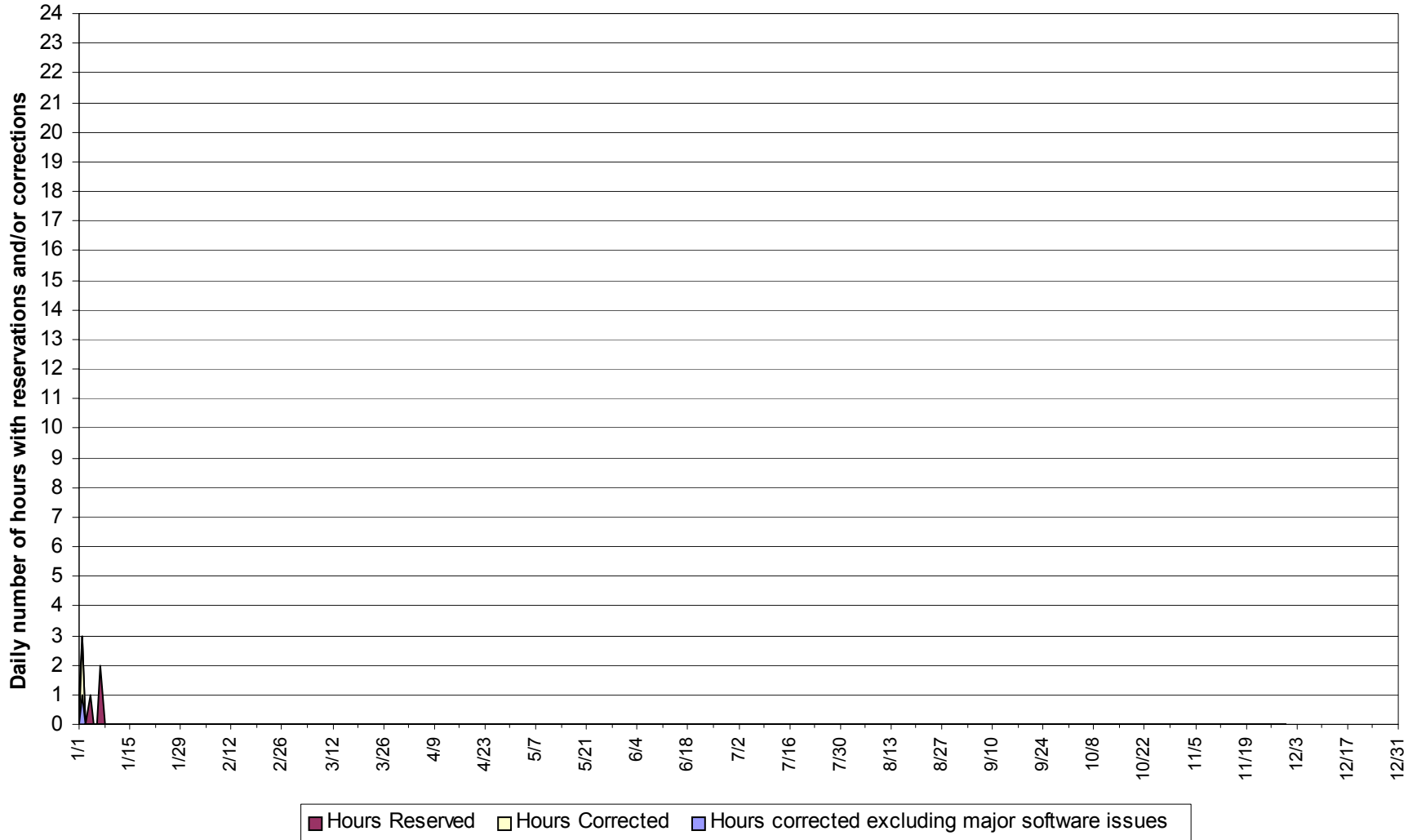
Daily Number of Hours for Reservations and Corrections
Excluding Major Software and Load Forecaster Issues
February 2005- December 2005



1/12/2006

"for discussion only"

Daily Number of Hours for Reservations and Corrections
Excluding Major Software and Load Forecaster Issues
1 January 2006- 6 January 2006



1/12/2006

"for discussion only"

NYISO Real Time Price Correction Statistics

	2003	2004	2005	2005 Excluding Software Issues	2006
January*	2.7%	7.9%	3.8%	n/a	1.8%
February	3.1%	2.6%	57.3%	12.1%	
March	3.9%	5.0%	4.6%	3.6%	
April	13.3%	4.4%	38.5%	3.5%	
May	24.9%	8.2%	16.1%	1.9%	
June	6.3%	7.8%	29.7%	2.6%	
July	9.3%	6.9%	14.1%	2.8%	
August	8.1%	5.6%	17.1%	1.2%	
September	4.4%	3.3%	5.3%	1.3%	
October	3.0%	4.6%	6.9%	1.9%	
November	3.1%	2.2%	1.1%	0.4%	
December	3.0%	3.6%	2.4%	0.7%	
Average	7.1%	5.2%	16.4%	2.9%	1.8%

Source for 2003-2005 data: NYISO Monthly Report/Market Operations Report.

*January 2006 statistics through January 6, 2006

Hourly View of RT Price Reservations and Corrections

December 2005 and January 2006(to date)

KEY:

- reserved
- reserved and corrected
- reserved and released

December	0	1	2	3	4	5	6	7	8	9	10	11	12	13	14	15	16	17	18	19	20	21	22	23	Hours Reserved	Hours With Corrections	Hours Released	
12/1/2005																									0	0	0	
12/2/2005																										1	0	1
12/3/2005																										2	0	2
12/4/2005																										0	0	0
12/5/2005																										0	0	0
12/6/2005																										2	2	0
12/7/2005																										0	0	0
12/8/2005																										2	1	1
12/9/2005																										1	0	1
12/10/2005																										0	0	0
12/11/2005																										2	0	2
12/12/2005																										2	2	0
12/13/2005																										2	2	0
12/14/2005																										2	1	1
12/15/2005																										1	0	1
12/16/2005																										1	1	0
12/17/2005																										1	0	1
12/18/2005																										0	0	0
12/19/2005																										1	1	0
12/20/2005																										2	2	0
12/21/2005																										0	0	0
12/22/2005																										1	0	1
12/23/2005																										0	0	0
12/24/2005																										3	2	1
12/25/2005																										3	1	2
12/26/2005																										2	2	0
12/27/2005																										0	0	0
12/28/2005																										0	0	0
12/29/2005																										1	1	0
12/30/2005																										1	0	1
12/31/2005																										2	0	2

Monthly Totals	35	18	17	Total
	1.1	0.6	0.5	Average
	3	2	2	Max
	0	0	0	Min

1/12/2006

"for discussion only"

KEY:

	reserved
	reserved and corrected
	reserved and released

January	0	1	2	3	4	5	6	7	8	9	10	11	12	13	14	15	16	17	18	19	20	21	22	23	Hours Reserved	Hours With Corrections	Hours Released	
1/1/2006																									1	0	1	
1/2/2006																									3	3	0	
1/3/2006																									0	0	0	
1/4/2006																									1	0	1	
1/5/2006																									0	0	0	
1/6/2006																									0	0	0	
1/7/2006																									2	0	0	
1/8/2006																									0	0	0	
1/9/2006																									0	0	0	
1/10/2006																									3	0	0	
1/11/2006																									0	0	0	
1/12/2006																									0	0	0	
1/13/2006																									0	0	0	
1/14/2006																									0	0	0	
1/15/2006																									0	0	0	
1/16/2006																									0	0	0	
1/17/2006																									0	0	0	
1/18/2006																									0	0	0	
1/19/2006																									0	0	0	
1/20/2006																									0	0	0	
1/21/2006																									0	0	0	
1/22/2006																									0	0	0	
1/23/2006																									0	0	0	
1/24/2006																									0	0	0	
1/25/2006																									0	0	0	
1/26/2006																									0	0	0	
1/27/2006																									0	0	0	
1/28/2006																									0	0	0	
1/29/2006																									0	0	0	
1/30/2006																									0	0	0	
1/31/2006																									0	0	0	
Monthly Totals																									10	3	2	Total
																									0.3	0.1	0.1	Average
																									3	3	1	Max
																									0	0	0	Min

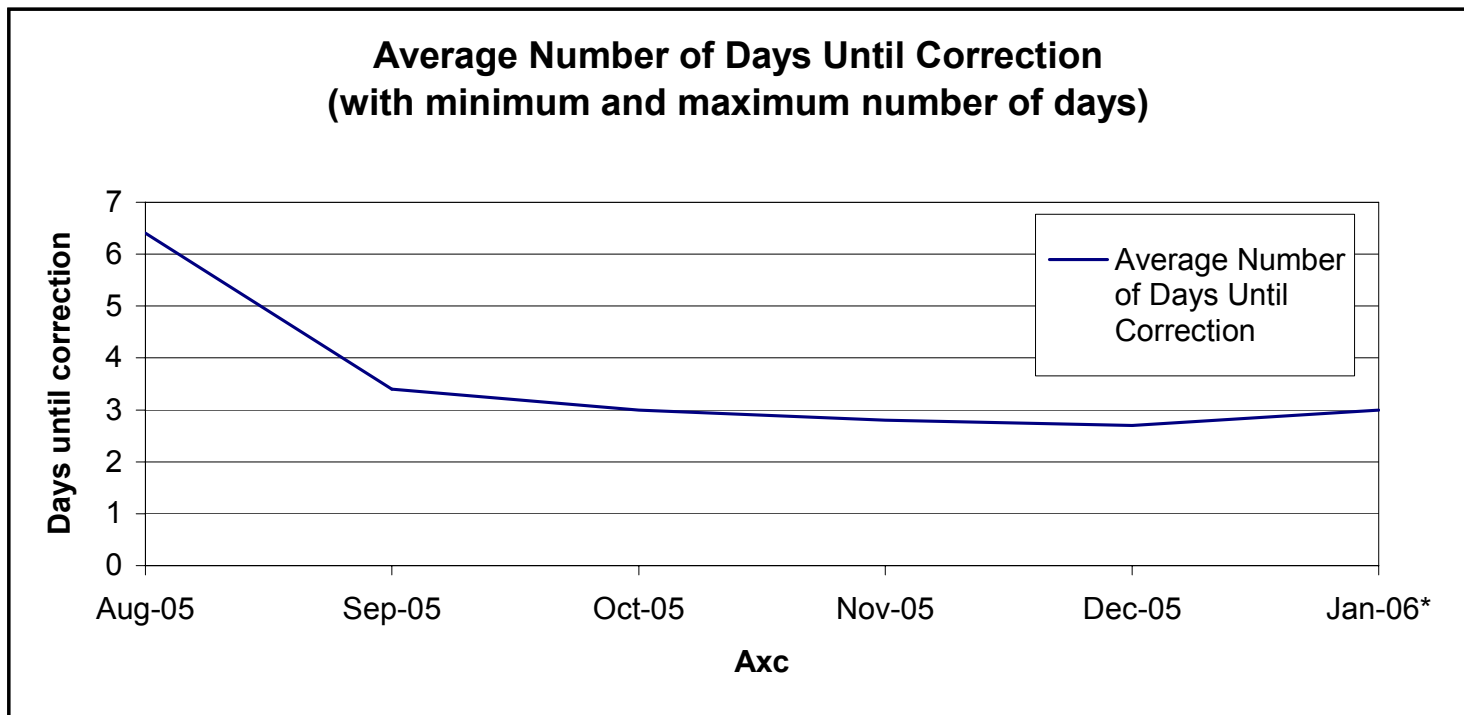
1/12/2006

"for discussion only"

Calendar Days to Correction Statistics

Days Until Correction- Statistics on how long it takes to correct prices

Month	Days Corrected	Average Number of Days Until Correction	Maximum Number of Days to Correction	Minimum Number of Days to Correction	Standard Deviation
Aug-05	25	6.4	14	1	4.9
Sep-05	13	3.4	6	0	1.76
Oct-05	14	3	5	1	1.18
Nov-05	8	2.8	5	1	1.58
Dec-05	11	2.7	5	1	1.27
Jan-06*	1	3	3	3	n/a



Note: Days are counted from the reservation day.

1/12/2006

*January data through January 6 only.

"for discussion only"