

Demand Response Information  
System (DRIS) Training for  
September 2010 Deployment  
Part 3 – SCR Auction Sales

**Stacia Wilcox**  
**New York Independent System Operator**

*August 26, 2010 1:00 pm – 4:00 pm*

*August 31, 2010 9:00 am – 12:00 pm*

Rensselaer, NY

# Training Topics

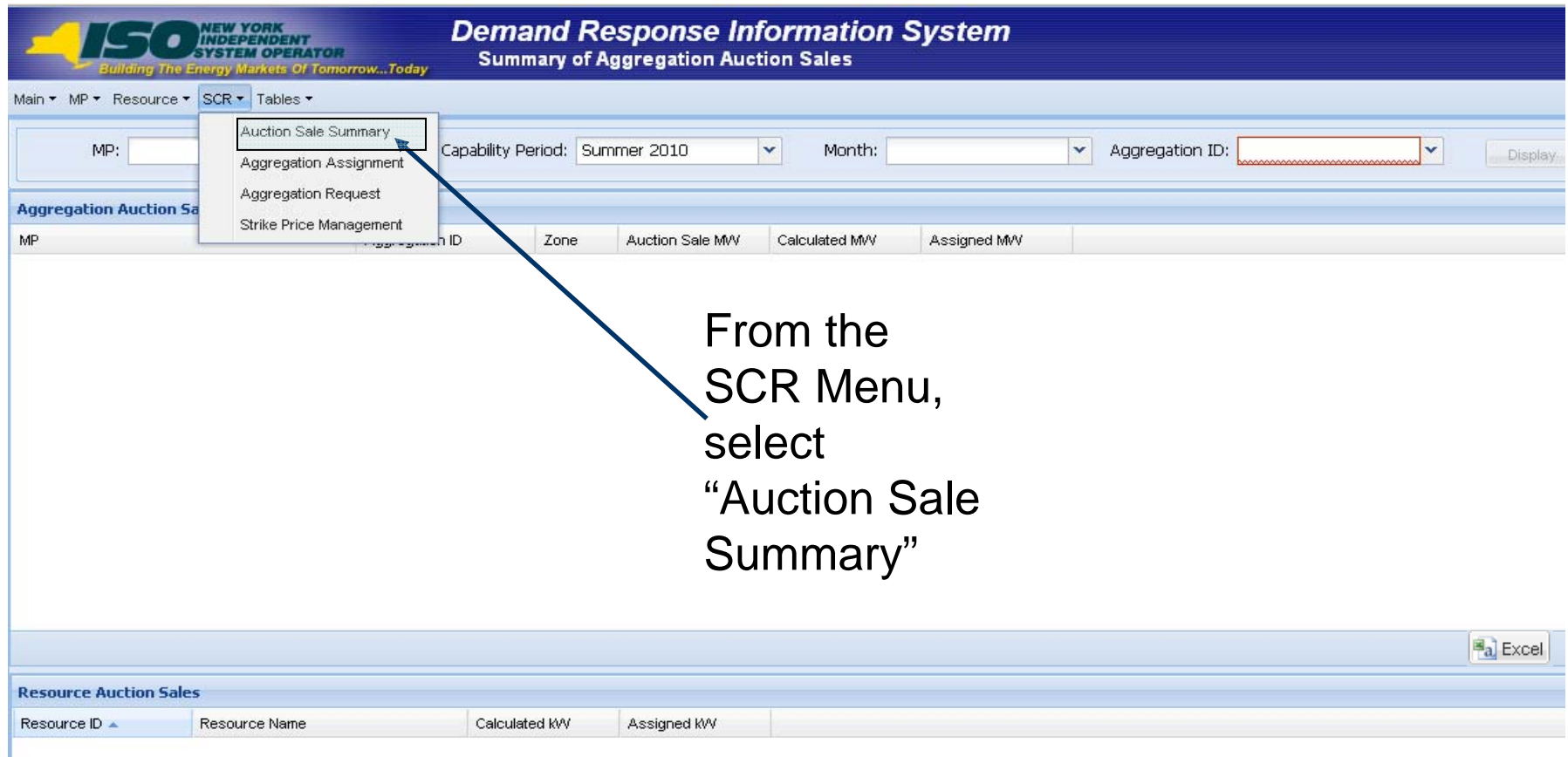
- ◆ Part 1: Introduction to DRIS
  - *DRIS User Requirements*
  - *User Privileges*
  - *Access to DRIS*
  - *Additional Tools*
- ◆ Part 2: Updates to Existing DRIS Functionality
- ◆ Part 3: SCR Auction Sales
  - *View Aggregation and Resource Sales*
  - *Allocate Partial Sales to Resources*
- ◆ Part 4: Market Participant Program Data
  - *Program Summary*
  - *Program Details*
  - *Program Enrollment*
- ◆ Part 5: Manage Organization Contacts
  - *Add and Maintain*
  - *Assign to Programs and Contact Types*
- ◆ Part 6: Deployment
  - *Additional Training Sessions*
  - *Deployment Activities*

---

# SCR Auction Sales

- ◆ View Aggregation Auction Sales
  
- ◆ View Resource Auction Sales
  
- ◆ Report Partial Sales
  - *Through the Summary of Aggregation Auction Sales screen*
  - *Through Resource Auction Sales Import File*

# View Aggregation Auction Sales

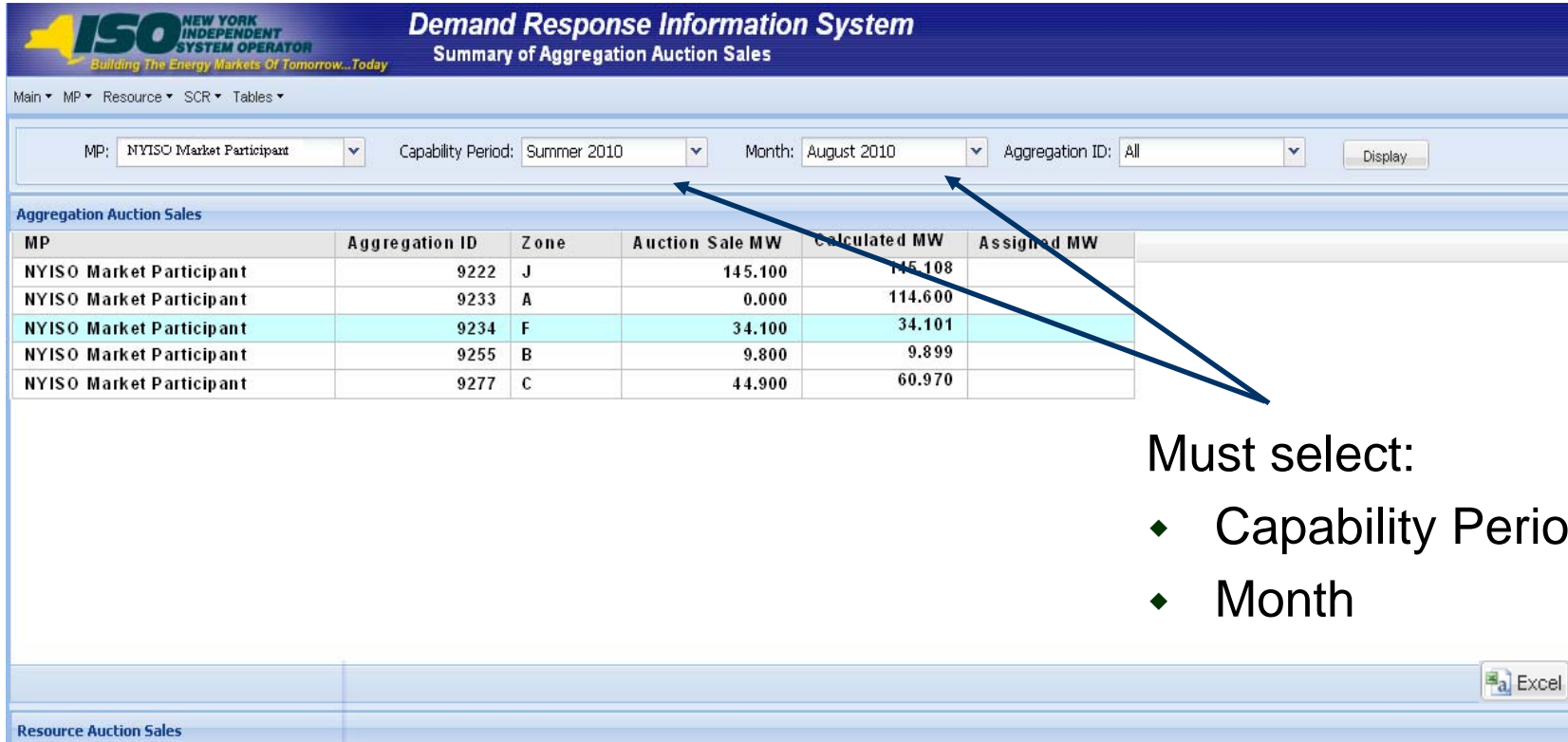


The screenshot displays the 'Demand Response Information System' interface. At the top, the ISO logo and the text 'NEW YORK INDEPENDENT SYSTEM OPERATOR' are visible. Below this, the title 'Demand Response Information System' and subtitle 'Summary of Aggregation Auction Sales' are shown. The interface includes a navigation menu with 'Main', 'MP', 'Resource', 'SCR', and 'Tables'. The 'SCR' menu is expanded, showing options: 'Auction Sale Summary', 'Aggregation Assignment', 'Aggregation Request', and 'Strike Price Management'. An arrow points from the 'Auction Sale Summary' option to the text 'From the SCR Menu, select "Auction Sale Summary"'. The main content area features a table with columns: 'MP', 'Aggregation ID', 'Zone', 'Auction Sale MW', 'Calculated MW', and 'Assigned MW'. Below this table, there is a section for 'Resource Auction Sales' with columns: 'Resource ID', 'Resource Name', 'Calculated kW', and 'Assigned kW'. An 'Excel' icon is located in the bottom right corner of the interface.

From the  
SCR Menu,  
select  
"Auction Sale  
Summary"

# View Aggregation Auction Sales

- ◆ Select filter options from the drop-down lists
- ◆ Click “Display” to see existing Aggregation Auction Sales




**Demand Response Information System**  
Summary of Aggregation Auction Sales

Main ▾ MP ▾ Resource ▾ SCR ▾ Tables ▾

MP: NYISO Market Participant ▾ Capability Period: Summer 2010 ▾ Month: August 2010 ▾ Aggregation ID: All ▾ Display

**Aggregation Auction Sales**

MP	Aggregation ID	Zone	Auction Sale MW	Calculated MW	Assigned MW
NYISO Market Participant	9222	J	145.100	145.108	
NYISO Market Participant	9233	A	0.000	114.600	
NYISO Market Participant	9234	F	34.100	34.101	
NYISO Market Participant	9255	B	9.800	9.899	
NYISO Market Participant	9277	C	44.900	60.970	

Resource Auction Sales 


Must select:

- ◆ Capability Period
- ◆ Month

# Aggregation Auction Sales Fields

- ◆ Auction Sale MW: MW value from ICAP Market System
- ◆ Calculated MW: MW value calculated by DRIS as seen on UCAP report
- ◆ Assigned MW: MW value assigned by MP for partial sales and by DRIS for zero sales (see following slides)

# Aggregation Sold 100% of UCAP


**Demand Response Information System**  
Summary of Aggregation Auction Sales

Main ▾ MP ▾ Resource ▾ SCR ▾ Tables ▾

MP:  Capability Period:  Month:  Aggregation ID:

**Aggregation Auction Sales**

MP	Aggregation ID	Zone	Auction Sale MW	Calculated MW	Assigned MW
NYISO Market Participant	9222	J	145.100	145.108	
NYISO Market Participant	9233	A	0.000	114.600	
NYISO Market Participant	9234	F	34.100	34.101	
NYISO Market Participant	9255	B	9.800	9.899	
NYISO Market Participant	9277	C	44.900	60.970	

**Resource Auction Sales**

Resource ID	Resource Name	Calculated kW	Assigned kW
999888	Resource One	15023	
999889	Resource Two	4987	
999890	Resource Three	10256	
999891	Resource Four	3835	
	<b>Total</b>	<b>34101</b>	<b>0</b>

Total count: 4

- ◆ Aggregation is fully sold
- ◆ Nothing for Market Participant to Assign

# Aggregation Sold 0% of UCAP

**ISO NEW YORK INDEPENDENT SYSTEM OPERATOR**  
Building The Energy Markets Of Tomorrow...Today

## Demand Response Information System

### Summary of Aggregation Auction Sales

Main ▾ MP ▾ Resource ▾ SCR ▾ Tables ▾

MP: NYISO Market Participant ▾ Capability Period: Summer 2010 ▾ Month: August 2010 ▾ Aggregation ID: All ▾

**Aggregation Auction Sales**

MP	Aggregation ID	Zone	Auction Sale MW	Calculated MW	Assigned MW
NYISO Market Participant	9222	J	145.100	145.108	
NYISO Market Participant	9233	A	0.000	114.600	0
NYISO Market Participant	9234	F	34.100	34.101	
NYISO Market Participant	9255	B	9.800	9.899	
NYISO Market Participant	9277	C	44.900	60.970	

**Resource Auction Sales**

Resource ID	Resource Name	Calculated kW	Assigned kW
999888	Resource One	45678	
999889	Resource Two	32900	
999890	Resource Three	15001	
999891	Resource Four	21021	
	<b>Total</b>	<b>114600</b>	<b>0</b>

Total count: 4

- ◆ Aggregation is Unsold
- ◆ DRIS assigns zero
- ◆ Nothing for Market Participant to Assign



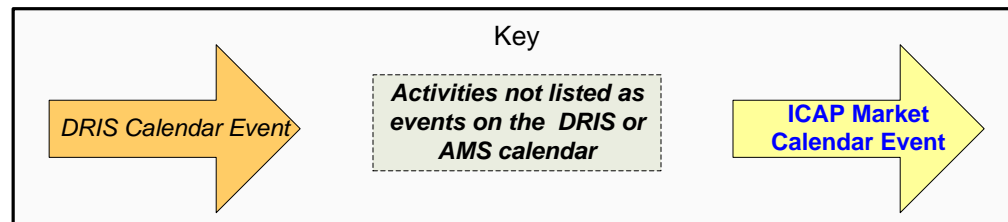
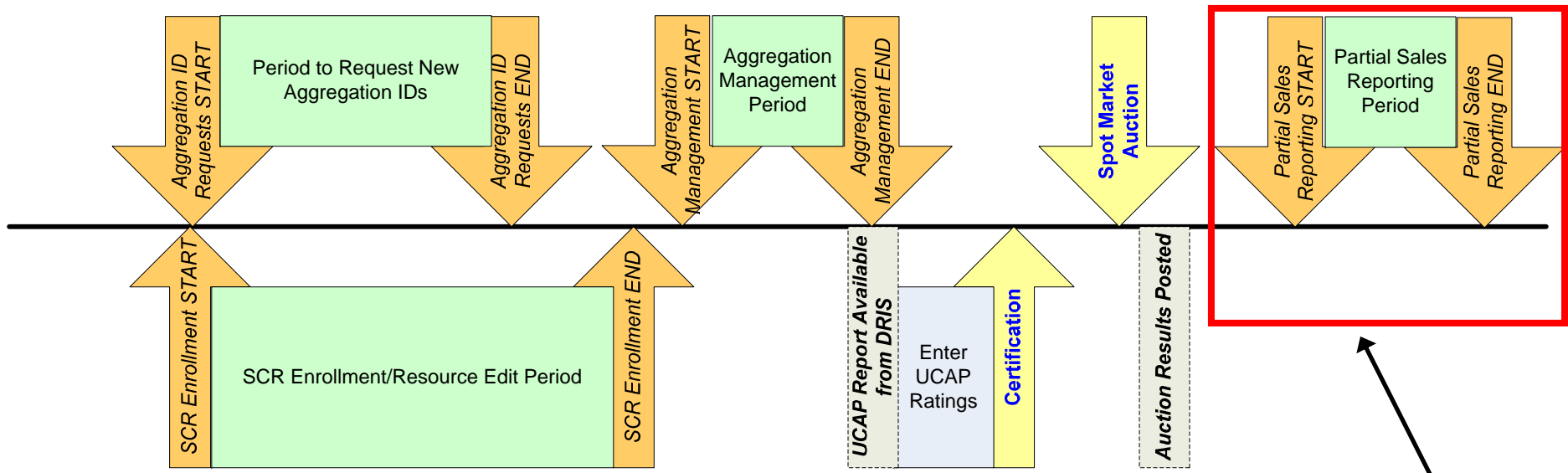
# Reporting of Partial Auction Sales

- ◆ Current Process:
  - *Market Participants submit allocation of resource sales within 5 days of the auction posting to the NYISO for any Aggregation which was not fully sold in the ICAP Market*
    - The 5 day deadline is an existing ICAP Calendar Event
    - Through submission of the UCAP Report back to Auxiliary Market Operations
  - *Auxiliary Market Operations enters the partial sales data into DRIS for the Resources*

# Reporting of Partial Auction Sales

- ◆ Process after September 14<sup>th</sup> Deployment of DRIS
  - *Market Participants will be able to report all partial sales of resources within an Aggregation which did not sell 100%*
    - Through the Summary of Auction Sales screen in DRIS or through the Resource Auction Sales import file
  - *New DRIS Calendar Event will allow the allocation of resource sales during a specific time period*
  - *Any partially sold Aggregation for which sales are not allocated by the date of Close of Partial Sales Reporting calendar event, will have the full UCAP amount of each resource in the Aggregation applied to it by the NYISO when computing individual resource performance*

# SCR Timeline with Partial Sales Reporting



New SCR Calendar Event with September 2010 DRIS Deployment

# Aggregation Sold Portion of UCAP

**ISO NEW YORK INDEPENDENT SYSTEM OPERATOR**  
Building The Energy Markets Of Tomorrow...Today

**Demand Response Information System**  
Summary of Aggregation Auction Sales

Main ▾ MP ▾ Resource ▾ SCR ▾ Tables ▾

MP: NYISO Market Participant ▾ Capability Period: Summer 2010 ▾ Month: August 2010 ▾ Aggregation ID: All ▾ Display

**Aggregation Auction Sales**

MP	Aggregation ID	Zone	Auction Sale MW	Calculated MW	Assigned MW
NYISO Market Participant	9222	J	145.100	145.108	
NYISO Market Participant	9233	A	0.000	114.600	0
NYISO Market Participant	9234	F	34.100	34.101	
NYISO Market Participant	9255	B	9.800	9.899	
NYISO Market Participant	9277	C	44.900	60.970	

**Resource Auction Sales**

Resource ID	Resource Name	Calculated kW	Assigned kW
999888	Resource One	13284	
999889	Resource Two	21654	
999890	Resource Three	18234	
999891	Resource Four	7798	
	<b>Total</b>	<b>60970</b>	<b>0</b>

Total count: 4 Assign Save Excel

- ◆ Aggregation is partially sold
- ◆ Market Participant may assign partial sales to resources in the Aggregation

# Report Partial Auction Sales through a DRIS screen


- ◆ Step 1: Select the Aggregation containing the resources for which partial sales will be reported
  
- ◆ Step 2: In the Resource Auction Sales pane, click the Assign button in the lower right corner
  - *This assigns, to each resource, the Calculated UCAP value as a starting point for the MP to assign partial sales*
  
- ◆ Step 3: Save the assignment of the full UCAP values by clicking the Save button in the lower right corner
  - ***\*This step must be performed prior to manually updating the resource partial sales***

# Report Partial Auction Sales through a DRIS screen

- ◆ Step 4: Click inside the row of the resource for which Assigned kW should be updated and enter the partial sales value
  - *Repeat this step for each resource requiring a partial sale assignment*
  - *Resources may be assigned zero as their partial sale*
  
- ◆ Step 5: When all resources have the correct partial sale assignment, click “Save” and DRIS will update the total Assigned MW for the Aggregation in the Aggregation Auction Sales pane

# Report Partial Auction Sales

- ◆ Through the Resource Auction Sales Pane


**Demand Response Information System**  
Summary of Aggregation Auction Sales

Main ▾ MP ▾ Resource ▾ SCR ▾ Tables ▾

MP: NYISO Market Participant ▾ Capability Period: Summer 2010 ▾ Month: August 2010 ▾ Aggregation ID: All ▾ Display

**Aggregation Auction Sales**

MP	Aggregation ID	Zone	Auction Sale MW	Calculated MW	Assigned MW
NYISO Market Participant	9222	J	145.100	145.108	
NYISO Market Participant	9233	A	0.000	114.600	0
NYISO Market Participant	9234	F	34.100	34.101	
NYISO Market Participant	9255	B	9.800	9.899	
NYISO Market Participant	9277	C	44.900	60.970	

Step 1: Select the Aggregation to which partial sales will be assigned

Step 2: When the resources within the aggregation are listed in the Resource Auction Sales pane, click the “Assign” button in the lower right

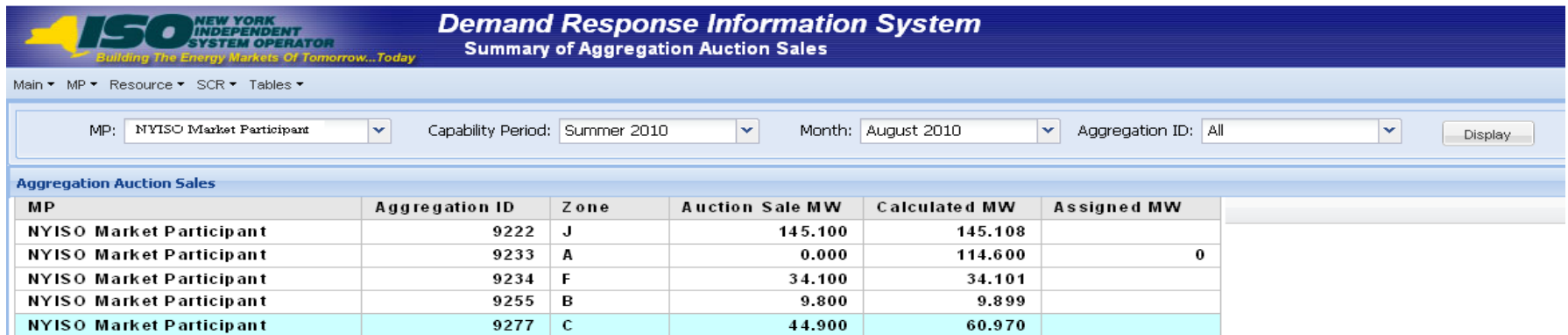
**Resource Auction Sales**

Resource ID	Resource Name	Calculated kW	Assigned kW
999888	Resource One	13284	
999889	Resource Two	21654	
999890	Resource Three	18234	
999891	Resource Four	7798	
	<b>Total</b>	<b>60970</b>	<b>0</b>

Total count: 4 Assign Save Excel

# Report Partial Auction Sales

- ◆ Through the Resource Auction Sales Pane



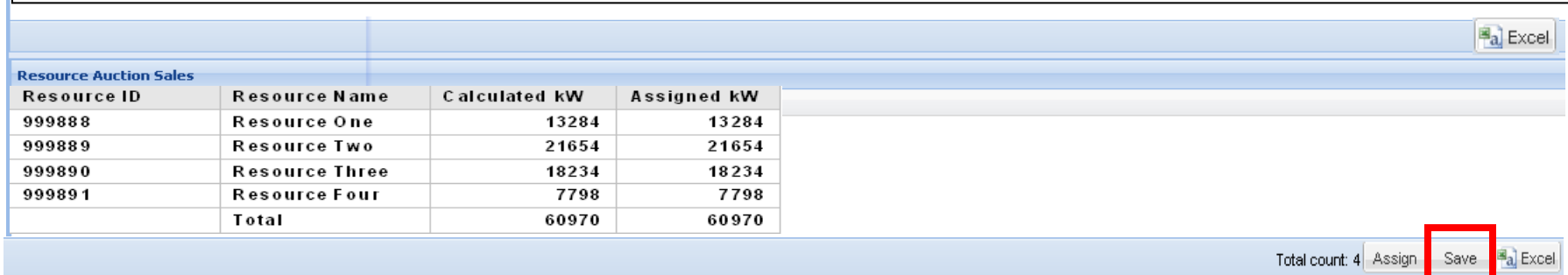
**Demand Response Information System**  
Summary of Aggregation Auction Sales

MP: NYISO Market Participant    Capability Period: Summer 2010    Month: August 2010    Aggregation ID: All    Display

MP	Aggregation ID	Zone	Auction Sale MW	Calculated MW	Assigned MW
NYISO Market Participant	9222	J	145.100	145.108	
NYISO Market Participant	9233	A	0.000	114.600	0
NYISO Market Participant	9234	F	34.100	34.101	
NYISO Market Participant	9255	B	9.800	9.899	
NYISO Market Participant	9277	C	44.900	60.970	

**Step 3: Click "Save" to save the full UCAP kW for each resource which DRIS assigned in Step 2**

- *This step must be performed prior to manually updating the resource partial sales*



**Resource Auction Sales**


Resource ID	Resource Name	Calculated kW	Assigned kW
999888	Resource One	13284	13284
999889	Resource Two	21654	21654
999890	Resource Three	18234	18234
999891	Resource Four	7798	7798
	<b>Total</b>	<b>60970</b>	<b>60970</b>

Total count: 4    Assign    **Save**    Excel



# Report Partial Auction Sales

- ◆ Through the Resource Auction Sales Pane


**Demand Response Information System**  
Summary of Aggregation Auction Sales

Main ▾ MP ▾ Resource ▾ SCR ▾ Tables ▾

MP: NYISO Market Participant ▾ Capability Period: Summer 2010 ▾ Month: August 2010 ▾ Aggregation ID: All ▾ Display

**Aggregation Auction Sales**

MP	Aggregation ID	Zone	Auction Sale MW	Calculated MW	Assigned MW
NYISO Market Participant	9222	J	145.100	145.108	
NYISO Market Participant	9233	A	0.000	114.600	0
NYISO Market Participant	9234	F	34.100	34.101	
NYISO Market Participant	9255	B	9.800	9.899	
NYISO Market Participant	9277	C	44.900	60.970	

**Step 4:** Click inside the row of the resource for which Assigned kW should be updated and enter the partial sales value

- Repeat this step for each resource requiring a partial sale assignment

Excel


**Resource Auction Sales**

Resource ID	Resource Name	Calculated kW	Assigned kW
999888	Resource One	13284	9697
999889	Resource Two	21654	15807
999890	Resource Three	18234	13310
999891	Resource Four	7798	6086
	<b>Total</b>	<b>60970</b>	<b>44900</b>

Total count: 4 Assign Save Excel

# Report Partial Auction Sales

- ◆ Through the Resource Auction Sales Pane


**Demand Response Information System**  
Summary of Aggregation Auction Sales


Main ▾ MP ▾ Resource ▾ SCR ▾ Tables ▾

MP: NYISO Market Participant ▾ Capability Period: Summer 2010 ▾ Month: August 2010 ▾ Aggregation ID: All ▾ Display

**Aggregation Auction Sales**


MP	Aggregation ID	Zone	Auction Sale MW	Calculated MW	Assigned MW
NYISO Market Participant	9222	J	145.100	145.108	
NYISO Market Participant	9233	A	0.000	114.600	
NYISO Market Participant	9234	F	34.100	34.101	
NYISO Market Participant	9255	B	9.800	9.899	
NYISO Market Participant	9277	C	44.900	60.970	44.900

**Step 5:** When all resources have the correct partial sale assignment, click “Save” and DRIS will update the total Assigned MW for the Aggregation in the Aggregation Markets Auction Sales pane



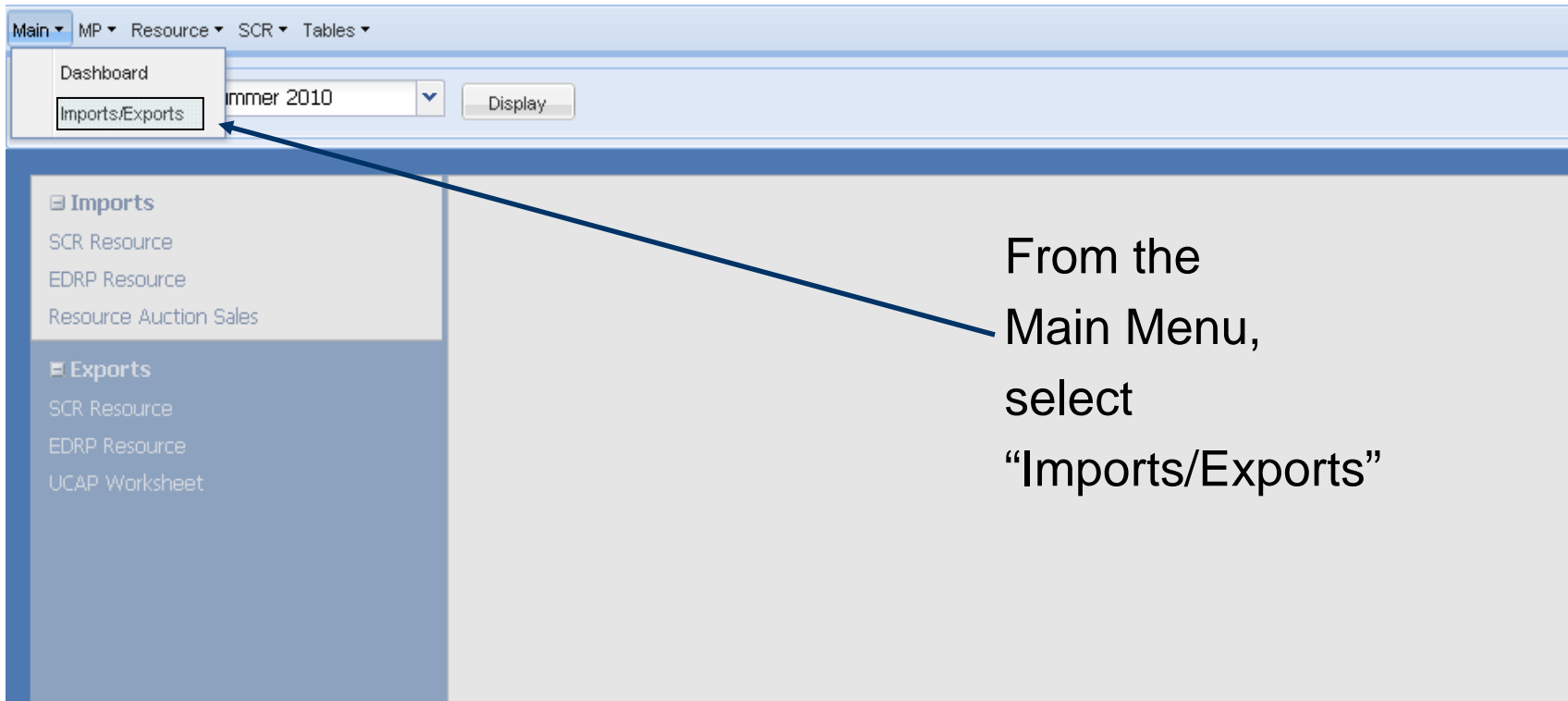
**Resource Auction Sales**

Resource ID	Resource Name	Calculated kW	Assigned kW
999888	Resource One	13284	9697
999889	Resource Two	21654	15807
999890	Resource Three	18234	13310
999891	Resource Four	7798	6086
	<b>Total</b>	<b>60970</b>	<b>44900</b>

Total count: 4 Assign Save 

# Import Partial Auction Sales

- ◆ Through the Resource Auction Sales Import File

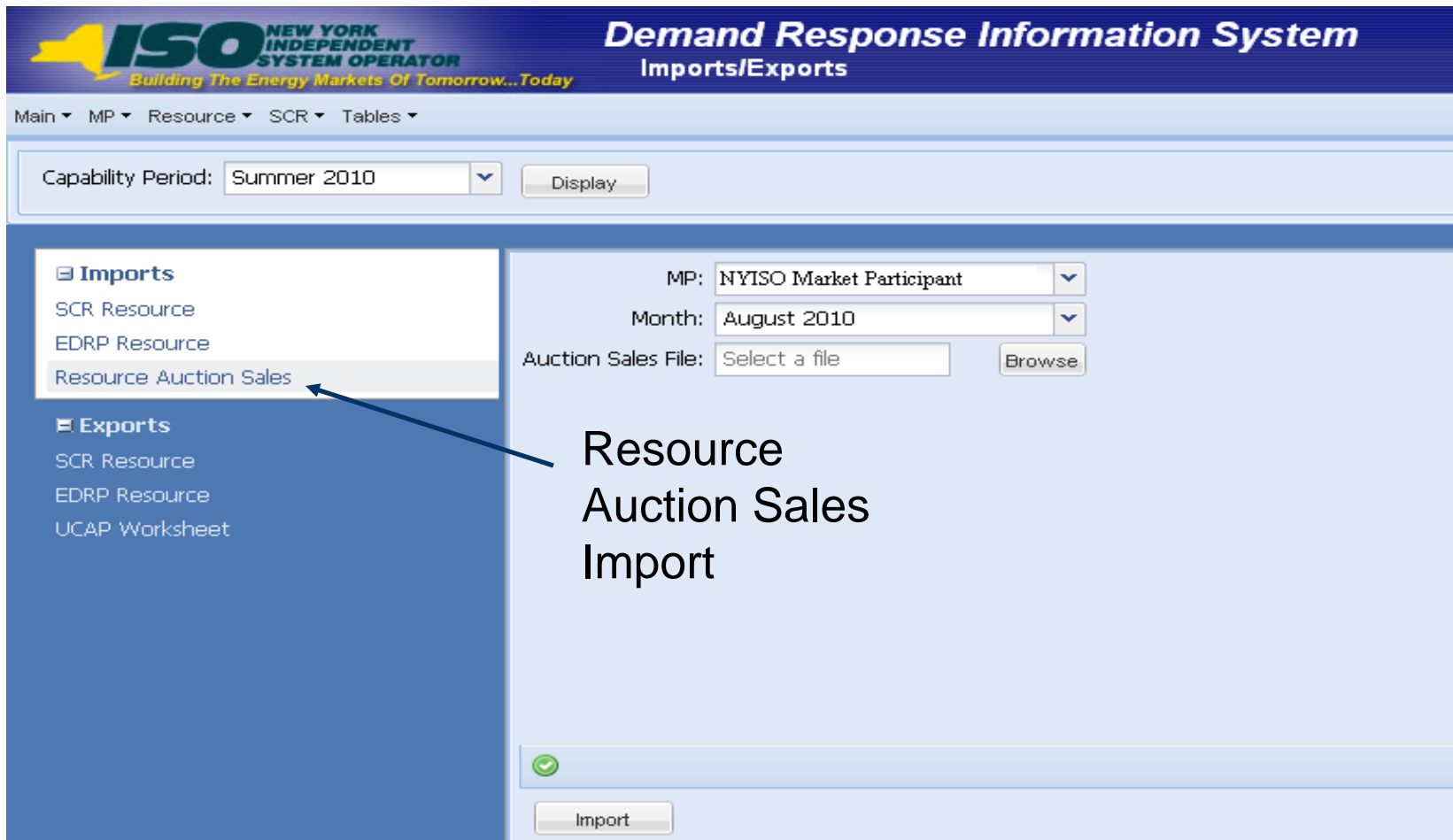


The screenshot shows the ISO New York web application interface. At the top, there is a navigation bar with dropdown menus for 'Main', 'MP', 'Resource', 'SCR', and 'Tables'. Below this, there is a 'Dashboard' section with a dropdown menu for 'Imports/Exports' and a 'Display' button. The main content area is divided into two sections: 'Imports' and 'Exports'. The 'Imports' section includes 'SCR Resource', 'EDRP Resource', and 'Resource Auction Sales'. The 'Exports' section includes 'SCR Resource', 'EDRP Resource', and 'UCAP Worksheet'. A blue arrow points from the 'Imports/Exports' dropdown menu to the text on the right.

From the Main Menu, select "Imports/Exports"

# Import Partial Auction Sales

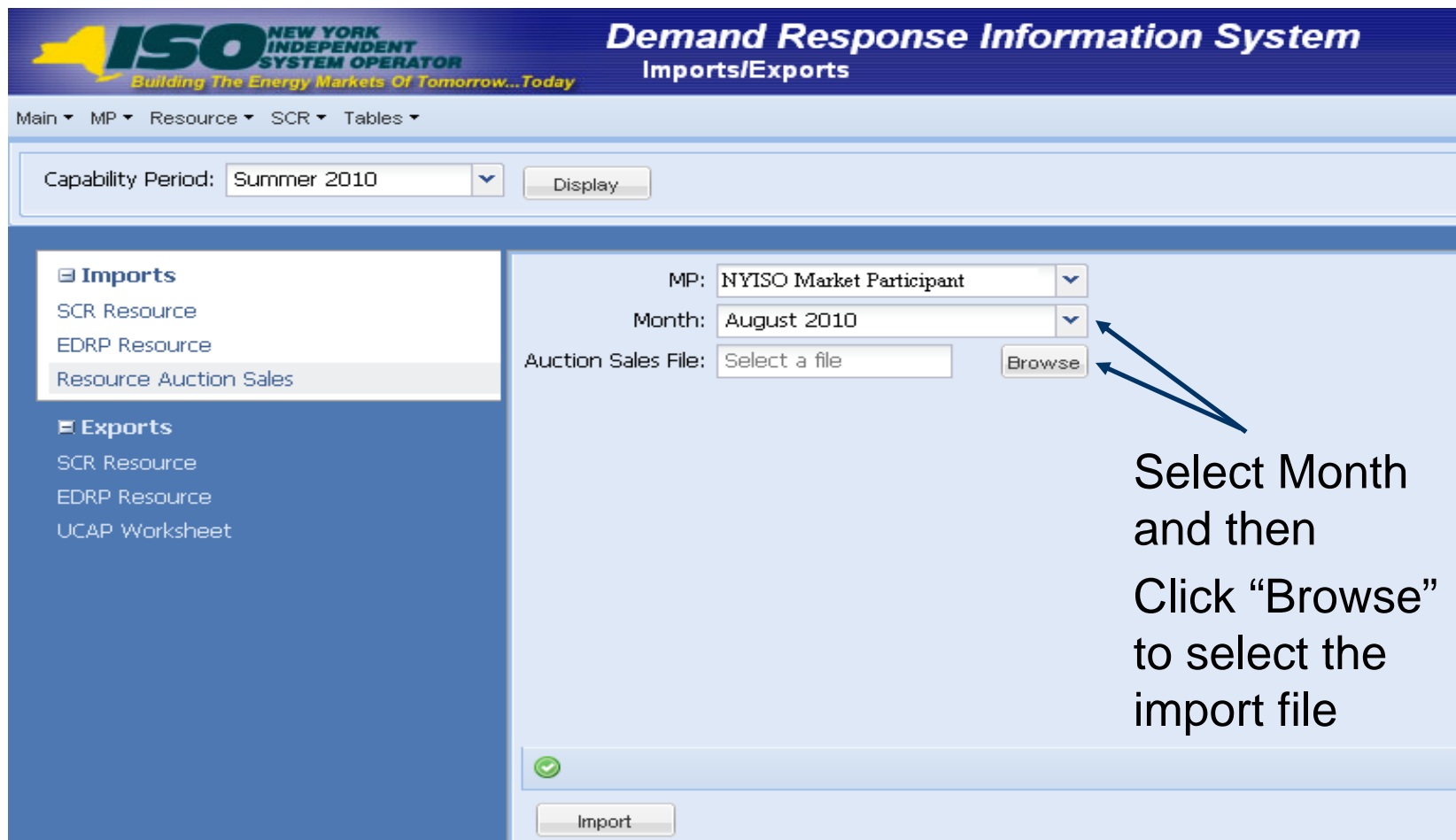
- ◆ Select Capability Period and click “Display”
- ◆ Select Resource Auction Sales from the list of Imports



The screenshot shows the 'Demand Response Information System Imports/Exports' interface. At the top, there is a navigation menu with 'Main', 'MP', 'Resource', 'SCR', and 'Tables'. Below this, a 'Capability Period' dropdown is set to 'Summer 2010' with a 'Display' button. A left-hand sidebar contains a tree view with 'Imports' and 'Exports' sections. Under 'Imports', 'Resource Auction Sales' is selected and highlighted, with a blue arrow pointing to it from the text 'Resource Auction Sales Import'. The main content area contains fields for 'MP' (set to 'NYISO Market Participant'), 'Month' (set to 'August 2010'), and 'Auction Sales File' (with a 'Select a file' input and a 'Browse' button). At the bottom, there is a green checkmark icon and an 'Import' button.

# Reporting Partial Auction Sales

- ◆ Select the Month for which the Resource Sales apply
- ◆ Click “Browse” to find and select the file for importing

The screenshot shows the "Demand Response Information System Imports/Exports" web interface. At the top, there is a navigation menu with "Main", "MP", "Resource", "SCR", and "Tables". Below the menu, a "Capability Period" dropdown is set to "Summer 2010" with a "Display" button. The main content area is split into two columns. The left column contains a sidebar with "Imports" and "Exports" sections. Under "Imports", "Resource Auction Sales" is selected. The right column contains form fields: "MP" (NYISO Market Participant), "Month" (August 2010), and "Auction Sales File" (Select a file) with a "Browse" button. A green checkmark icon is visible at the bottom left of the form area, and an "Import" button is at the bottom center. Two blue arrows point from the text "Select Month and then Click 'Browse' to select the import file" to the "Month" dropdown and the "Browse" button respectively.

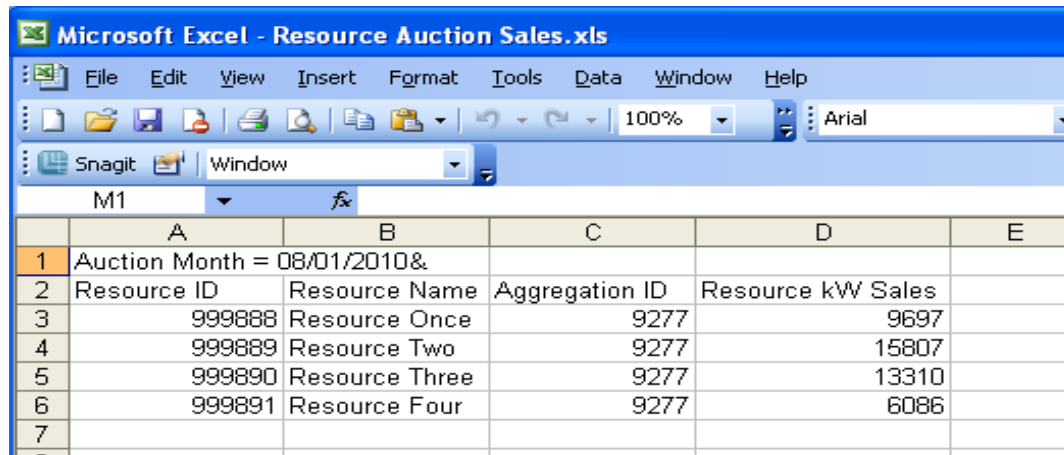
Select Month  
and then  
Click “Browse”  
to select the  
import file

# Creating the Resource Auction Sales Import File

- ◆ File header
  - *First line/row: Auction Month*
    - Format: Auction Month=mm/dd/yyyy&
      - ***Ampersand (&) is required***
- ◆ Column headers may be included in Import File
  - *Resource ID*
  - *Resource Name*
  - *Resource Aggregation ID*
  - *Resource kW Sales*
- ◆ ***Only CSV format may be imported into DRIS***
- ◆ ***There is no export file from DRIS for resource auction sales***

# Import File Examples with File Header Rows

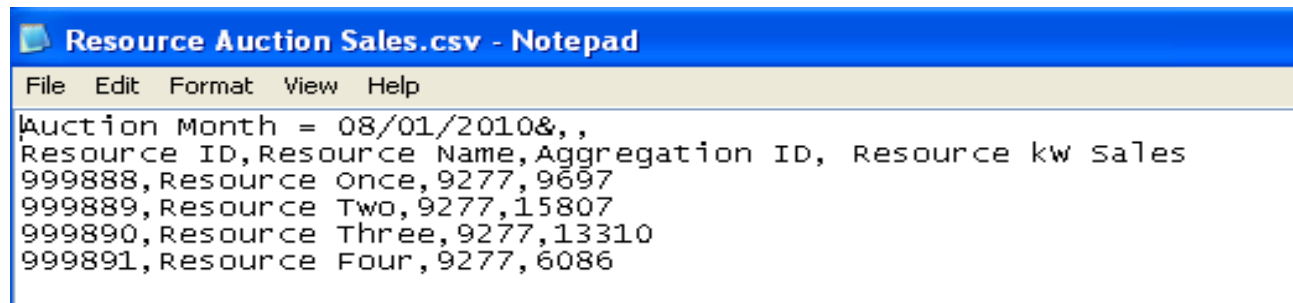
Example: XLS, XLSX Formats – **ONLY CSV FORMAT MAY BE IMPORTED**



	A	B	C	D	E
1	Auction Month = 08/01/2010&				
2	Resource ID	Resource Name	Aggregation ID	Resource kW Sales	
3	999888	Resource Once	9277	9697	
4	999889	Resource Two	9277	15807	
5	999890	Resource Three	9277	13310	
6	999891	Resource Four	9277	6086	
7					

## Example: CSV Format

*(commas inserted when saving a CSV from Excel or Open Office may be left in the file and will not affect import)*



```

Resource Auction Sales.csv - Notepad
File Edit Format View Help
Auction Month = 08/01/2010&, ,
Resource ID,Resource Name,Aggregation ID, Resource kW Sales
999888,Resource Once,9277,9697
999889,Resource Two,9277,15807
999890,Resource Three,9277,13310
999891,Resource Four,9277,6086
    
```

---

# Creating the Resource Auction Sales Import File

- ◆ Resources should be listed individually on the import file.
- ◆ All resources within the partially sold Aggregation must be reported. (If a resource is being assigned zero as part of the partially sold Aggregation, it still must be reported on the import file.)
- ◆ Only resources for Aggregations that have auction sales greater than zero and less than the UCAP value can be reported.



# Importing the Resource Auction Sales File

- ◆ Must be done within specified timeframe
  - *“SCR Partial Sales Reporting” Event on the DRIS Calendar*
  
- ◆ After the date of the Close of Partial Sales Reporting calendar event, any unreported partially sold Aggregation will use the full UCAP amount of each resource in the Aggregation for performance calculations
  
- ◆ Aggregations with zero sales **should not** report partial sales. Resources within an Aggregation with zero sales will automatically be assigned zero as their UCAP value

## Steps After the Import

- ◆ Review the Import History and make necessary corrections based on Exceptions and re-import
  
- ◆ Possible Exceptions (examples):
  - *Auction month in Import File Header must match auction month selected from screen when importing*
  - *Resources on the file must be enrolled for the auction month corresponding to the import auction month*
  - *All resources for the Aggregations being reported must be on the import file*
    - *List ALL resources even if their reported value is zero kW*
  - *The sum of the resource kW for an Aggregation being reported on the import file must be equal to or greater than the MW sold in the ICAP Market*
  
- ◆ One exception will cause the whole file to fail import
  - *No resource partial sales are updated until the file receives no exceptions*

# Import History

- ◆ Resource Auction Sales import file results will appear in the Import History on the Imports/Exports screen
- ◆ Each time a file is imported, an Import History file record is created with the same name as the import file, even if there are no exceptions
- ◆ Import History record at the bottom of the Import/Export screen provides a summary of the information in the import file

➤ *Record Count*

➤ *Records Added*

➤ *Records Exceptions*

Import History					
Import Type	MP	File Name	Import Start Date	Import End Date	Rec <sup>o</sup> Cou <sup>d</sup>
ICAP_RESOURCE_AUCTION_SALES	MP One	MP_One_PartialSales_Aug2010.csv	08/17/2010 14:37:51	08/17/2010 14:37:52	
SCR_Resource	MP One	MP_July-2010-.csv	07/15/2010 16:15:05	07/15/2010 16:15:05	
SCR_Resource	MP One	MP_June-2010.csv	06/16/2010 16:05:11	06/16/2010 16:05:11	
SCR_Resource	MP One	MP_May-2010-revised.csv	05/14/2010 15:50:08	05/14/2010 15:50:08	

Page 1 of 1      Displaying 1 - 7 of 7      Export Exceptions

©2009 New York Independent System Operator. All rights reserved.      You are logged in as Name (Logout)

# Viewing an Import History File

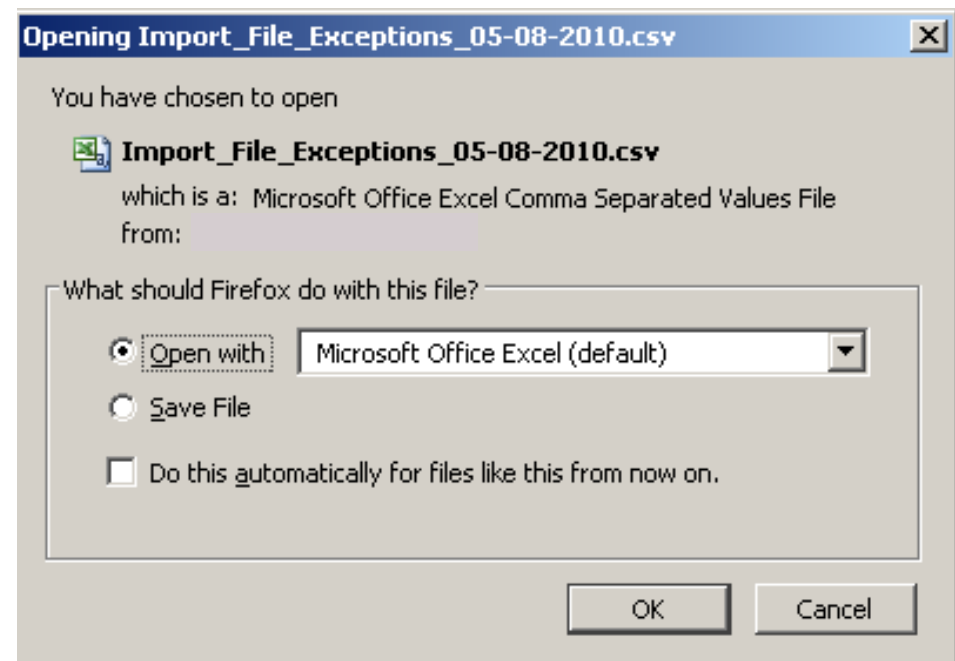
- ◆ To view details of an Import History entry
  - *Click “Export Exceptions” button in lower right, below the Import History window grid*
  - *Option to Open or Save file*

Records Added	Records Exception	Records Pending
7	0	
3	4	
1	0	
6	0	

Displaying 1 - 7 of 7

**Export Exceptions**

You are logged in as Name (Logout)





The New York Independent System Operator (NYISO) is a not-for-profit corporation that began operations in 1999. The NYISO operates New York's bulk electricity grid, administers the state's wholesale electricity markets, and provides comprehensive reliability planning for the state's bulk electricity system.

---

***[www.nyiso.com](http://www.nyiso.com)***