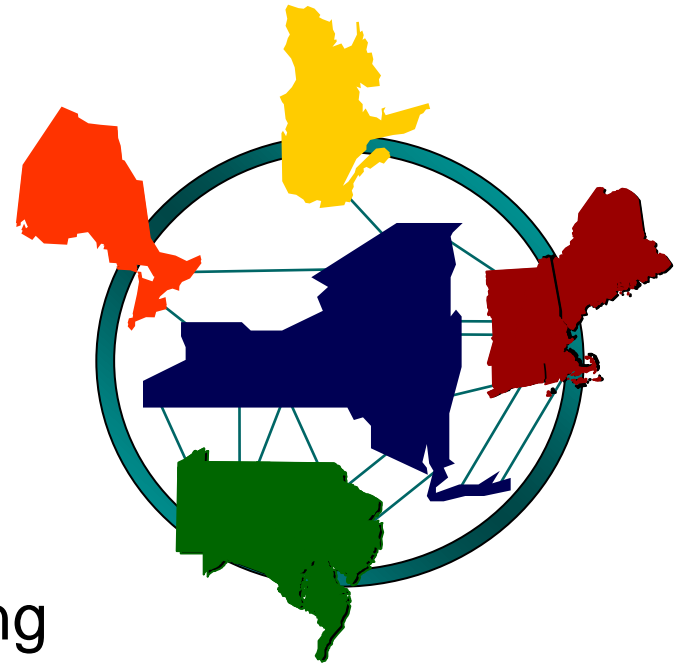


Northeast Seams Report

Update on Northeast Seams Issues

June 14, 2011

NYISO Management Committee Meeting



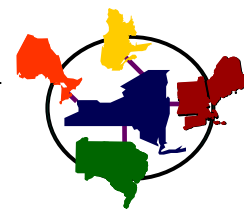
Draft –for Discussion Purposes Only



Broader Regional Markets

Issue	Description
1. Market Solutions to Loop Flow: Buy-Through of Congestion	<ul style="list-style-type: none">▪ Unscheduled power flows, particularly around Lake Erie, can negatively impact both electric system reliability and market operations. The NYISO is conducting a comprehensive investigation of transaction scheduling and pricing protocols and incentives in order to assist its efforts to work with PJM, MISO and IESO to develop an alternative long-term solution to address mitigate the market and reliability impacts of unscheduled Lake Erie power flows. The results of this ongoing analysis have been, and will continue to be, shared with stakeholders to facilitate an informed discussion of a viable long term solution for managing loop flow.▪ At the May 24, 2010 MIWG meeting NYISO provided updates on the six initiatives identified in the January 12, 2010 Broader Regional Markets report:<ul style="list-style-type: none">◆ <i>Interface Pricing Revisions</i>◆ <i>Regional PAR Coordination Operating Guide</i>◆ <i>Parallel Flow Visualization</i>◆ <i>Buy-through of Congestion</i>◆ <i>Market-to-Market Coordination</i>◆ <i>Enhanced Interregional Transaction Coordination</i>

Note: The complete list of seams issues is updated each quarter for FERC. This is only a summary of recent activities.



Broader Regional Markets

Issue	Description
1. Market Solutions to Loop Flow: Buy-Through of Congestion (continued)	<ul style="list-style-type: none">▪ Following a series of stakeholder meetings at the NYISO's December 8, 2010 Business Issues Committee (BIC) meeting stakeholders approved the conceptual design of the proposed Buy-Through of Congestion mechanism for recovery of congestion management costs incurred in managing loop flow impacts. The mechanism would provide an alternative to market and operational interruptions caused by Transmission Loading Relief (TLR) actions by establishing an economic based alternative to imposed curtailment.▪ Per the December 30, 2010 FERC order, the NYISO has suspended work on Buy-Through of Congestion in order to focus resources on the Commission's priorities of Interface Pricing and Market to Market.

Note: The complete list of seams issues is updated each quarter for FERC. This is only a summary of recent activities.



Broader Regional Markets

Issue	Description
<p>2. Market Solutions to Loop Flow: Interregional Congestion Management</p>	<ul style="list-style-type: none"> ▪ NYISO and PJM are evaluating a coordinated bilateral Congestion Management Process concept. This intent of this activity is to develop a concept that enables optimal dispatch between control areas such that one control area may alleviate congestion in the other. ▪ A kick off meeting was held in August 2010 for a regional PAR coordination study. In addition to identifying devices with the ability to manage loop flows the study will identify regional paths and flowgates significantly impacted by Lake Erie loop flows. The NYISO’s August 16, 2010 Broader Regional Markets initiatives report filed with FERC provides further detail on the preliminary scope of this study. ▪ On October 20, 2010 Midwest ISO and ITC filed proposed tariff amendments at FERC seeking to allocate 30.9 % of the cost of ITC's phase angle regulating transformers at Bunce Creek on the Michigan-Ontario border to New York, and 19.5% to PJM. The Commission has set a November 10, 2010 comment date in Docket No. ER11-1844. The NYISO intends to vigorously oppose this proposal. ▪ On November 17, 2010 the NYISO, the New York TOs, ISO-New England and many other entities filed protests in opposition to joint Midwest ISO-ITC cost allocation proposal. NYISO contends that the cost allocation proposal is not consistent with Commission precedent or the Commission’s recent transmission planning and cost allocation NOPR. ▪ On December 30, 2010 FERC issued an order elevating the priority of the Market-to-Market Coordination/Congestion Management and Interface Pricing Revision elements of the NYISO’s Broader Regional Markets plan.

Note: The complete list of seams issues is updated each quarter for FERC. This is only a summary of recent activities.



Broader Regional Markets

Issue	Description
2. Market Solutions to Loop Flow: Interregional Congestion Management <i>(continued)</i>	<ul style="list-style-type: none">▪ At the May 26, 2011 Market Issues Working Group meeting NYISO provided an update on the development of updates to its interface pricing methodology. NYISO is targeting the fourth quarter of 2011 for the required software deployment.▪ At the May 26, 2011 Market Issues Working Group meeting NYISO provided an update on the development of Market-to-Market Coordination with PJM. Topics covered in this presentation included examples of coordination in real time operations, the process for establishing flowgates, defining market flows, settlements, tariff impacts, and next steps.▪ On July 21, 2011 NYISO will host a joint stakeholder meeting for PJM and NYISO market participants to review and discuss market-to-market coordination.▪ The next settlement conference in the Ontario/Michigan PAR cost allocation proceeding will be held on June 16, 2011.

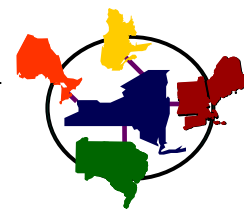
Note: The complete list of seams issues is updated each quarter for FERC. This is only a summary of recent activities.



Broader Regional Markets

Issue	Description
3. Market Solutions to Loop Flow: Enhanced Interregional Transaction Coordination	<ul style="list-style-type: none">▪ Tariff revisions necessary to implement EITC were approved by the MC on October 21, 2010.▪ On May 17, 2011 NYISO implemented Phase 1 of its Enhanced Interregional Transaction Coordination (EITC) initiative that provides 15-minute transaction scheduling capability at the HQ-Chateaugay interface. Commencement of 15-minute scheduling at the HQ-Chateaugay interface is expected in July 2011. Market participants will be given at least a two-week notice prior to the enabling of 15-minute scheduling at the proxy bus.▪ During the first half of 2011 NYISO and ISO-NE held a series of joint stakeholder discussions to review design proposals for improving the efficient utilization of the NY-NE interface. Two distinct options: Tie Optimization (TO) and Coordinated Transaction Scheduling (CTS) were considered.▪ At the June 1, 2011 NEPOOL Markets Committee and NYISO Business Issues Committee joint stakeholder meeting NYISO stakeholders selected the Coordinated Transaction Scheduling proposal with an 85.47% affirmative advisory vote. NE stakeholders voted to approve a separate competing proposal, Tie Optimization, by 61.64%. As a result of this outcome, the ISOs' management will review the merits of each of the proposals and return to stakeholders with a recommendation for moving forward.

Note: The complete list of seams issues is updated each quarter for FERC. This is only a summary of recent activities.



Broader Regional Markets

Issue	Description
3. Market Solutions to Loop Flow: Enhanced Interregional Transaction Coordination (continued)	<ul style="list-style-type: none">▪ At the June 6, 2011 Market Issues Working Group NYISO provided an update on Enhanced Interregional Transaction Coordination (EITC) Phase 3 which will provide for 15-minute transaction scheduling between NY and PJM. Software and tariff changes developed for EITC Phase 1 will support much of the EITC Phase 3 deployment. Additional operational tools and procedures will be developed to support 15-minute checkouts with PJM. NYISO expects to begin implementation in March of 2012.

Note: The complete list of seams issues is updated each quarter for FERC. This is only a summary of recent activities.



Broader Regional Markets

Estimated Benefits of Broader Regional Markets Initiatives

- An analysis of the Broader Regional Markets initiatives conducted by the NYISO's Independent Market Monitor indicates, under a \$6 per MMBTU natural gas price scenario, annual regional savings of at least \$362 million with \$193 million annual savings on New York interfaces and constraints.
- Coordination of flows around Lake Erie would result in an estimated \$53 million in annual savings regionally with \$18 million for New York interfaces and constraints
 - ✓ Gross value of over-priced and under-priced loop flow is \$430 on an annual basis
 - ✓ Reasonable to expect to capture 10-20% of this value
- Improved interface utilization would result in \$309 million in annual savings regionally with \$175 million for New York interfaces and constraints
 - ✓ Measured as reduction in production costs
 - ✓ Results in price convergence between regions
- At the September 27, 2010 joint stakeholder technical conference David Patton presented an update to the analysis of the benefits of the Broader Regional Market Initiatives originally presented at the April 21 MC meeting.

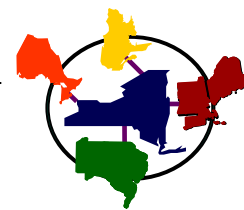
Note: The complete list of seams issues is updated each quarter for FERC. This is only a summary of recent activities.



Broader Regional Markets

Issue	Description
4. Reserves Participation in Adjacent Regional Markets	<ul style="list-style-type: none">▪ There is Market Participant interest in selling operating reserves from generation sources in one region to provide reserves in another region. This issue will be considered along with other longer-term market issues as part of the NYISO Market Evolution Plan, which was presented to NY stakeholders in June 2005. Since late 2005, the NYISO's Market Evolution Plan is part of its strategic planning process. The NYISO suggested this item to its Market Issues WG for stakeholder discussion and prioritization. Following implementation (October 2006) and assessment of their reserve market, ISO-NE will consider inter-control area provision of reserves.▪ The NYISO intends to evaluate the capabilities for cross border reserve trading as part of the Interregional Transaction Coordination effort in 2010.▪ On November 10, 2010 NYISO presented a proposed approach for allowing market participants to purchase or sell Operating Reserves and Regulation Service at an external interface. Reserve product qualification, performance management, scheduling, and settlement aspects of the proposed approach were discussed.

Note: The complete list of seams issues is updated each quarter for FERC. This is only a summary of recent activities.



Broader Regional Markets

Issue	Description
5. Congestion Rent Shortfalls Resulting From External Transmission Outages	<ul style="list-style-type: none">▪ Transmission outages or deratings occurring outside of the NYCA that are not anticipated at the time of a TCC auction can force the NYISO to reduce the assumed transfer capability between the NYCA and the adjacent control area. If the resulting set of TCCs are rendered infeasible, the NYISO will incur congestion rent shortfalls in the day-ahead market. There is currently no way to assign the cost impact (due to the congestion rent shortfall) of that outage to the responsible external transmission owner. In addition, transmission outages or deratings that cause reductions in transfer capability between regions may have an impact on ICAP sales between regions. NYISO Senior Management will evaluate project, scheduling and budget impacts in conjunction with all other identified initiatives and determine what further action will be taken.▪ NYISO will evaluate this issue as part of NYISO’s market rules assessment initiative.

Note: The complete list of seams issues is updated each quarter for FERC. This is only a summary of recent activities.



Broader Regional Markets

Issue	Description
<p>6. Elimination of Rate Pancaking</p>	<ul style="list-style-type: none"> ▪ The NYISO, with the support of the New York TOs, will initiate discussions among the affected parties in the Northeast to explore the potential for rate pancaking relief between New York and PJM. A meeting between the NY and PJM TOs was held on August 18, 2005 to initiate discussions on this issue. With the Transmissions Owners as the primary drivers of this issue, NYISO and PJM are awaiting indications of intent from PJM’s TOs as to the level of priority this issue has with the TOs. PJM has supply transaction data regarding volume and rates for PJM exports into NY. ▪ The NYISO has also initiated discussions with IESO to eliminate export fees. The revenue application review process for the transmitter that owns the inter-tie transmission lines in Ontario, and is responsible to the provincial regulator for this fee, is currently ongoing. The possibility of eliminating the transmission export fee, along with other options, is being discussed at this rate hearing. The decision on the transmitter’s revenue application is expected to be given in May of 2007. ▪ The Ontario Energy Board recently upheld the \$1/MWh export charge from IESO. However, the IESO will be (1) conducting a study on appropriate export transmission service rates for Hydro One Networks’ 2010 rate process; and (2) will start negotiations with the NYISO to pursue a reciprocal arrangement to eliminate export charges. The IESO will begin discussions with its neighbors early in 2008 and will complete its market impact studies in 2009. The Ontario Energy Board must approve any changes to Hydro One’s export transmission charges. ▪ While rate pancaking between NYISO and ISO-NE has already been eliminated, it is anticipated that the recently initiated interregional cost allocation discussions taking place under the Northeastern ISO/RTO Coordination of Planning Protocol will address the elimination of through-and-out charges between NYISO and PJM.

Note: The complete list of seams issues is updated each quarter for FERC. This is only a summary of recent activities.



Broader Regional Markets

Issue	Description
<p>7. Asymmetric Capability Year Impact on Inter-Area Capacity Sales</p>	<ul style="list-style-type: none"> ▪ The NYISO capability year begins May 1st, while the capability years for both PJM and ISO-NE begin on June 1st. The election to use Unforced Deliverability Rights (UDRs) for controllable tie-line capacity at an interface with an external control area is factored into the NYISO’s annual planning process determining locational capacity requirements. The capacity of a controllable tie-line not used for UDRs may be modeled as emergency assistance in the planning process, subsequently reducing the locational capacity requirement. The one month difference between capability years across the ISOs may be an issue in instances where full capability year obligations or contracted capacity from one control area is transitioned to meet requirements in the neighboring control area. ▪ On February 3, 2010 FERC approved Tariff changes necessary to support the Capability Year adjustment election for holders of UDRs. ▪ At the June 17, 2010 Installed Capacity Working Group (ICAP WG) NYISO presented an overview of market design considerations related to the realignment of NYISO’s ICAP Capability Year with neighboring markets. PJM and ISO-NE both employ a planning year beginning on June 1 each year and the NYISO employs two distinct six-month capability periods within a capability year beginning on May 1 each year. The NYISO requested feedback from market participants related to anticipated market benefits, additional perceived obstacles, potential impacts on exports from New York, and prioritization with respect to other ICAP market enhancements.

Note: The complete list of seams issues is updated each quarter for FERC. This is only a summary of recent activities.



Broader Regional Markets

Issue	Description
8. Capacity Market Enhancements	<ul style="list-style-type: none">▪ Explore Impediments to Reciprocal Capacity Wheeling with New England<ul style="list-style-type: none">◆ <i>Identify the scope of issues pertaining to auction structure, timing, planning, operations, IRM/LCR, cost allocation and other impact areas in NY and NE markets</i>▪ Identify/enumerate capacity market seams

Note: The complete list of seams issues is updated each quarter for FERC. This is only a summary of recent activities.



Broader Regional Planning

Issue	Description
9. Coordination of Interregional Planning	<ul style="list-style-type: none"><li data-bbox="575 358 1787 658">▪ The first meeting of the (NYISO) Interregional Planning Task Force was held as a Webex on January 29, 2010, followed by an in person meeting on February 10th . NYISO staff provided updates on IPSAC work plans for 2010 and the EIPC initiative and initiated discussions regarding the development of a process and schedule for addressing cross border planning and cost allocation issues. Numerous IPTF meetings have been held since then, primarily to update stakeholders on IPSAC and EIPC activities as well as to discuss the FERC Planning & Cost Allocation NOPR.<li data-bbox="575 679 1787 901">▪ An IPSAC meeting was held on March 30, 2011 to discuss: Draft IREMM Results of the Interregional Production Cost Study, Draft PROMOD Results of the Interregional Production Cost Study, Integrating Energy Efficiency in Long-Term ISO/RTO Planning, Update on the FERC Planning NOPR and Interregional Issues, EIPC Update, Next Steps on Production Cost Studies, Plans for NCSP11, Environmental issues, and other items.<li data-bbox="575 922 1381 951">▪ The next IPSAC Webex is scheduled for June 27th.

Note: The complete list of seams issues is updated each quarter for FERC. This is only a summary of recent activities.



Broader Regional Planning

Issue	Description
<p>10. Eastern Interconnection Planning Collaborative (EIPC)</p>	<ul style="list-style-type: none"> ▪ On December 18, 2009, the DOE announced award selections totaling \$60 million dollars in funding to develop open and transparent stakeholder processes and to conduct transmission planning analyses on an interconnection-wide basis. The awardees for the Eastern Interconnection were the EIPC proposal for developing the stakeholder process and performing the technical analysis and the EISPC proposal to establish a consensus-building process among the Eastern states to identify resource and policy options as input to the technical analysis. Discussions are underway to finalize an agreement with the DOE. ▪ At a conference call held on November 22nd , the SSC approved the criteria for development of the futures cases; reviewed the proposed high level description of the “Business as Usual” case; and discussed the schedule for development of the futures cases. ▪ EIPC posted a revised Roll-Up Report on November 19th which provided additional details on the regional plans in response to stakeholder questions. ▪ At the SSC meeting held on December 13-14th, the SSC agreed to utilize the EISPC criteria and process for the selection of the Baseline Infrastructure resources in the first instance. The SSC also agreed that the Business As Usual would be the first future and reached agreement on a “high level” definition of the 8 Futures. ▪ On January 18th, 2011 the SSC reviewed the EIPC action and made a decision on the Baseline Infrastructure to be used for all of the Futures.

Note: The complete list of seams issues is updated each quarter for FERC. This is only a summary of recent activities.



Broader Regional Planning

Issue	Description
<p>10. Eastern Interconnection Planning Collaborative (EIPC) (continued)</p>	<ul style="list-style-type: none"> ▪ At the SSC meeting held on Feb 7-8th, 2011 the SSC finalized the definition of the Business As Usual Future and its sensitivities and agreed upon the data inputs for the BAU cases. They also approved the high level definitions for the remaining 7 Futures and most sensitivities. ▪ At the SSC meeting held on March 28-29, 2011 the SSC reviewed the initial BAU case results and made a final decision on the majority of data inputs for the remaining Futures and sensitivities. ▪ On April 29th the SSC decided to use the revised assumptions for the EPA non-carbon regulations as the basis for the remaining futures.

Note: The complete list of seams issues is updated each quarter for FERC. This is only a summary of recent activities.



Broader Regional Planning

Issue	Description
<p>10. Eastern Interconnection Planning Collaborative (EIPC) (continued)</p>	<ul style="list-style-type: none"> ▪ On May 28th, the SSC reached a consensus on the final set of eight “resource expansion futures”, and the data inputs for all sensitivity cases to be studied. These futures are: <ul style="list-style-type: none"> ♦ <i>Business as Usual</i> ♦ <i>Federal Carbon Constraint: National Implementation</i> ♦ <i>Federal Carbon Constraint: State and Regional Implementation</i> ♦ <i>Aggressive Energy Efficiency, Demand Response, Distributed Generation and Smart Grid</i> ♦ <i>National Renewable Portfolio Standard (RPS): Top Down Implementation</i> ♦ <i>National RPS: State and Regional Implementation</i> ♦ <i>Nuclear Resurgence</i> ♦ <i>Combined Federal Climate and Energy Policy</i> ♦ On May 26th, CRA posted the initial results for Future #2

Note: The complete list of seams issues is updated each quarter for FERC. This is only a summary of recent activities.