

PPT

Project Status Updates






April 11, 2005

Agenda

- **Corporate Product Management Update**
- **Project Release Calendar**
 - *Upcoming Releases*
- **Project Status**
 - *Recent Project Releases*
 - *Upcoming Releases*
 - ▶ May Releases
 - ▶ June Releases
- **Status of Project Budget**
 - *Original v. Revised*
 - *Summary of changes and transfers*

Release Planning Calendar

NYISO Project Planning Calendar							Project Phase / Comments
Project	Apr	May	June	July	Aug	Sep	
Billing Corrections	◇	◇	◇	◇	◇	◇	
Rate Schedule 1 Alloc. (80/20)				◇			Analysis - deployment date to be confirmed
NTAC / TSC							Analysis - Release planned for 09/2005
Billing Simulator (BAS repl.)							Iterative Development/QA has begun - targeting implementing 12/2005
DSS							Analysis - 2nd release scheduled 06/2005
Impact Projects for DSS							Release planned to support CTL
TCC - Auction Automation			◇				Analysis - plan is being developed to determine strategy
15 Minute Scheduling							Development - Release scheduled 06/2005
CTL							QA - Release scheduled 05/24/2005
ICAP							QA - Release scheduled 9/20/2005
Combined Cycle Units							Planning in progress
SMD2.1 Features / Ext.				◇			Development - Release scheduled 05/24/2005
E-Tagging Phase 2							Development - Release scheduled 06/2005
Consolidate NYISO Offices							Analysis - first phase of migration planned for 12/2005
Web Consolidation (portal)							QA - Release scheduled for 04/ 26/2005

Key	
 Analysis	 Market Testing
 Development	 Planning
 Iterative Dev/QA	◇ Target Deployment Date
 QA	? Scheduled Deployment Date

For discussion purposes only

Project Status & Key Dates

➤ Recent Project Release

- *March 31st*
 - ▶ DSS – March Release FERQ EQR Reporting

➤ Upcoming Releases

- *April 26th*
 - ▶ Web Consolidation – Market Data Exchange
 - WebEx training scheduled
- *May 24th*
 - ▶ SMD 2.1
 - ▶ CTL
 - WebEx training scheduled for May
- *June - Scheduled*
 - ▶ 15 Minute Scheduling
 - ▶ E-Tagging 2.0
 - ▶ DSS – Sign convention, FERQ EQR 2nd phase
 - ▶ Tentative scheduling / planning SMD2.1 additional enhancements & Rate Schedule 1 Allocation

Status of Project Budget - April 2005

Project Number	2005 Deliverable	Project Name	Original Labor (\$MM)	Revised Labor (\$MM)	Change (\$MM)	Original Non-Labor (\$MM)	Revised Non-Labor (\$MM)	Change (\$MM)	Original Total (\$MM)	Revised Total (\$MM)	Change (\$MM)
Baseline	Multiple	Billing System Corrections	NA	NA	NA	NA	NA	NA	NA	NA	NA
A757	Compl.	Billing: TCC Settlement **Complete**	\$ 0.20	\$ -	\$ (0.20)	\$ -	\$ -	\$ -	\$ 0.20	\$ -	\$ (0.20)
A636	Compl.	Billing: Rate Schedule 1 Allocation	\$ 0.20	\$ 0.20	\$ -	\$ 0.20	\$ -	\$ (0.20)	\$ 0.40	\$ 0.20	\$ (0.20)
A716	Compl.	Billing: NTAC & TSC Rate Mgt.	\$ 0.20	\$ 0.25	\$ 0.05	\$ -	\$ 0.25	\$ 0.25	\$ 0.20	\$ 0.50	\$ 0.30
A799	Part.	Billing: BAS Replacement Strategy / Billing Sim.	\$ 0.70	\$ 0.70	\$ -	\$ 1.10	\$ 1.47	\$ 0.37	\$ 1.80	\$ 2.17	\$ 0.37
A795	Part.	Billing: DSS Customer Settlements Expansion	\$ 0.40	\$ 0.75	\$ 0.35	\$ 1.60	\$ 1.60	\$ -	\$ 2.00	\$ 2.35	\$ 0.35
A796	Part.	TCC Auction Automation (Phase 1)	\$ 0.55	\$ 0.55	\$ -	\$ 0.60	\$ 0.60	\$ -	\$ 1.15	\$ 1.15	\$ -
A543	Compl.	UCAP Auction Automation (Phase 1)	\$ 0.15	\$ 0.43	\$ 0.28	\$ 0.50	\$ 0.50	\$ -	\$ 0.65	\$ 0.93	\$ 0.28
A619	Compl.	Controllable Tie Lines Scheduling and Pricing	\$ 0.30	\$ 0.30	\$ -	\$ 0.60	\$ 0.60	\$ -	\$ 0.90	\$ 0.90	\$ -
A764	Compl.	15 Minute Scheduling	\$ 0.10	\$ 0.10	\$ -	\$ 0.30	\$ 0.30	\$ -	\$ 0.40	\$ 0.40	\$ -
A769	Part.	Scheduling of Combined Cycle Units (1)	\$ 1.00	\$ 1.00	\$ -	\$ 0.50	\$ 0.30	\$ (0.20)	\$ 1.50	\$ 1.30	\$ (0.20)
A766	Part.	Self Supply of Reserves (3)	\$ 0.40	\$ 0.20	\$ (0.20)	\$ 0.50	\$ -	\$ (0.50)	\$ 0.90	\$ 0.20	\$ (0.70)
A774	Compl.	SMD Feature Extensions (SMD2.1)	\$ 0.70	\$ 0.70	\$ -	\$ 0.20	\$ 0.71	\$ 0.51	\$ 0.90	\$ 1.41	\$ 0.51
A767	Part.	MIS Enhancements: Comprehensive Bid Mgt. System	\$ 0.50	\$ 0.50	\$ -	\$ 0.10	\$ 0.10	\$ -	\$ 0.60	\$ 0.60	\$ -
A732	Part.	MIS Enhancements: Oracle Forms Replacement	\$ 0.20	\$ 0.20	\$ -	\$ 0.10	\$ -	\$ (0.10)	\$ 0.30	\$ 0.20	\$ (0.10)
A770	Compl.	Outage Schedule Reporting	\$ 0.50	\$ 0.50	\$ -	\$ 0.30	\$ -	\$ (0.30)	\$ 0.80	\$ 0.50	\$ (0.30)
A706	Part.	Intra-Hour Transaction Scheduling (f.k.a. VRD)	\$ 0.10	\$ 0.10	\$ -	\$ 0.50	\$ 0.50	\$ -	\$ 0.60	\$ 0.60	\$ -
A699	Compl.	Market Data Exchange Enhancements (Portal)	\$ 0.10	\$ 0.10	\$ -	\$ 0.70	\$ 0.50	\$ (0.20)	\$ 0.80	\$ 0.60	\$ (0.20)
A771	Compl.	Documentum Expanded Implementation	\$ 0.30	\$ 0.30	\$ -	\$ 0.20	\$ 0.20	\$ -	\$ 0.50	\$ 0.50	\$ -
A775	Part.	Consolidate NYISO Offices (2)	\$ -	\$ 0.35	\$ 0.35	\$ 2.30	\$ 2.30	\$ -	\$ 2.30	\$ 2.65	\$ 0.35
			\$ -	\$ -	\$ -	\$ -	\$ -	\$ -	\$ -	\$ -	\$ -
		Total	\$ 6.60	\$ 7.23	\$ 0.63	\$ 10.30	\$ 9.94	\$ (0.37)	\$ 16.90	\$ 17.17	\$ 0.27

- (1) Pending FERC action on NYISO request for revised implementation schedule.
(2) Consolidate NYISO Offices project labor estimates represent 100% reallocated baseline costs.
(3) Labor and non-labor reallocated - based on FERC decision

Status of Project Budget

➤ New Projects and Budget Transfers:

Project Number	2005 Deliverable	Project Name	Original Labor (\$MM)	Revised Labor (\$MM)	Change (\$MM)	Original Non-Labor (\$MM)	Revised Non-Labor (\$MM)	Change (\$MM)	Original Total (\$MM)	Revised Total (\$MM)	Change (\$MM)
Multiple	Compl.	SMD2 Implementation (4)	\$ -	\$ 0.85	\$ 0.85	\$ -	\$ 1.15	\$ 1.15	\$ -	\$ 2.00	\$ 2.00
A780	Compl.	E-Tagging 2.0	\$ -	\$ 0.18	\$ 0.18	\$ -	\$ 0.57	\$ 0.57	\$ -	\$ 0.75	\$ 0.75
N/A	N/A	Baseline Transfer (5)	\$ -	\$ -	\$ -	\$ -	\$ (1.35)	\$ (1.35)	\$ -	\$ (1.35)	\$ (1.35)
		Total	\$ -	\$ 1.03	\$ 1.03	\$ -	\$ 0.37	\$ 0.37	\$ -	\$ 1.40	\$ 1.40

(4) SMD2 project labor represents 40% reallocated project labor, 50% reallocated baseline labor, and 10% incremental costs.

(5) Baseline Transfer for non labor overrun; labor reallocation under review

Totals:

Original Labor (\$MM)	Revised Labor (\$MM)	Change (\$MM)	Original Non-Labor (\$MM)	Revised Non-Labor (\$MM)	Change (\$MM)	Original Total (\$MM)	Revised Total (\$MM)	Change (\$MM)
\$ 6.60	\$ 8.26	\$ 1.66	\$ 10.30	\$ 10.30	\$ 0.00	\$ 16.90	\$ 18.56	\$ 1.66

For discussion purposes only

Summary of Changes

➤ **Contributing Factors**

- *Change in average contractor rate*
- *SMD 2.0 carry over into 2005*
- *New Projects*
 - ▶ SMD 2.1
 - ▶ E-Tagging 2.0

➤ **Ongoing prioritization reallocations based on scheduling**

- *Adjustment to fund non labor deficit included*
 - ▶ Rate schedule 1, Market data exchange (Portal), Combined Cycle units, Outage scheduling Reporting, MIS enhancements – Oracle Forms
- *Baseline reallocation also transferred*