
Subject: The NYISO Decision Support System (DSS) and the FERC Electric Quarterly Report (EQR)

Statement: Market Participants may create Transaction Import Files for the Federal Energy Regulatory Commission Electric Quarterly Report (FERC EQR), as a service provided by the NYISO, through the DSS. This file is accessible through the Automated Data Delivery (ADD) interface of the DSS and is available in Comma Separated Value (.csv) file format. This Technical Bulletin describes how to create the DSS FERC EQR report and the data types available in the report.

Details:**Introduction**

The Federal Energy Regulatory Commission (FERC) requires organizations that sell electricity or electricity-related products to report details related to the sale of these products through a periodic quarterly report entitled the Electric Quarterly Report (EQR). In the report, which is facilitated by FERC-developed EQR software, companies subject to FERC jurisdiction must summarize, among other information, the sales of a set of FERC-designated standard wholesale electricity products during the most recent calendar quarter.

The FERC EQR software establishes and accepts three defined import files (in CSV, XML file format):

- Filer - details on the filing company;
- Contracts - attributes of contracts to sell EQR products; and
- Transactions - specific transaction details related to the Contracts.

The NYISO DSS contains much of the data that Market Participants are required to report to FERC through the “Transactions File” portion of the FERC EQR. This data is accessible from the DSS via the ADD interface.¹

The ADD interface allows users to request and download their organization’s FERC EQR Transaction Import files related to energy sales, ancillary services sales, and ICAP facilitated through the NYISO market. The EQR reports generated by the DSS include the Market Participant’s financial settlements that are currently in the DSS, current month Voltage Support manual adjustments, and monthly invoice level ICAP amounts. This file is referred to as the “FERC EQR Transaction File” template in ADD.

Market Participants may also request separate reports which detail bilateral energy contracts. In these reports, the price and transaction charge columns are left blank for the MPs to populate. This file is referred to as the “FERC EQR Trans File - Bilat Energy Contracts” template in ADD.

After a user requests a FERC EQR report and it is generated, it is accessible via the DSS ADD for seven (7) days. After which point, the reports may be re-requested by the user.

¹ While the NYISO has facilitated the use of the DSS data base as a tool for assisting Market Participants in preparing their EQR filings, Market Participants are ultimately responsible for the completeness and accuracy of the data that they submit to the FERC through the FERC EQR software.

Depending on the FERC-defined product, the DSS FERC EQR Transaction file reports transactions on a sub hourly, hourly, daily, or monthly level. RTD intervals will typically be 5 minutes or 300 seconds, certain situations require operators to take corrective action and resynchronize the RTD interval to account for Real Time events, this may lead to intervals being less than 300 seconds.

Three additional columns have been added to the right side of the NYISO-generated FERC EQR File. These columns provide the user with information on which DSS objects were queried to create the Transaction record, what rollup levels were used for summing up transactions as well as any logic used to query the DSS objects. These additional columns are provided to help Market Participants verify the data contained in their NYISO-generated FERC EQR File.

Market Participants should refer to Attachments 1 through 4 of this Technical Bulletin for additional information on the file format, data sources, and the level of detail at which the various FERC products are reported.

FERC EQR Transaction files may only be requested from the DSS by Billing Organization and only for months that have been invoiced and loaded into the DSS on or after February 2005. Files are requested by month, not by quarter. This means that when reporting to FERC for a quarter, users will need to request three separate monthly DSS FERC EQR Transaction files.

For further information on the FERC EQR and related software and documentation, Market participants should refer to the FERC EQR web page at <https://www.ferc.gov/docs-filing/eqr.asp>

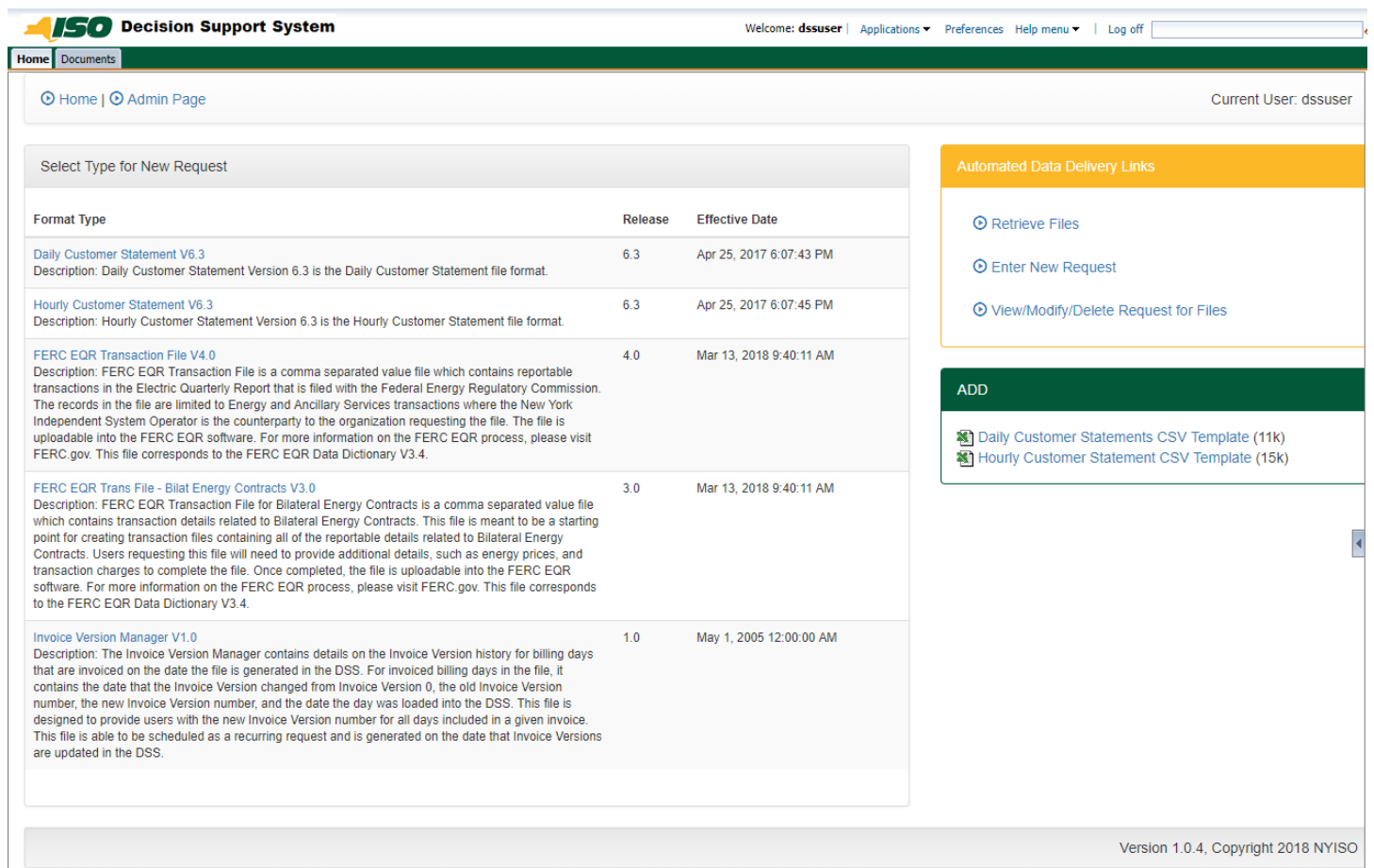
Please Note: Given the added granularity being made available to Market Participants with the updated reports, it may take slightly longer for reports to generate than it did prior to these changes going into effect. Please do not request report generation more than once; doing so will cause the report generation process to fail and start over.

DSS ADD FERC EQR Interface

Market Participants may access their FERC EQR Transaction Files directly from the DSS ADD interface. For general instructions regarding the use of the ADD, Market participants should refer to Technical Bulletin 127 “Accessing Customer Statement Files through the Decision Support System (DSS).”

After successfully logging-in to the DSS and selecting the ADD option, the following screen will appear:

Figure 1: NYISO DSS ADD Enter New Request Screen



Decision Support System Welcome: dssuser | Applications | Preferences | Help menu | Log off

Home | Documents

Home | Admin Page Current User: dssuser

Select Type for New Request

Format Type	Release	Effective Date
Daily Customer Statement V6.3 Description: Daily Customer Statement Version 6.3 is the Daily Customer Statement file format.	6.3	Apr 25, 2017 6:07:43 PM
Hourly Customer Statement V6.3 Description: Hourly Customer Statement Version 6.3 is the Hourly Customer Statement file format.	6.3	Apr 25, 2017 6:07:45 PM
FERC EQR Transaction File V4.0 Description: FERC EQR Transaction File is a comma separated value file which contains reportable transactions in the Electric Quarterly Report that is filed with the Federal Energy Regulatory Commission. The records in the file are limited to Energy and Ancillary Services transactions where the New York Independent System Operator is the counterparty to the organization requesting the file. The file is uploadable into the FERC EQR software. For more information on the FERC EQR process, please visit FERC.gov. This file corresponds to the FERC EQR Data Dictionary V3.4.	4.0	Mar 13, 2018 9:40:11 AM
FERC EQR Trans File - Bilat Energy Contracts V3.0 Description: FERC EQR Transaction File for Bilateral Energy Contracts is a comma separated value file which contains transaction details related to Bilateral Energy Contracts. This file is meant to be a starting point for creating transaction files containing all of the reportable details related to Bilateral Energy Contracts. Users requesting this file will need to provide additional details, such as energy prices, and transaction charges to complete the file. Once completed, the file is uploadable into the FERC EQR software. For more information on the FERC EQR process, please visit FERC.gov. This file corresponds to the FERC EQR Data Dictionary V3.4.	3.0	Mar 13, 2018 9:40:11 AM
Invoice Version Manager V1.0 Description: The Invoice Version Manager contains details on the Invoice Version history for billing days that are invoiced on the date the file is generated in the DSS. For invoiced billing days in the file, it contains the date that the Invoice Version changed from Invoice Version 0, the old Invoice Version number, the new Invoice Version number, and the date the day was loaded into the DSS. This file is designed to provide users with the new Invoice Version number for all days included in a given invoice. This file is able to be scheduled as a recurring request and is generated on the date that Invoice Versions are updated in the DSS.	1.0	May 1, 2005 12:00:00 AM

Automated Data Delivery Links

- Retrieve Files
- Enter New Request
- View/Modify/Delete Request for Files


ADD

- Daily Customer Statements CSV Template (11k)
- Hourly Customer Statement CSV Template (15k)

Version 1.0.4, Copyright 2018 NYISO

After selecting the third option on this screen, “FERC EQR Transaction File V4.0,” the following screen will appear, allowing users to select parameters to generate the Transaction file:

Figure 2: NYISO DSS FERC EQR Enter Request Parameters Screen


Decision Support System

Welcome: **dssuser** |
Applications ▾ |
Preferences |
Help menu ▾ |
Log off

Home | Documents

Home | Admin Page

Current User: dssuser

Enter Request Parameters

Request Options



Requested Format Type	FERC EQR Transaction File V4.0
Requested Format Type Description	FERC EQR Transaction File is a comma separated value file which contains reportable transactions in the Electric Quarterly Report that is filed with the Federal Energy Regulatory Commission. The records in the file are limited to Energy and Ancillary Services transactions where the New York Independent System Operator is the counterparty to the organization requesting the file. The file is uploadable into the FERC EQR software. For more information on the FERC EQR process, please visit FERC.gov. This file corresponds to the FERC EQR Data Dictionary V3.4.
Organization	<input type="text"/>
Request Description	<input type="text"/> ✓
Seller Name	<input type="text"/>
Month/Year	<input type="text"/>

Submit Request

Automated Data Delivery Links

- Retrieve Files
- Enter New Request
- View/Modify/Delete Request for Files


ADD

-  Daily Customer Statements CSV Template (11k)
-  Hourly Customer Statement CSV Template (15k)

Version 1.0.4, Copyright 2018 NYISO

Selecting a Billing Organization name will result in the display of the following screen:

Figure 3: NYISO DSS FERC EQR Enter Request Parameters Screen


Decision Support System

Welcome: **dssuser** |
Applications ▾ |
Preferences |
Help menu ▾ |
Log off

Home | Documents

Home | Admin Page

Current User: dssuser

Enter Request Parameters

Request Options

Requested Format Type
Requested Format Type Description

FERC EQR Transaction File V4.0
FERC EQR Transaction File is a comma separated value file which contains reportable transactions in the Electric Quarterly Report that is filed with the Federal Energy Regulatory Commission. The records in the file are limited to Energy and Ancillary Services transactions where the New York Independent System Operator is the counterparty to the organization requesting the file. The file is uploadable into the FERC EQR software. For more information on the FERC EQR process, please visit FERC.gov. This file corresponds to the FERC EQR Data Dictionary V3.4.

Organization
NYISO Training ✓

Request Description
NYISO Training ✓

Seller Name
NYISO Training ✓

Month/Year

FERC Product Name	Tariff Reference	Contract Service Agreement
Energy	✓	✓
Uplift	✓	✓
Spinning Reserve	✓	✓
Supplemental Reserve	✓	✓
Regulation & Supplement Reserve	✓	✓
Reactive Supply & Voltage Control	✓	✓
Black Start	✓	✓
Capacity	✓	✓
Bilateral Energy (Contract File Only)	✓	✓

Submit Request

Automated Data Delivery Links

- Retrieve Files
- Enter New Request
- View/Modify/Delete Request for Files

ADD

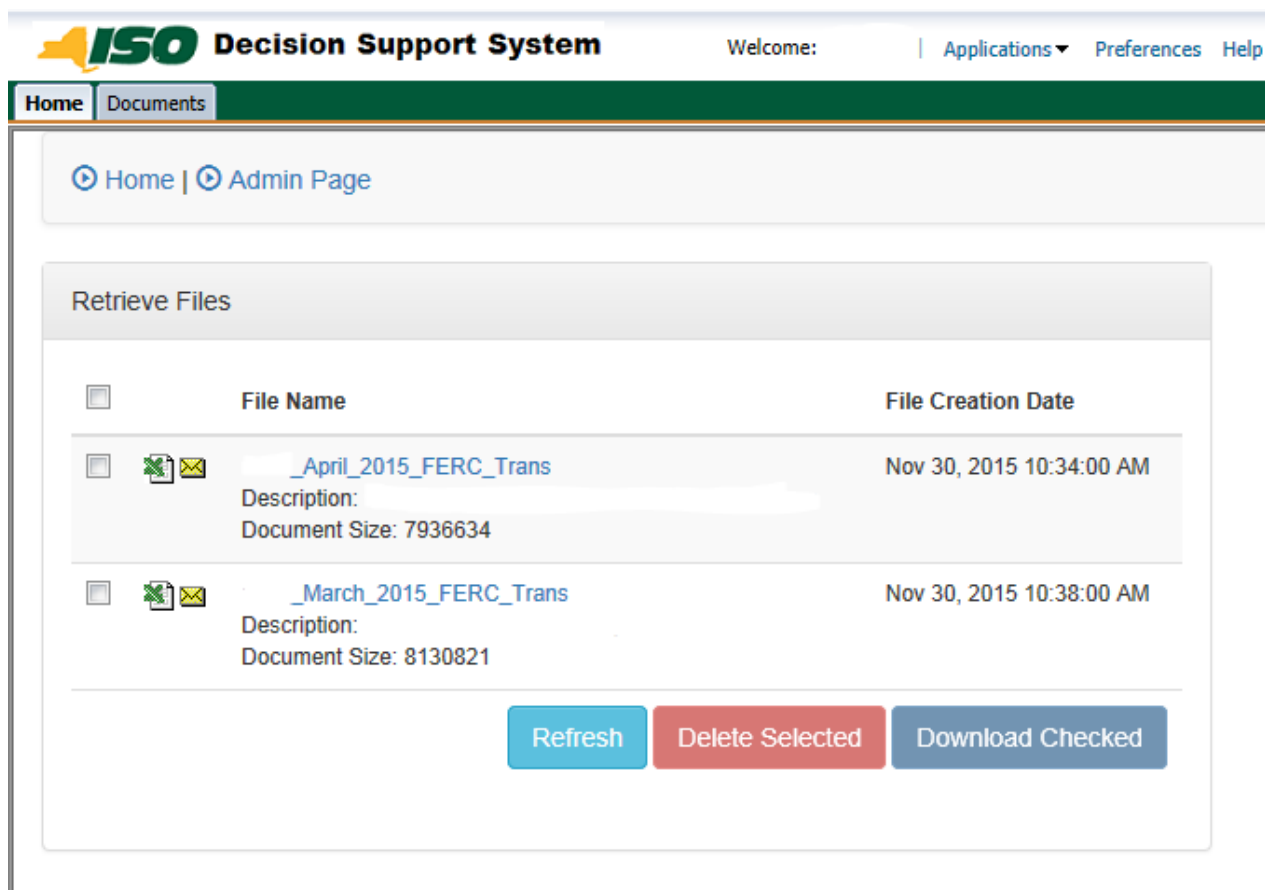
- Daily Customer Statements CSV Template (11k)
- Hourly Customer Statement CSV Template (15k)

The Billing Organization name becomes the default value for the “Request Description” and “Seller Name” fields. Users may edit the “Request Description” field to name the EQR file that will be generated. The “Seller Name” field is editable so that MPs can make any changes necessary to have it match the company name or “seller name” that Market Participants have submitted to FERC in previous EQRs. “Tariff Reference” and “Contract Service Agreement” are also editable by FERC Product. Each of these fields is described in greater detail in the FERC EQR User documentation referenced above in this Technical Bulletin. Values entered in the “Seller Name,” “Tariff Reference,” and “Contract Service Agreement” fields

are used to populate the corresponding columns in the FERC EQR Transaction file. Users should note that the values used for these three fields will be the default values the next time a user from the same Billing Organization requests an EQR report.

EQR reports are generated by Billing Organization and by invoiced month for latest invoiced version. After appropriately entering the parameters described above and selecting the desired “Month/Year” (Note: FIP invoices are not included), users should click the “Submit Request” button at the bottom of the screen. The following message will appear on the screen, “Your attempt to create a new ADD Request was successful.” To access the file, please click on “Retrieve Files” in ADD links. After the system generates the file and users click the “Retrieve Files” link, the FERC EQR Transaction file report will appear in the list of users’ files. (See Figure 4) From this screen, users may download the files to their local systems for use with the FERC EQR software.

Figure 4: NYISO DSS Home ADD Retrieve Files Screen



Selecting “FERC EQR Trans File - Bilat Energy Contracts V3.0” will result in a screen similar to that displayed in Figure 3. Users may edit the fields as described above. Note that since only bilateral energy contracts are reported in the Bilateral Energy Contracts file, values entered in the Tariff Reference and Contract Service Agreement fields for the Energy product will only be incorporated into the Bilateral Energy Contracts file.

The DSS FERC EQR Transaction File Report for NYISO Market Sales (Attachment 1) and The DSS FERC EQR Transaction File Report for Bilateral Energy Sales (Attachment 3)

Attachments 1 and 3 detail the columns contained in the DSS for EQR Transaction files and explains the logic used to populate these columns. Columns A through V represent those columns required by the FERC software. The “tab.col”, “rollup level” and “note” columns are informational columns generated by the DSS and will not affect Market Participant ability to upload the Transaction file into the FERC EQR software. “tab.col” contains the DSS object name(s) that were used as the data source for the records and allow users to reference specific settlement objects in the Business Objects environment. The “rollup level” column contains the rollup criteria used to aggregate the transaction record. The “note” column details the logic employed to generate the record. This column is identical to the “When to Report” column in Attachment 2.

When viewing the file in Microsoft Excel, the ‘transaction begin date’ and ‘transaction end date’ columns can be formatted to display values as ‘YYYYMMDDhhmm’ (YearMonthDayHourMinute). To do so, users should:

- 1) Select the two date column and go into Format Cells/Number
- 2) In the Category drop-down, choose 'Number'. Then, back down the decimal places to 0.
- 3) When saving the file, the user will be asked whether the user wants to save in an Excel file format. The user should click ‘No’ to keep it in a CSV file format.

NYISO Settlement to FERC Product Mapping for NYISO Market Sales (Attachment 2) and NYISO Settlement to FERC Product Mapping for Bilateral Energy Sales (Attachment 4)

Attachments 2 and 4 provide detail on how the DSS aggregates settlements, if at all, by NYISO settlement, location, and time. These tables detail the reporting grain for each transaction type within each EQR file, and links NYISO DSS settlements to FERC EQR products.

Attachment 1

Main FERC EQR File

Column	Population Logic
transaction_unique_id	The format is T1xx##### where 1xx represents transaction type (i.e. 101-Black Start, 102-ICAP) which increments upwards. ##### represents the unique record number which starts with 000001 and increments upwards for each transaction types.
seller_company_name	Billing Org Name for the file (Org Name for the company that the file is for) MP can edit this name, but cannot blank it out.
customer_company_name	New York Independent System Operator
ferc_tariff_reference	Will need to be entered by MP in file request UI
contract_service_agreement	Will need to be entered by MP in file request UI
transaction_unique_identifier	The format is NY1xxYYMM##### where 1xx represents transaction type (i.e. 101-Black Start, 102-ICAP) which increments upwards. YYMM represents Year and Month and ##### represents the unique record number which starts with 000001 and increments upwards for each transaction types.
transaction_begin_date	Begin timestamp for the time interval that the record applies to (Five-Minute, Hour, Day, or Month). For CAMS, rounding will occur to the nearest minute. Format is: YYYYMMDDHHMM
transaction_end_date	End timestamp for the time interval that the record applies to (Five-Minute, Hour, Day, or Month). For CAMS, rounding will occur to the nearest minute. Format is: YYYYMMDDHHMM
trade_date	The date upon which the parties made the legally binding agreement on the price of the transaction. DAM Transactions: Interval Start Day (Eastern) – 1 RT Transactions: Interval Start Day (Eastern) Format is: YYYYMMDD
exchange_broker_service	Blank
type_of_rate	RTO/ISO
time_zone	EP - Eastern Prevailing 25 hour day - repeat hour beginning 1 23 hour day - skip hour beginning 2
point_of_delivery_balancing_authority	Always 'NYIS'
point_of_delivery_specific_location	For settlements that are generic to NYISO (ICAP, VSS, Regulation), use Marcy bus PTID For settlements that are specific to a generator bus (Energy & Ancillary Services, Uplift), use generator PTID For settlements that are specific to an internal zone (Bal Energy for LSE), use internal zone PTID For settlements that are specific to an external proxy bus, (Imports/Exports), use external proxy bus PTID. For settlements that are generic to transactions (Import, Exports, DAM, Uplift), use Subzone PTID. For settlements that are generic to Operating Reserves, use Ancillary Services Pricing Region. Future Release - be able to differentiate b/w In City and Rest of State (include Price and Quantity)
class_name	Will default to 'N/A'. Note: FERC will not accept "N/A" as a response to this field in the EQR report, different value will need to be entered by MP.
term_name	All settlements fall into the short term category ('ST') because < 1 year
increment_name	Appropriate value for the record: M = Monthly, D = Daily, H = Hourly, 5=Five Minute

Attachment 1:

Main FERC EQR File

Column	Population Logic
increment_peaking_name	5-Minute and Hourly settlements - 'P' or 'OP' based on NYISO's definition of Peak/Off-Peak Daily and Monthly - 'N/A' for uplifts and 'FP' for Full Period Voltage and for Black Start
product_name	Populated in accordance with NYISO Settlements to FERC EQR Product mapping
transaction_quantity	Flat rate settlements will always be 1 All other settlements will be the appropriate 'MWH' value
price	Flat rate settlements will always be equal to the TOTAL_TRANSACTION_CHARGE column. All other settlements will be the appropriate PRICE Carry out to number 4 places beyond decimal point.
rate_units	Flat rate settlements will always be 'FLAT RATE' All others will be '\$/MWH' Carry out to number 4 places beyond decimal point.
standardized_quantity	The value is the same as transaction_quantity column for product names ENERGY and CAPACITY. Blank for other product names. Carry out to number 4 places beyond decimal point.
standardized_price	The value is the same as price column for product names ENERGY and CAPACITY. Blank for other product names. Carry out to number 6 places beyond decimal point.
total_transmission_charge	No transmission charges will be reported by NYISO (FERC does not need to see NYISO Transmission Usage Charges or any other transmission charges settled by NYISO) Needs to be 0.
total_transaction_charge	Flat rate settlements will always be equal to the PRICE column. All other settlements will be equal to TRANSACTION_QUANTITY * PRICE Carry out to number 2 places beyond decimal point.
tab.col	Contains the DSS object name(s) that were used as the data source for the record Example: (Uplift for Power Supplier Record): Day ELR DAM MargAsrc Stlmnt (\$) Day DAM BPCG Stlmnt (\$) Day DAM MargAsrc Stlmnt (\$) Day DAM MargAsrc LRR Stlmnt (\$) Day RT BPCG Stlmnt (\$) Day Supplemental Event Stlmnt (\$)
rollup level	Describes the grain/rollup level at which the transaction is aggregated. Example: (Energy LSE): Across Load Buses to Zonal Level
note	Contains details on logic employed to generate the record Example (Balancing Energy for Export Trans Record): Sum when TRANSACTION_QUANTITY <> 0

Attachment 2:

NYISO Settlement to FERC Mapping (NYISO Market Sales File)								
Customer Type	Settlement	FERC EQR Reporting Product	transaction_unique_id identifier	When to Report	Time Grain	Location Grain (Specific Location Column)	Flat Rate (Y/N)	Comments
Power Supplier	DAM Energy for PS	ENERGY	T106000001	When TRANSACTION_QUANTITY > 0	Hourly	Generator PTID	N	
Power Supplier	BalMkt Energy for PS (Non-CLR)	ENERGY	T109000001	When TRANSACTION_QUANTITY < 0	Five Minute	Generator PTID	N	Due to CLR MWs, this will need to be split into two records: 1) 'True' balancing market MWh, RT Price, 'True' balancing market result 2) CLR MWh, DAM Price (price will be the same for all intervals within a given hour), CLR result
Power Supplier	BalMkt Energy for PS (CLR)	ENERGY	T108000001	When TRANSACTION_QUANTITY < 0	Five Minute	Generator PTID	N	Hourly DAM Total Price Due to CLR MWs, this will need to be split into two records: 1) 'True' balancing market MWh, RT Price, 'True' balancing market result 2) CLR MWh, DAM Price (price will be the same for all intervals within a given hour), CLR result
*Data prior to 2008 is not included on the EQR report. Use DSS to retrieve the information.								
Power Supplier	DAM BPCG for PS + RT BPCG for PS + DAMAP for PS + DAMAP due to LRR for PS + ELR DAMAP for PS + Supplemental Event Credit for PS	UPLIFT	T131000001	When TRANSACTION_CHARGE > 0	Daily	Generator PTID	Y	Will aggregate across NYISO settlements that are tied to Uplifts for Power Suppliers Will aggregate up to the Daily level.

Attachment 2:

NYISO Settlement to FERC Mapping (NYISO Market Sales File)								
Customer Type	Settlement	FERC EQR Reporting Product	transaction_unique_id entifier	When to Report	Time Grain	Location Grain (Specific Location Column)	Flat Rate (Y/N)	Comments
Power Supplier	DAM 10Sync Res Avail for PS	SPINNING RESERVE	T120000001	When TRANSACTION_CHARGE > 0	Hourly	Op Res Pricing Region	N	Will aggregate across generators within each pricing region.
Power Supplier	BalMkt 10Sync Res Avail for PS	SPINNING RESERVE	T119000001	When TRANSACTION_QUANTITY <> 0	Five Minute	Op Res Pricing Region	N	Will aggregate across generators within each pricing region.
Power Supplier	DAM 10NSync Res Avail for PS	SUPPLEMENTAL RESERVE	T128000001	When TRANSACTION_CHARGE > 0	Hourly	Op Res Pricing Region	N	Will aggregate across generators within each pricing region.
Power Supplier	BalMkt 10NSync Res Avail for PS	SUPPLEMENTAL RESERVE	T126000001	When TRANSACTION_QUANTITY <> 0	Five Minute	Op Res Pricing Region	N	Will aggregate across generators within each pricing region.
Power Supplier	DAM 30Min Res Avail for PS	SUPPLEMENTAL RESERVE	T129000001	When TRANSACTION_CHARGE > 0	Hourly	Op Res Pricing Region	N	Will aggregate across generators within each pricing region.
Power Supplier	BalMkt 30Min Res Avail for PS	SUPPLEMENTAL RESERVE	T127000001	When TRANSACTION_QUANTITY <> 0	Five Minute	Op Res Pricing Region	N	Will aggregate across generators within each pricing region.
Power Supplier	DAM Regulation Avail for PS	REGULATION & FREQUENCY RESPONSE	T15000001	When TRANSACTION_CHARGE > 0	Hourly	PTID = 24008 (MARCY Station PTID)	N	Rolling up across generators because Regulation price is the same NYISO wide
Power Supplier	BalMkt Regulation Avail for PS	REGULATION & FREQUENCY RESPONSE	T114000001	When TRANSACTION_CHARGE <> 0	Five Minute	PTID = 24008 (MARCY Station PTID)	N	Rolling up across generators because Regulation price is the same NYISO wide
Power Supplier	Regulation Revenue Adjustment for PS	REGULATION & FREQUENCY RESPONSE	T113000001	When TRANSACTION_CHARGE > 0	Five Minute	PTID = 24008 (MARCY Station PTID)	Y	Rolling up across generators because Regulation price is the same NYISO wide.

Attachment 2:

NYISO Settlement to FERC Mapping (NYISO Market Sales File)								
Customer Type	Settlement	FERC EQR Reporting Product	transaction_unique_id entifier	When to Report	Time Grain	Location Grain (Specific Location Column)	Flat Rate (Y/N)	Comments
Power Supplier	VSS for PS + Manual Adjustment for VSS for PS	REACTIVE SUPPLY & VOLTAGE CONTROL	T110000001	When TRANSACTION_CHARGE <= 0	Monthly	PTID = 24008 (MARCY Station PTID)	Y	Rolling up across generators because VSS rate is the same NYISO wide Will aggregate up to the Monthly level.
Power Supplier	VSS LOC for PS	REACTIVE SUPPLY & VOLTAGE CONTROL	T111000001	When TRANSACTION_CHARGE > 0	Daily	PTID = 24008 (MARCY Station PTID)	Y	Rolling up across generators because VSS will be rolled up across generators (VSS rate is the same NYISO wide) Will aggregate up to the Daily level.
Power Supplier	Black Start Service for PS + Local Black Start + Test Black Start for PS	BLACK START	T101000001	When TRANSACTION_CHARGE > 0	Monthly	PTID = 24008 (MARCY Station PTID)	Y	Rolling up across generators because Black Start rate is the same NYISO wide Will aggregate up to the Monthly level.
ICAP	ICAP Credit	CAPACITY	T102000001	When TRANSACTION_CHARGE > 0	Monthly	PTID = 24008 (MARCY Station PTID)	Y	This is the lump sum amount for ICAP that is reported on the first page of the Con Invoice Summary PDF file. This is at the Billing Organization level. Will aggregate up to the Monthly level.
LSE	BalMkt Energy for LSE	ENERGY	T103000001	Report when TRANSACTION_QUANTITY > 0 (Only required when an LSE ends up selling energy to the pool in the Balancing Market (DAM Schedule > RT Schedule))	Five Minute	Zone PTID	N	CS Load SCD BalMkt Load - LSE (MWh) *-1

Attachment 2:

NYISO Settlement to FERC Mapping (NYISO Market Sales File)								
Customer Type	Settlement	FERC EQR Reporting Product	transaction_unique_id identifier	When to Report	Time Grain	Location Grain (Specific Location Column)	Flat Rate (Y/N)	Comments
Transaction Customer	Import ECA Sup Guar for TC + DAM Trans BPCG for TC + RT Trans BPCG for TC	UPLIFT	T130000001	When TRANSACTION_CHARGE > 0	Daily	Subzone PTID	Y	Since import transactions will be priced at the subzonal level (Controllable Tie Lines), we will aggregate across transactions within a given subzone. As well, we will aggregate across NYISO settlements that are tied to Uplifts for bilateral transactions. Will aggregate up to the Daily level.
Transaction Customer	DAM LBMP Energy for TC on Imports	ENERGY	T107000001	On Import LBMP Transactions: When TRANSACTION_QUANTITY > 0	Hourly	Imports: Source Subzone PTID	N	Controllable Tie Lines project will introduce subzonal pricing for import/export transactions.
Transaction Customer	BalMkt LBMP Energy for TC on Exports	ENERGY	T104000001	On Exports: When TRANSACTION_QUANTITY > 0	Five Minute	Exports: Sink Subzone PTID	N	Exports use price at the sink bus. Controllable Tie Lines project will introduce subzonal pricing for import/export transactions.
Transaction Customer	BalMkt LBMP Energy for TC on Imports	ENERGY	T105000001	For Imports: When TRANSACTION_QUANTITY < 0	Five Minute	Imports: Source Subzone PTID	N	Imports use price at the source bus. Controllable Tie Lines project will introduce subzonal pricing for import/export transactions.

Attachment 2:

NYISO Settlement to FERC Mapping (NYISO Market Sales File)								
Customer Type	Settlement	FERC EQR Reporting Product	transaction_unique_id identifier	When to Report	Time Grain	Location Grain (Specific Location Column)	Flat Rate (Y/N)	Comments
Power Supplier	RT Regulation Movement for PS	REGULATION & FREQUENCY RESPONSE	T132000001	When TRANSACTION_CHARGE <> 0	Five Minute	PTID = 24008 (MARCY Station PTID)	N	Rolling up across generators because Regulation movement is the same NYISO wide

Attachment 3:

Bilateral Energy Sales File

Column	Population Logic
transaction_unique_id	The format is T1xx##### where 1xx represents transaction type (i.e. 150-Balance Market Energy, 160-DAM Energy). ##### represents the unique record number which starts with 000001 and increments upwards for each transaction types.
seller_company_name	<p>If the requesting org is the Transaction Customer on the Bilateral Contract: The Billing Org Name for the Transaction Contract's Transaction Customer Organization - the requester can edit this name, but can not blank it out.</p> <p>If the requesting org is the Source Org (& not the Transaction Customer) on the Bilateral Contract: The Billing Org Name for the Transaction Contract's Source Organization</p> <p>If the requesting org is the Sink Org (& not the Transaction Customer) on the Bilateral Contract: The Billing Org Name for the Transaction Contract's Transaction Customer Organization</p> <p>If the requesting org is both the Source Org and Sink Org (& not the Transaction Customer) on the Bilateral Contract: The Billing Org Name for the Transaction Contract's Source Organization</p>
customer_company_name	<p>If the requesting org is the Transaction Customer on the Bilateral Contract: The Billing Org Name for the Transaction Contract's Sink Organization</p> <p>If the requesting org is the Source Org (& not the Transaction Customer) on the Bilateral Contract: The Billing Org Name for the Transaction Contract's Transaction Customer Organization</p> <p>If the requesting org is the Sink Org (& not the Transaction Customer) on the Bilateral Contract: The Billing Org Name for the Transaction Contract's Sink Organization</p> <p>If the requesting org is both the Source Org and Sink Org (& not the Transaction Customer) on the Bilateral Contract: The Billing Org Name for the Transaction Contract's Transaction Customer Organization</p>
ferc_tariff_reference	Will need to be entered by MP in file request UI
contract_service_agreement	Will need to be entered by MP in file request UI
transaction_unique_identifier	The format is NY1xxYYMM##### where 1xx represents transaction type (i.e. 150-Balance Market Energy, 160-DAM Energy). YYMM represents Year and Month and ##### represents the unique record number which starts with 000001 and increments upwards for each transaction types.
transaction_begin_date	Begin timestamp for the time interval that the record applies to (Five Minute, Hour, Day, or Month). Format is: YYYYMMDDHHMM
transaction_end_date	End timestamp for the time interval that the record applies to (Five Minute, Hour, Day, or Month). Format is: YYYYMMDDHHMM
trade_date	<p>The date upon which the parties made the legally binding agreement on the price of the transaction.</p> <p>DAM Transactions: Interval Start Day (Eastern) – 1</p> <p>RT Transactions: Interval Start Day (Eastern)</p> <p>Format is: YYYYMMDD</p>
exchange_brokerage_service	Blank

Attachment 3:

Bilateral Energy Sales File

Column	Population Logic
type_of_rate	Blank
time_zone	EP - Eastern Prevailing 25 hour day - repeat hour beginning 1 23 hour day - skip hour beginning 2
point_of_delivery_balancing_authority	Always NYIS
point_of_delivery_specific_location	Transaction Contract ID
class_name	Will default to 'N/A'
term_name	ST
increment_name	H = Hourly
increment_peaking_name	Hourly settlements - 'P' or 'OP' based on NYISO's definition of Peak/Off-Peak
product_name	Bilateral Energy (only 1 product sold for this file type)
transaction_quantity	For DAM Records: Hr DAM TUC Energy (MW) For BalMkt Records: Hr BalMkt TUC Sched (MW) Carry out to number 4 places beyond decimal point. Note: Filter 'All Attributes' tab on FERC Product = 'ENERGY - For P-to-P Bilat File'
price	Blank
rate_units	'\$/MWH'
standardized_quantity	Blank
standardized_price	Blank
total_transmission_charge	Blank
total_transaction_charge	Blank
tab.col	Contains the DSS object name(s) that were used as the data source for the record For DAM Energy Record: CSTrans: DAM TUC Settlement: Hr DAM TUC Energy (MWh) For Balance Market Energy Record: CSTrans: BalMkt TUC Settlement: SCD BalMkt TUC Sched (MWh)
rollup_level	None
note	Contains details on logic employed to generate the record For DAM Energy Record: 'TRANSACTION_QUANTITY <> 0;TRANSACTION TYPE = TUC;TRANSACTION CATEGORY <> Wheel Through' For Balance Market Energy Record: TRANSACTION_QUANTITY <> 0;TRANSACTION TYPE = TUC;TRANSACTION CATEGORY <> Wheel Through

Attachment 4:

NY Settlement to FERC Product Mapping (Bilateral Energy Sales File)

Customer Type	Settlement	FERC Product	transaction_unique_identifier	When to Report	Time Grain	Location Grain (Specific Location Column)	Flat Rate (Y/N)	Comments
Transaction Customer	DAM Energy for Point-to-Point Bilaterals (not settled by NYISO)	Bilateral Energy	T160000001	When Hr DAM TUC Energy (MWh) <> 0 and Hr DAM TUC Energy (MWh) is not null	Hourly	Transaction Contract ID	N/A	This include: TRANSACTION CATEGORY = All categories (Imports/Exports/Internals) TRANSACTION TYPE = TUC where the Requesting Org is either the TC Organization, Source Organization, or Sink Organization
Transaction Customer	BalMkt Energy for Point-to-Point Bilaterals (not settled by NYISO)	Bilateral Energy	T150000001	When SCD BalMkt TUC Sched (MWh) <> 0 and SCD BalMkt TUC Sched (MWh) is not null	Five Minute	Transaction Contract ID	N/A	This include: TRANSACTION CATEGORY = All categories (Imports/Exports/Internals) except Wheel Throughs, TRANSACTION TYPE = TUC where the Requesting Org is either the TC Organization, Source Organization, or Sink Organization.

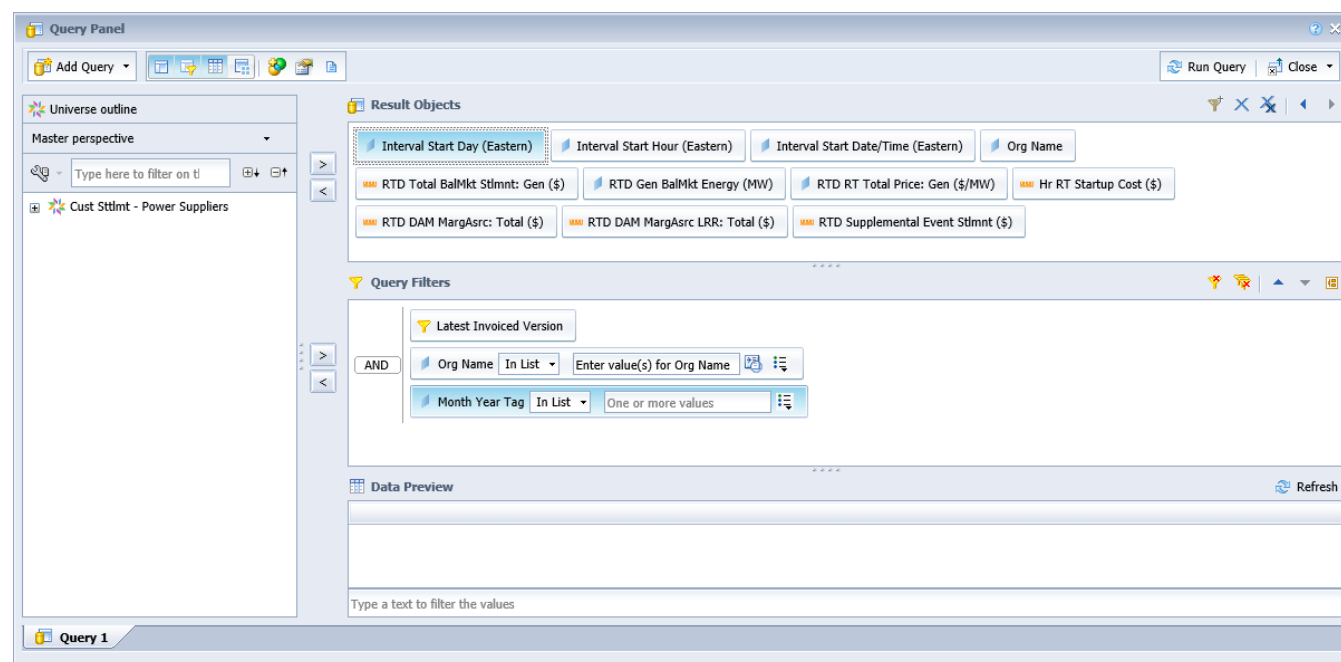
Attachment 3:

MP access to Five-Minute (5) Settlement data in the NYISO DSS

The NYISO DSS contains much of the data the Market Participants are required to report to FERC through the “Transactions File” portion of the FERC EQR, including the five-minute real-time settlement data.

For detail information on creating documents, please refer to the Online Resources for the DSS on NYISO’s Market Training website. Below is a brief summary of the DSS objects that will provide the Market Participant with the five-minute settlement data.

Customer Settlements – Power Suppliers Universe



The screenshot displays the NYISO DSS Query Panel interface. On the left, the 'Universe outline' shows the 'Master perspective' and a search bar. Below it, the 'Cust Sttmt - Power Suppliers' universe is selected. The main area is divided into three sections: 'Result Objects', 'Query Filters', and 'Data Preview'.

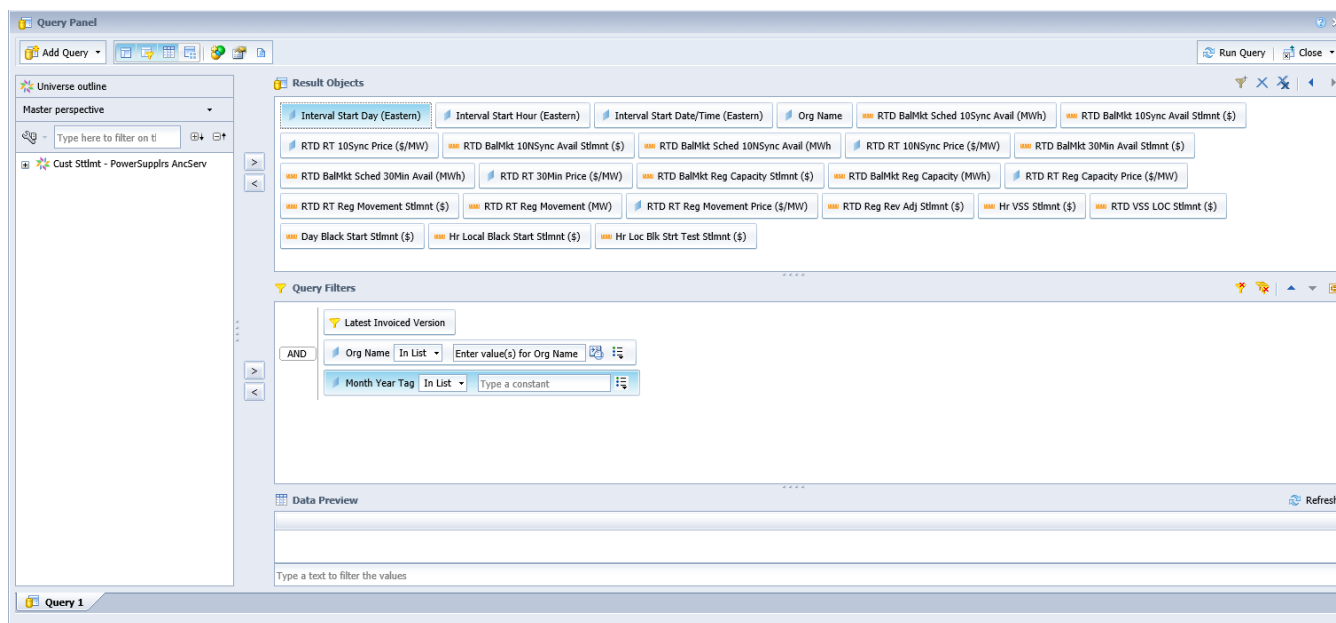
Result Objects: This section contains several query objects, including 'Interval Start Day (Eastern)', 'Interval Start Hour (Eastern)', 'Interval Start Date/Time (Eastern)', 'Org Name', 'RTD Total BalMkt Sttmt: Gen (\$)', 'RTD Gen BalMkt Energy (MW)', 'RTD RT Total Price: Gen (\$/MW)', 'Hr RT Startup Cost (\$)', 'RTD DAM MargAsrc: Total (\$)', 'RTD DAM MargAsrc LRR: Total (\$)', and 'RTD Supplemental Event Sttmt (\$)'.

Query Filters: This section includes a 'Latest Invoiced Version' filter and an 'AND' filter. The 'AND' filter has two conditions: 'Org Name' (In List) and 'Month Year Tag' (In List).

Data Preview: This section is currently empty, with a 'Refresh' button and a text input field for filtering values.

Attachment 3:

Customer Settlements – Power Suppliers Ancillary Services Universe



The screenshot displays the 'Query Panel' interface for the 'Cust Stlmt - PowerSuppls AncServ' universe. The interface is divided into several sections:

- Query Panel Header:** Includes 'Add Query' and 'Run Query' buttons.
- Universe outline:** Shows the 'Master perspective' and the selected universe 'Cust Stlmt - PowerSuppls AncServ'.
- Result Objects:** A collection of data fields including:
 - Interval Start Day (Eastern)
 - Interval Start Hour (Eastern)
 - Interval Start Date/Time (Eastern)
 - Org Name
 - RTD BalMkt Sched 10Sync Avail (MWh)
 - RTD BalMkt 105Sync Avail Stlmt (\$)
 - RTD RT 10Sync Price (\$/MWh)
 - RTD BalMkt 10NSync Avail Stlmt (\$)
 - RTD BalMkt Sched 10NSync Avail (MWh)
 - RTD RT 10NSync Price (\$/MWh)
 - RTD BalMkt 30Min Avail Stlmt (\$)
 - RTD BalMkt Sched 30Min Avail (MWh)
 - RTD RT 30Min Price (\$/MWh)
 - RTD BalMkt Reg Capacity Stlmt (\$)
 - RTD BalMkt Reg Capacity (MWh)
 - RTD RT Reg Capacity Price (\$/MWh)
 - RTD RT Reg Movement Stlmt (\$)
 - RTD RT Reg Movement (MW)
 - RTD RT Reg Movement Price (\$/MWh)
 - RTD Reg Rev Adj Stlmt (\$)
 - Hr VSS Stlmt (\$)
 - RTD VSS LOC Stlmt (\$)
 - Day Black Start Stlmt (\$)
 - Hr Local Black Start Stlmt (\$)
 - Hr Loc Blk Strt Test Stlmt (\$)
- Query Filters:** Includes filters for 'Latest Invoiced Version', 'Org Name' (with a dropdown and 'Enter value(s) for Org Name'), and 'Month Year Tag' (with a dropdown and 'Type a constant').
- Data Preview:** A section for viewing query results, currently empty, with a 'Refresh' button.

Query Panel

Add Query

Universe outline

Master perspective

Cust Stlmt - Loads

Result Objects

Interval Start Day (Eastern)

Interval Start Hour (Eastern)

Interval Start Date/Time (Eastern)

Org Name

SCD Total BalMkt Stlmt - LSE (\$)

SCD Total RT Price - LSE (\$/MW)

SCD BalMkt Load - LSE (MWh)

Query Filters

Latest Invoiced Version

AND

Org Name

In List

Enter value(s) for Org Name

Month Year Tag

In List

One or more values

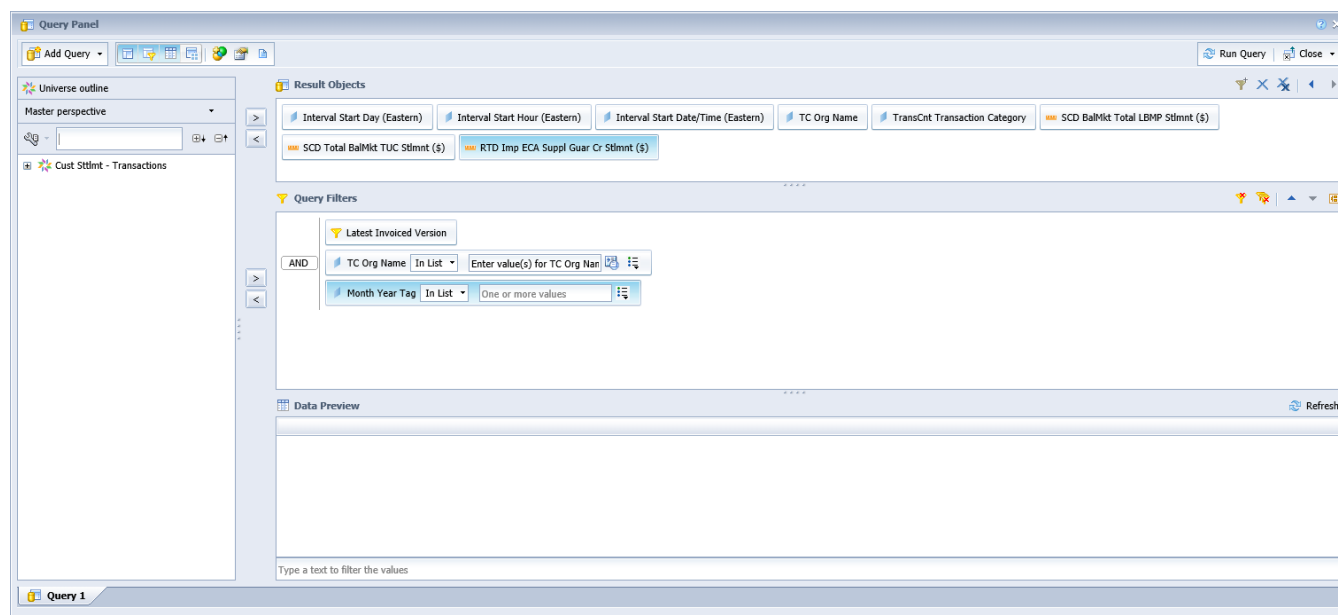
Data Preview

Type a text to filter the values

Query 1

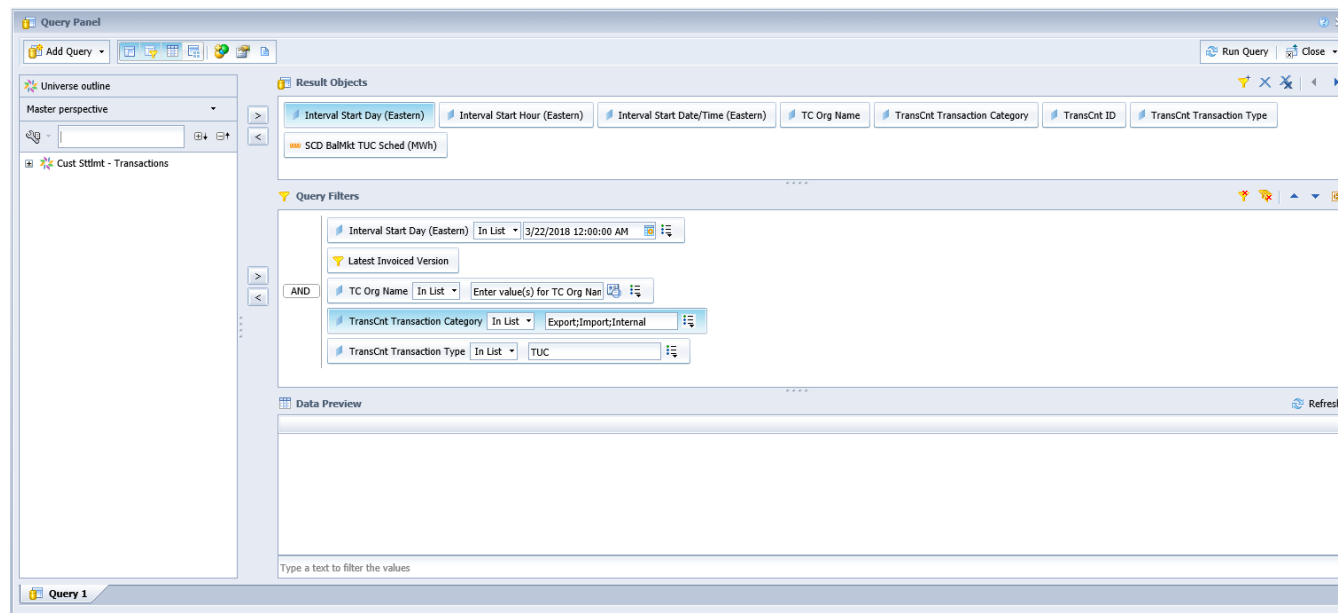
Attachment 3:

Customer Settlements – Transactions Universe



The screenshot shows the 'Query Panel' interface for the 'Transactions Universe'. The 'Universe outline' on the left shows 'Master perspective' and 'Cust Sttlmt - Transactions'. The 'Result Objects' section includes: Interval Start Day (Eastern), Interval Start Hour (Eastern), Interval Start Date/Time (Eastern), TC Org Name, TransCnt Transaction Category, SCD BalMkt Total LBMP Stlmnt (\$), SCD Total BalMkt TUC Stlmnt (\$), and RTD Imp ECA Suppl Guar Cr Stlmnt (\$). The 'Query Filters' section has a 'Latest Invoiced Version' filter and an 'AND' clause with 'TC Org Name' (In List) and 'Month Year Tag' (In List). The 'Data Preview' section is empty with a 'Refresh' button and a search bar.

Customer Settlements – Bilaterals



The screenshot shows the 'Query Panel' interface for the 'Bilaterals' universe. The 'Universe outline' on the left shows 'Master perspective' and 'Cust Sttlmt - Transactions'. The 'Result Objects' section includes: Interval Start Day (Eastern), Interval Start Hour (Eastern), Interval Start Date/Time (Eastern), TC Org Name, TransCnt Transaction Category, TransCnt ID, TransCnt Transaction Type, and SCD BalMkt TUC Sched (MWh). The 'Query Filters' section has an 'Interval Start Day (Eastern)' filter set to '3/22/2018 12:00:00 AM', a 'Latest Invoiced Version' filter, and an 'AND' clause with 'TC Org Name' (In List), 'TransCnt Transaction Category' (In List) set to 'Export;Import;Internal', and 'TransCnt Transaction Type' (In List) set to 'TUC'. The 'Data Preview' section is empty with a 'Refresh' button and a search bar.

This Technical Bulletin is not currently expected to be incorporated into a NYISO Manual/User Guide.