

# Capacity Market Settlement Data

---

**Instructor: Mathangi Srinivasan Kumar**

Market Training Program Administrator, Market Training

**Intermediate ICAP Course**

June 27-28, 2023

Remote Learning

# Topics of Discussion

- **The ICAP Auction Award Settlement**
- **Two NYISO applications where ICAP billing information can be found**
  - The Settlement information found in the Consolidated billing menu of the ICAP Automated Market System (AMS)
  - The Settlement information in the Customer Settlements Interface (CSI)

# Capacity Settlements

- **ICAP Auction Award settlement = Auction Award MW Amount x Auction Clearing Price**
  - An “award” is a sale/purchase that clears in an auction
  - The NYCA and each Locality has a separate Market Clearing Price for each auction
  - Awards are in MWs, and Auction Clearing Prices are in \$/kW-month
    - As a result, a unit conversion occurs
  - Auction Award settlements appear in the obligation procurement period’s invoices
    - **Bilateral Transactions are settled financially between parties outside of NYISO systems**

# ICAP Billing Information

- **ICAP Automated Market System (AMS) Billing Information**
  - Consolidated Billing
    - Summary
    - Detail
    - Report
  
- **Customer Settlements Interface (CSI)**
  - Consolidated Invoice
    - ICAP Detail Report
    - Invoice Summary Report

# Topic:

# ICAP Automated Market System

# ICAP AMS Billing Information



Auction ▾ Mitigation ▾ Certify ▾ Bids/Offers ▾ Load Forecast ▾ Calendar ▾ Rights ▾ Derating Factor ▾ DMNC ▾ SCR ▾ Billing ▾ Upload/Download

Maintain Daily Forecasted Load and Actual True Up Load

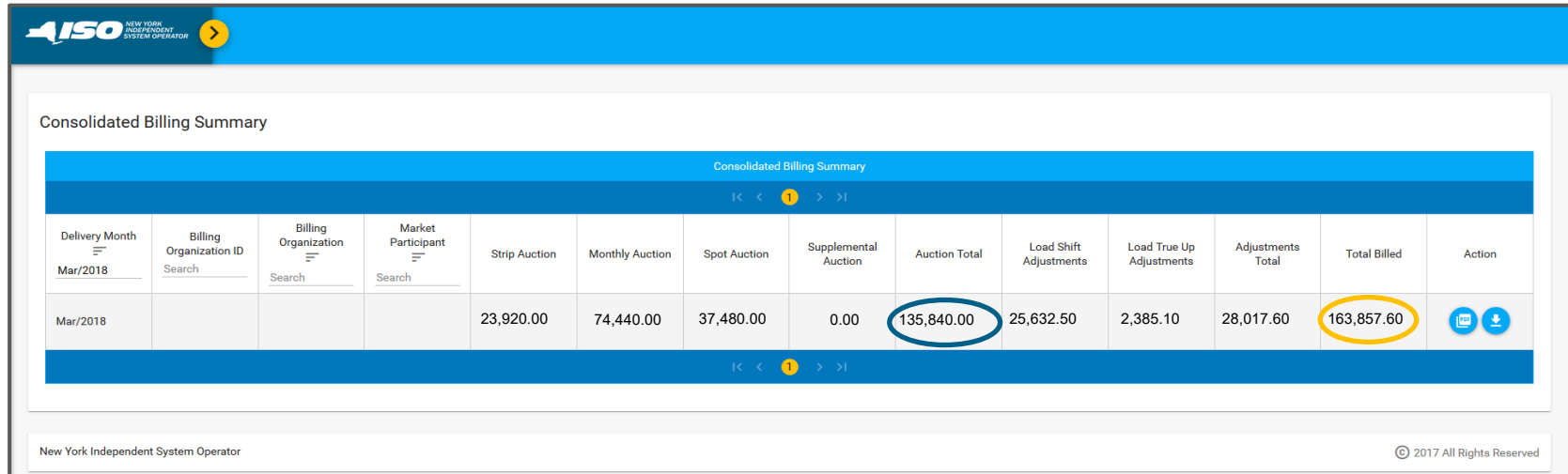
View Load Shift Billing Adjustments

Consolidated Billing



## Consolidated Billing Menu

- Summary
- Detail
- Report

# ICAP AMS -Consolidated Billing Summary



Consolidated Billing Summary


| Delivery Month | Billing Organization ID             | Billing Organization                | Market Participant                  | Strip Auction | Monthly Auction | Spot Auction | Supplemental Auction | Auction Total | Load Shift Adjustments | Load True Up Adjustments | Adjustments Total | Total Billed | Action  |
|----------------|-------------------------------------|-------------------------------------|-------------------------------------|---------------|-----------------|--------------|----------------------|---------------|------------------------|--------------------------|-------------------|--------------|---|
| Mar/2018       | <input type="text" value="Search"/> | <input type="text" value="Search"/> | <input type="text" value="Search"/> | 23,920.00     | 74,440.00       | 37,480.00    | 0.00                 | 135,840.00    | 25,632.50              | 2,385.10                 | 28,017.60         | 163,857.60   |   |

New York Independent System Operator © 2017 All Rights Reserved

\* Sign convention followed:  
 Positive: Charge to the MP  
 (Negative): Credit to the MP




Representative  
 For Training Use Only

# ICAP AMS - Consolidated Billing Detail


➤

### Consolidated Billing Summary

Consolidated Billing Summary


| Consolidated Billing Summary |                         |                      |                    |               |                 |              |                      |               |                        |                          |                   |              |   |
|------------------------------|-------------------------|----------------------|--------------------|---------------|-----------------|--------------|----------------------|---------------|------------------------|--------------------------|-------------------|--------------|---|
| < < 1 > >                    |                         |                      |                    |               |                 |              |                      |               |                        |                          |                   |              |   |
| Delivery Month               | Billing Organization ID | Billing Organization | Market Participant | Strip Auction | Monthly Auction | Spot Auction | Supplemental Auction | Auction Total | Load Shift Adjustments | Load True Up Adjustments | Adjustments Total | Total Billed | Action  |
| Mar/2018                     | Search                  | Search               | Search             |               |                 |              |                      |               |                        |                          |                   |              |   |
| Mar/2018                     |                         |                      |                    | 23,920.00     | 74,440.00       | 37,480.00    | 0.00                 | 135,840.00    | 25,632.50              | 2,385.10                 | 28,017.60         | 163,857.60   |    |
| < < 1 > >                    |                         |                      |                    |               |                 |              |                      |               |                        |                          |                   |              |   |

New York Independent System Operator
© 2017 All Rights Reserved



# ICAP AMS – Consolidated Billing

## Detail


|  |                    | GHI               | LI              | NYC              | ROS               | Total             |
|--|--------------------|-------------------|-----------------|------------------|-------------------|-------------------|
|  <b>UCAP Consolidated Invoice</b><br>MP Name:<br>Delivery Month:<br>Date Generated: |                    |                   |                 |                  |                   |                   |
| Strip Auction  | Purchased          | 0.00              | 0.00            | 32,970.00        | 0.00              |                   |
|  | Sold               | 0.00              | 0.00            | 0.00             | (9,050.00)        |                   |
|  | <b>Total</b>       | <b>0.00</b>       | <b>0.00</b>     | <b>32,970.00</b> | <b>(9,050.00)</b> | <b>23,290.00</b>  |
| Monthly Auction  | Purchased          | 2,520.00          | 0.00            | 27,875.00        | 51,705.00         |                   |
|  | Sold               | 0.00              | 0.00            | 0.00             | (7,660.00)        | 74,440.00         |
|  | <b>Total</b>       | <b>2,520.00</b>   | <b>0.00</b>     | <b>27,875.00</b> | <b>44,045.00</b>  |                   |
| Spot Auction   | Purchased          | 24,336.00         | 1,054.00        | 38,471.00        | 37,417.00         |                   |
|  | Sold               | (29,016.00)       | 0.00            | 0.00             | (34,782.00)       |                   |
|  | <b>Total</b>       | <b>(4,680.00)</b> | <b>1,054.00</b> | <b>38,471.00</b> | <b>2,635.00</b>   | <b>37,480.00</b>  |
| Load Shift   | MW                 | 0.5               | -0.05           | 1.2              | 1.2               |                   |
|  | Clearing \$/kW     | 9.36              | 5.27            | 12.41            | 5.27              |                   |
|  | <b>Total</b>       | <b>4,680.00</b>   | <b>(263.50)</b> | <b>14,892.00</b> | <b>6,324.00</b>   | <b>25,632.50</b>  |
| Load Shift True Up   | TU MW              | 0.5               | -0.005          | 1.25             | 0.25              |                   |
|  | Orig MW            | 0.35              | -0.005          | 0.63             | 1.42              |                   |
|  | Shift MW           | 0.15              | 0               | 0.62             | -1.17             |                   |
|  | Clearing \$/kW     | 3.15              | 1.53            | 5.84             | 1.46              |                   |
|  | <b>Total</b>       | <b>472.50</b>     | <b>0</b>        | <b>3,620.80</b>  | <b>(1,708.00)</b> | <b>2,385.10</b>   |
| Special Adjustments  | Manual Adjustments | 0.00              | 0.00            | 0.00             | 0.00              |                   |
|  | <b>Total</b>       | <b>0.00</b>       | <b>0.00</b>     | <b>0.00</b>      | <b>0.00</b>       |                   |
| <b>Grand Total</b>   |                    |                   |                 |                  |                   | <b>163,857.60</b> |

\* Sign convention followed:  
 Positive: Charge to the MP  
 (Negative): Credit to the MP

} AUCTION TOTAL  
} TOTAL BILLED



Representative  
 For Training Use Only

# ICAP AMS- Consolidated Billing Report


➤

### Consolidated Billing Summary

Consolidated Billing Summary

| Delivery Month | Billing Organization ID             | Billing Organization                | Market Participant                  | Strip Auction | Monthly Auction | Spot Auction | Supplemental Auction | Auction Total | Load Shift Adjustments | Load True Up Adjustments | Adjustments Total | Total Billed | Actions   |
|----------------|-------------------------------------|-------------------------------------|-------------------------------------|---------------|-----------------|--------------|----------------------|---------------|------------------------|--------------------------|-------------------|--------------|---|
| Mar/2018       | <input type="text" value="Search"/> | <input type="text" value="Search"/> | <input type="text" value="Search"/> |               |                 |              |                      |               |                        |                          |                   |              |   |
| Mar/2018       |                                     |                                     |                                     | 23,920.00     | 74,440.00       | 37,480.00    | 0.00                 | 135,840.00    | 25,632.50              | 2,385.10                 | 28,017.60         | 163,857.60   |   |

New York Independent System Operator
© 2017 All Rights Reserved

# Report - Strip Auction, Example Month

|     |                               |                     |
|-----|-------------------------------|---------------------|
| GHI | Purchase MW                   | 0                   |
|     | Purchase Clearing Price       | \$8.25              |
|     | Purchase Extended Award Value | \$0.00              |
|     | Sold MW                       | 0                   |
|     | Sold Clearing Price           | \$8.25              |
|     | Sold Extended Award Value     | \$0.00              |
|     | <b>Total</b>                  | <b>\$0.00</b>       |
| LI  | Purchase MW                   | 0                   |
|     | Purchase Clearing Price       | \$4.15              |
|     | Purchase Extended Award Value | \$0.00              |
|     | Sold MW                       | 0                   |
|     | Sold Clearing Price           | \$4.15              |
|     | Sold Extended Award Value     | \$0.00              |
|     | <b>Total</b>                  | <b>\$0.00</b>       |
| NYC | Purchase MW                   | 3                   |
|     | Purchase Clearing Price       | \$10.99             |
|     | Purchase Extended Award Value | \$32,970.00         |
|     | Sold MW                       | 0                   |
|     | Sold Clearing Price           | \$10.99             |
|     | Sold Extended Award Value     | \$0.00              |
|     | <b>Total</b>                  | <b>\$32,970.00</b>  |
| ROS | Purchase MW                   | 0                   |
|     | Purchase Clearing Price       | \$0.00              |
|     | Purchase Extended Award Value | \$0.00              |
|     | Sold MW                       | 2.5                 |
|     | Sold Clearing Price           | \$3.62              |
|     | Sold Extended Award Value     | (\$9,050.00)        |
|     | <b>Total</b>                  | <b>(\$9,050.00)</b> |



|      |                           |               |
|------|---------------------------|---------------|
| HQ   | Sold MW                   | 0             |
|      | Sold Clearing Price       | \$3.62        |
|      | Sold Extended Award Value | \$0.00        |
|      | <b>Total</b>              | <b>\$0.00</b> |
| IESO | Sold MW                   | 0             |
|      | Sold Clearing Price       | \$0.00        |
|      | Sold Extended Award Value | \$0.00        |
|      | <b>Total</b>              | <b>\$0.00</b> |
| NE   | Sold MW                   | 0             |
|      | Sold Clearing Price       | \$0.00        |
|      | Sold Extended Award Value | \$0.00        |
|      | <b>Total</b>              | <b>\$0.00</b> |
| PJM  | Sold MW                   | 0             |
|      | Sold Clearing Price       | \$0.00        |
|      | Sold Extended Award Value | \$0.00        |
|      | <b>Total</b>              | <b>\$0.00</b> |

**Total (Strip Auction) = \$23,920.00**

# Report – Monthly Auction, Example Month

|     |                               |                    |
|-----|-------------------------------|--------------------|
| GHI | Purchase MW                   | 0.3                |
|     | Purchase Clearing Price       | \$8.40             |
|     | Purchase Extended Award Value | \$2,520.00         |
|     | Sold MW                       | 0                  |
|     | Sold Clearing Price           | \$8.40             |
|     | Sold Extended Award Value     | \$0.00             |
|     | <b>Total</b>                  | <b>\$2,520.00</b>  |
| LI  | Purchase MW                   | 0                  |
|     | Purchase Clearing Price       | \$4.00             |
|     | Purchase Extended Award Value | \$0.00             |
|     | Sold MW                       | 0                  |
|     | Sold Clearing Price           | \$4.00             |
|     | Sold Extended Award Value     | \$0.00             |
|     | <b>Total</b>                  | <b>\$0.00</b>      |
| NYC | Purchase MW                   | 2.5                |
|     | Purchase Clearing Price       | \$11.15            |
|     | Purchase Extended Award Value | \$27,875.00        |
|     | Sold MW                       | 0                  |
|     | Sold Clearing Price           | \$11.15            |
|     | Sold Extended Award Value     | \$0.00             |
|     | <b>Total</b>                  | <b>\$27,875.00</b> |
| ROS | Purchase MW                   | 13.5               |
|     | Purchase Clearing Price       | \$3.83             |
|     | Purchase Extended Award Value | \$51,705.00        |
|     | Sold MW                       | 2                  |
|     | Sold Clearing Price           | \$3.83             |
|     | Sold Extended Award Value     | (\$7,660.00)       |
|     | <b>Total</b>                  | <b>\$44,045.00</b> |



|      |                           |               |
|------|---------------------------|---------------|
| HQ   | Sold MW                   | 0             |
|      | Sold Clearing Price       | \$3.83        |
|      | Sold Extended Award Value | \$0.00        |
|      | <b>Total</b>              | <b>\$0.00</b> |
|      | IESO Sold MW              | 0             |
| IESO | Sold Clearing Price       | \$0.00        |
|      | Sold Extended Award Value | \$0.00        |
|      | <b>Total</b>              | <b>\$0.00</b> |
|      | NE Sold MW                | 0             |
| NE   | Sold Clearing Price       | \$3.83        |
|      | Sold Extended Award Value | \$0.00        |
|      | <b>Total</b>              | <b>\$0.00</b> |
| PJM  | Sold MW                   | 0             |
|      | Sold Clearing Price       | \$0.00        |
|      | Sold Extended Award Value | \$0.00        |
|      | <b>Total</b>              | <b>\$0.00</b> |

**Total (Monthly Auction) = \$74,440.00**

# Report – Spot Market Auction, Example Month New York ISO

|                               |                               |                        |
|-------------------------------|-------------------------------|------------------------|
| GHI                           | Purchase Deficiency MW        | 0                      |
|                               | Purchase Excess MW            | 2.6                    |
|                               | Purchase Clearing Price       | \$9.36                 |
|                               | Purchase Extended Award Value | \$24,336.00            |
|                               | Sold Offered MW               | 0                      |
|                               | Sold Excess MW                | 3.1                    |
|                               | Sold Clearing Price           | \$9.36                 |
|                               | Sold Extended Award Value     | (\$29,016.00)          |
|                               | <b>Total</b>                  | <b>(\$4,680.00)</b>    |
|                               | LI                            | Purchase Deficiency MW |
| Purchase Excess MW            |                               | 0.2                    |
| Purchase Clearing Price       |                               | \$5.27                 |
| Purchase Extended Award Value |                               | \$1,054.00             |
| Sold Offered MW               |                               | 0                      |
| Sold Excess MW                |                               | 0                      |
| Sold Clearing Price           |                               | \$5.27                 |
| Sold Extended Award Value     |                               | \$0.00                 |
| <b>Total</b>                  |                               | <b>\$1,054.00</b>      |
| NYC                           |                               | Purchase Deficiency MW |
|                               | Purchase Excess MW            | 3.1                    |
|                               | Purchase Clearing Price       | \$12.41                |
|                               | Purchase Extended Award Value | \$38,471.00            |
|                               | Sold Offered MW               | 0                      |
|                               | Sold Excess MW                | 0                      |
|                               | Sold Clearing Price           | \$12.41                |
|                               | Sold Extended Award Value     | \$0.00                 |
|                               | <b>Total</b>                  | <b>\$38,471.00</b>     |

|                           |                               |                   |
|---------------------------|-------------------------------|-------------------|
| ROS                       | Purchase Deficiency MW        | 0                 |
|                           | Purchase Excess MW            | 7.1               |
|                           | Purchase Clearing Price       | \$5.27            |
|                           | Purchase Extended Award Value | \$37,417.00       |
|                           | Sold Offered MW               | 3.9               |
|                           | Sold Excess MW                | 2.7               |
|                           | Sold Clearing Price           | \$5.27            |
|                           | Sold Extended Award Value     | (\$34,782.00)     |
|                           | <b>Total</b>                  | <b>\$2,635.00</b> |
|                           | HQ                            | Sold Offered MW   |
| Sold Clearing Price       |                               | \$5.27            |
| Sold Extended Award Value |                               | \$0.00            |
| <b>Total</b>              |                               | <b>\$0.00</b>     |
| IESO                      | Sold Offered MW               | 0                 |
|                           | Sold Clearing Price           | \$0.00            |
|                           | Sold Extended Award Value     | \$0.00            |
|                           | <b>Total</b>                  | <b>\$0.00</b>     |
| NE                        | Sold Offered MW               | 0                 |
|                           | Sold Clearing Price           | \$0.00            |
|                           | Sold Extended Award Value     | \$0.00            |
|                           | <b>Total</b>                  | <b>\$0.00</b>     |
| PJM                       | Sold Offered MW               | 0                 |
|                           | Sold Clearing Price           | \$5.27            |
|                           | Sold Extended Award Value     | \$0.00            |
|                           | <b>Total</b>                  | <b>\$0.00</b>     |

**Total (Spot Market Auction) = \$37,480.00**

# Report – Load Adjustments, Example Month

| <u>Load Shift</u> |                |                    |
|-------------------|----------------|--------------------|
| GHI               | MW's           | 0.5                |
|                   | Clearing \$/kW | \$9.36             |
|                   | <u>Total</u>   | <u>\$4,680.00</u>  |
| LI                | MW's           | -0.05              |
|                   | Clearing \$/kW | \$5.27             |
|                   | <u>Total</u>   | <u>(\$263.50)</u>  |
| NYC               | MW's           | 1.2                |
|                   | Clearing \$/kW | \$12.41            |
|                   | <u>Total</u>   | <u>\$14,892.00</u> |
| ROS               | MW's           | 1.2                |
|                   | Clearing \$/kW | \$5.27             |
|                   | <u>Total</u>   | <u>\$6,324.00</u>  |

| <u>Load Shift True Up</u> |                |                     |
|---------------------------|----------------|---------------------|
| GHI                       | Clearing \$/kW | \$3.15              |
|                           | TU MW's        | 0.5                 |
|                           | Orig MW's      | 0.35                |
|                           | Shift          | 0.15                |
|                           | <u>Total</u>   | <u>\$472.50</u>     |
| LI                        | Clearing \$/kW | \$1.53              |
|                           | TU MW's        | -0.005              |
|                           | Orig MW's      | -0.005              |
|                           | Shift          | 0                   |
|                           | <u>Total</u>   | <u>\$0.00</u>       |
| NYC                       | Clearing \$/kW | \$5.84              |
|                           | TU MW's        | 1.25                |
|                           | Orig MW's      | 0.63                |
|                           | Shift          | 0.62                |
|                           | <u>Total</u>   | <u>\$3,620.80</u>   |
| ROS                       | Clearing \$/kW | \$1.46              |
|                           | TU MW's        | 0.25                |
|                           | Orig MW's      | 1.42                |
|                           | Shift          | -1.17               |
|                           | <u>Total</u>   | <u>(\$1,708.20)</u> |

**Total (Load Shift) = \$25,632.50**

**Total (Load Shift True Up) = \$2,385.10**

# Consolidated Billing Report, ICAP Settlements – Example Month

|                       |             |              |
|-----------------------|-------------|--------------|
| Strip Auction         | \$23,920.00 | } 135,840.00 |
| Monthly Auction       | \$74,440.00 |              |
| Spot Market Auction   | \$37,480.00 |              |
| Supplementary Auction | \$0.00      |              |
| Load Shift            | \$25,632.50 |              |
| Load Shift True Up    | \$2,385.10  |              |

\* Sign convention followed:  
 Positive: Charge to the MP  
 (Negative): Credit to the MP

---

**Total billed (Month)                    \$163,857.60**

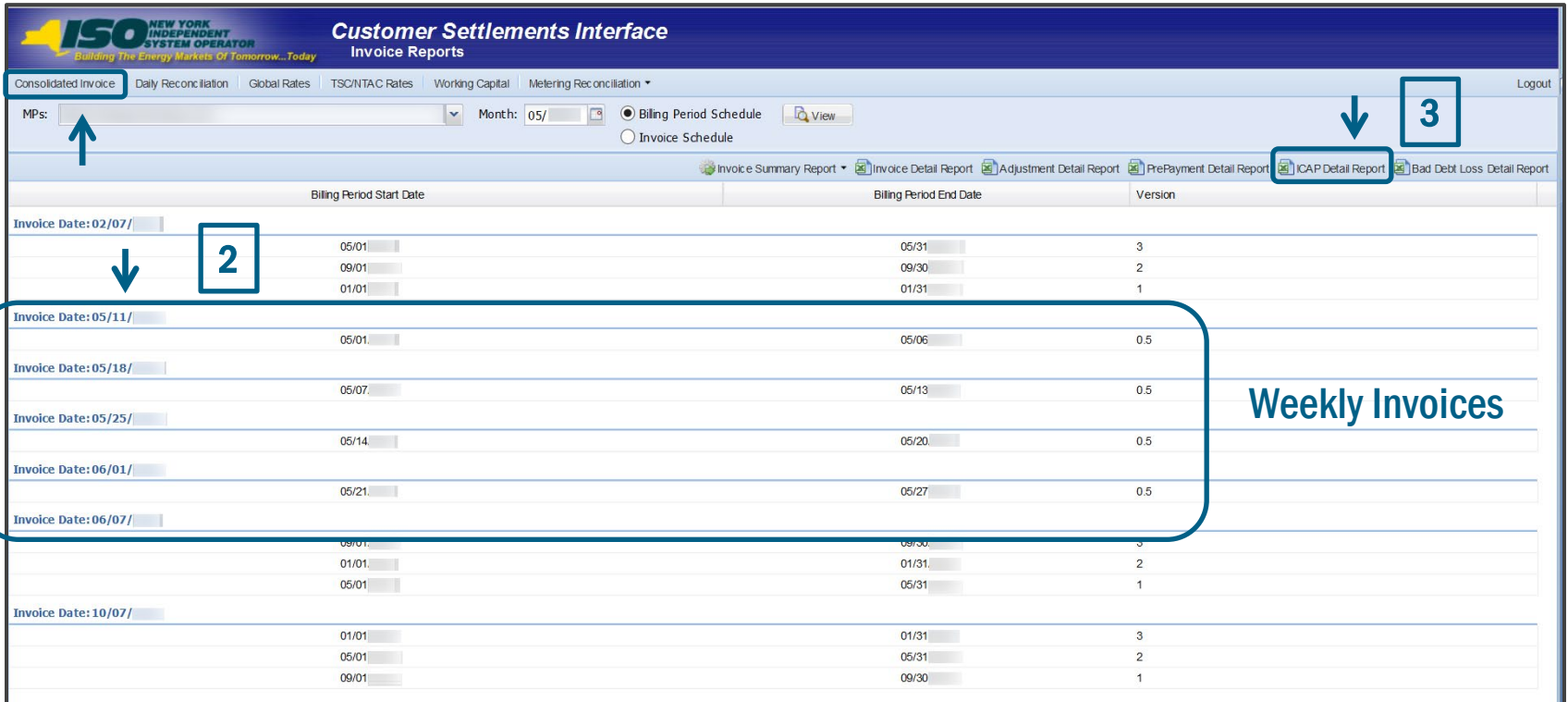
Representative  
 For Training Use Only

# **Topic:**

# **Customer Settlements Interface (CSI)**



# Customer Settlements Interface – Weekly Invoices



**Customer Settlements Interface**  
Invoice Reports

Consolidated Invoice | Daily Reconciliation | Global Rates | TSC/NATC Rates | Working Capital | Metering Reconciliation

MPs: [dropdown] Month: 05/ [calendar]  Billing Period Schedule  Invoice Schedule [View]

Invoice Summary Report | Invoice Detail Report | Adjustment Detail Report | PrePayment Detail Report | **ICAP Detail Report** | Bad Debt Loss Detail Report

| Invoice Date | Billing Period Start Date | Billing Period End Date | Version |
|--------------|---------------------------|-------------------------|---------|
| 02/07/       | 05/01                     | 05/31                   | 3       |
|              | 09/01                     | 09/30                   | 2       |
|              | 01/01                     | 01/31                   | 1       |
| 05/11/       | 05/01                     | 05/06                   | 0.5     |
| 05/18/       | 05/07                     | 05/13                   | 0.5     |
| 05/25/       | 05/14                     | 05/20                   | 0.5     |
| 06/01/       | 05/21                     | 05/27                   | 0.5     |
| 06/07/       | 05/28                     | 06/03                   | 0.5     |
|              | 09/01                     | 09/30                   | 3       |
|              | 01/01                     | 01/31                   | 2       |
|              | 05/01                     | 05/31                   | 1       |
| 10/07/       | 01/01                     | 01/31                   | 3       |
|              | 05/01                     | 05/31                   | 2       |
|              | 09/01                     | 09/30                   | 1       |

**Weekly Invoices**

# Customer Settlements Interface – ICAP

## Detail Report

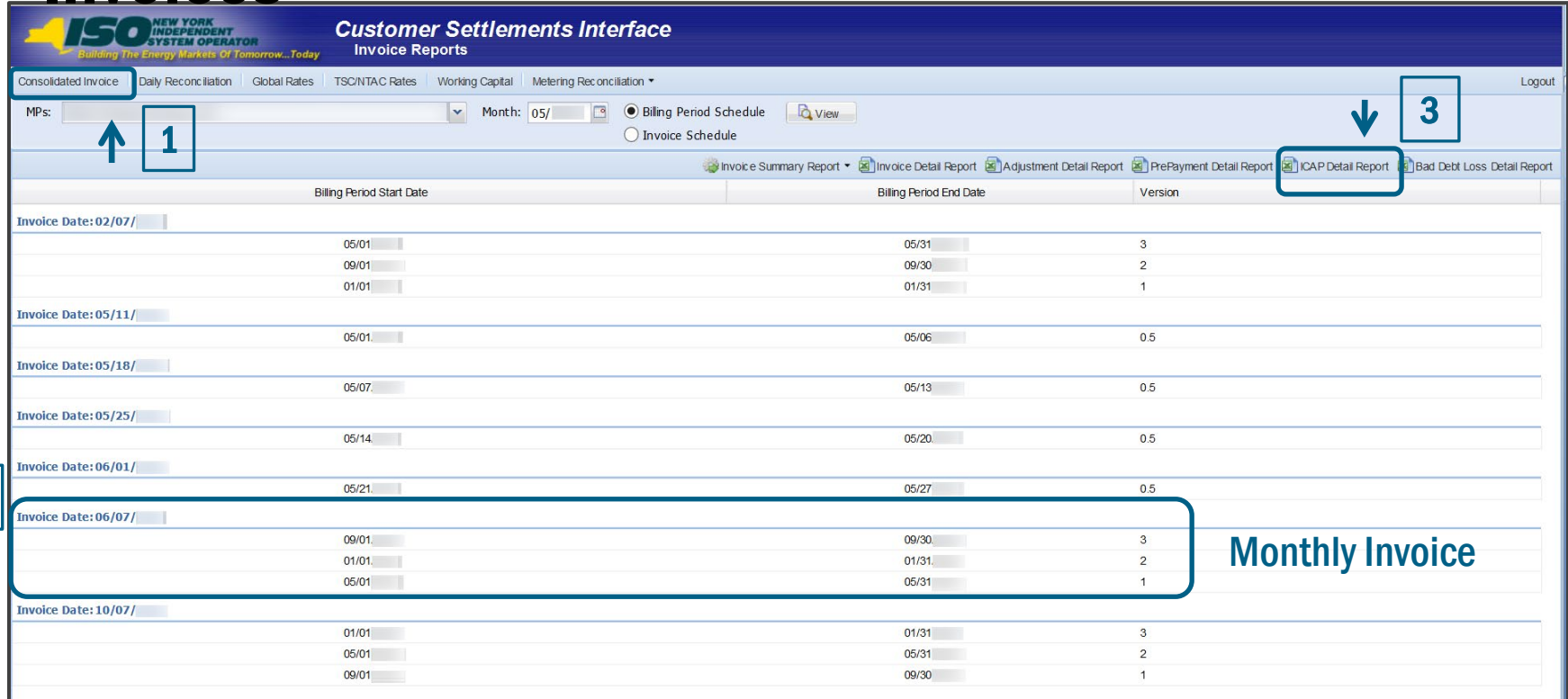
| NYISO Market Participant ICAP Details - Invoice Dated May 11,20XX |                   |                         |                      |   |               |  |
|---|-------------------|-------------------------|----------------------|---|---------------|--|
| Market Participant Name:  |                   |                         |                      | Invoice Number:                           |               |  |
| ICAP Detail - Invoice with Flexible Billing Period                |                   |                         |                      |   |               |  |
| Flexible Billing Period of 05/01/20XX - 05/06/20XX                |                   |                         |                      |   |               |  |
| ICAP Auction Totals (\$)  | <i>Divided by</i> | Number of Days in Month | <i>Multiplied by</i> | Number of Days in Flexible Billing Period | <i>Equals</i> | ICAP Transactions/Payment to Market Participant (\$) |
| (\$135,840.00)  | /                 | 31                      | x                    | 6   | =             | (\$26,291.61)  |

| NYISO Market Participant ICAP Details - Invoice Dated May 18, 20XX |                   |                         |                      |   |               |  |
|--|-------------------|-------------------------|----------------------|---|---------------|--|
| Market Participant Name:   |                   |                         |                      | Invoice Number:                           |               |  |
| ICAP Detail - Invoice with Flexible Billing Period                 |                   |                         |                      |   |               |  |
| Flexible Billing Period of 05/07/20XX - 05/13/20XX                 |                   |                         |                      |   |               |  |
| ICAP Auction Totals (\$)   | <i>Divided by</i> | Number of Days in Month | <i>Multiplied by</i> | Number of Days in Flexible Billing Period | <i>Equals</i> | ICAP Transactions/Payment to Market Participant (\$) |
| (\$135,840.00)   | /                 | 31                      | x                    | 7   | =             | (\$30,673.55)  |

**Note: Sign convention used**  
**Positive: Credit to the MP**  
**(Negative): Charge to the MP**

# Customer Settlements Interface – Monthly

## Invoices



**Customer Settlements Interface**  
Invoice Reports

Consolidated Invoice | Daily Reconciliation | Global Rates | TSC/NTAC Rates | Working Capital | Metering Reconciliation | Logout

MPs:  Month: 05/   Billing Period Schedule  Invoice Schedule

Invoice Summary Report | Invoice Detail Report | Adjustment Detail Report | PrePayment Detail Report | **ICAP Detail Report** | Bad Debt Loss Detail Report

| Invoice Date         | Billing Period Start Date | Billing Period End Date | Version |
|----------------------|---------------------------|-------------------------|---------|
| Invoice Date: 02/07/ | 05/01                     | 05/31                   | 3       |
|                      | 09/01                     | 09/30                   | 2       |
|                      | 01/01                     | 01/31                   | 1       |
| Invoice Date: 05/11/ | 05/01                     | 05/06                   | 0.5     |
| Invoice Date: 05/18/ | 05/07                     | 05/13                   | 0.5     |
| Invoice Date: 05/25/ | 05/14                     | 05/20                   | 0.5     |
| Invoice Date: 06/01/ | 05/21                     | 05/27                   | 0.5     |
| Invoice Date: 06/07/ | 09/01                     | 09/30                   | 3       |
|                      | 01/01                     | 01/31                   | 2       |
|                      | 05/01                     | 05/31                   | 1       |
| Invoice Date: 10/07/ | 01/01                     | 01/31                   | 3       |
|                      | 05/01                     | 05/31                   | 2       |
|                      | 09/01                     | 09/30                   | 1       |

Monthly Invoice

# Customer Settlements Interface – ICAP Detail



## Report

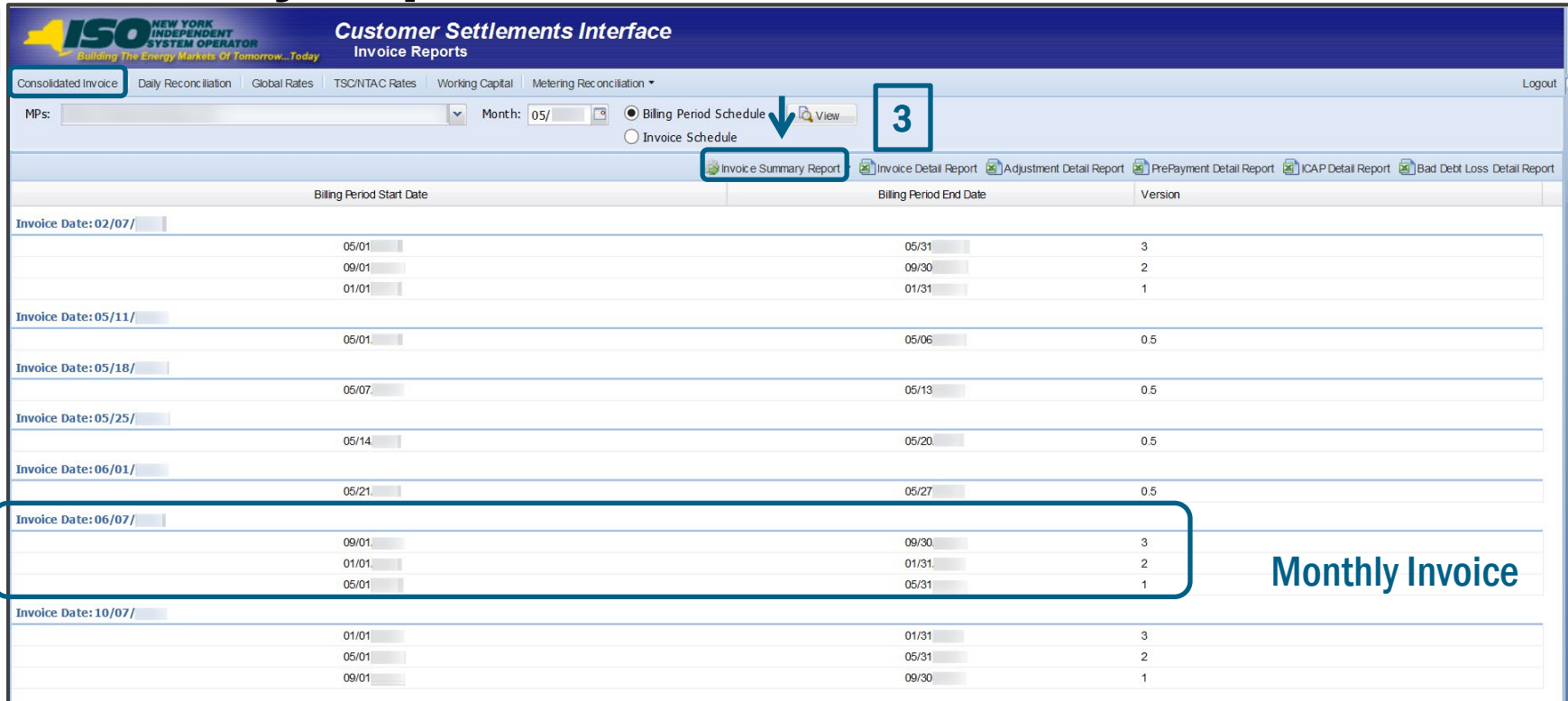
| NYISO Market Participant ICAP Details - Invoice Dated June 07, 20XX |                           |                         |   |  |
|---|---------------------------|-------------------------|---|--|
| Market Participant Name:  |                           |                         |   | Invoice Number:                                      |
| ICAP Detail - Invoice with Initial Month Billing Period             |                           |                         |   |  |
| Flexible Invoice Date   | Billing Period Start Date | Billing Period End Date | ICAP Transactions/Payment to Market Participant (\$ from Previous Invoices) |  |
| 5/11/20XX   | 5/1/20XX                  | 5/6/20XX                | (\$22,291.61)   |  |
| 5/18/20XX   | 5/7/20XX                  | 5/13/20XX               | (\$30,673.55)   |  |
| 5/25/20XX   | 5/14/20XX                 | 5/20/20XX               | (\$30,673.55)   |  |
| 6/1/20XX  | 5/21/20XX                 | 5/27/20XX               | (\$30,673.55)   |  |
|   |                           | Flexible Total          | (\$118,312.26)  |  |
| ICAP Auction Totals with Load Shift and True-Up (\$)                | <i>minus</i>              | Flexible Total          | <i>Equals</i>   | ICAP Transactions/Payment to Market Participant (\$) |
| (\$163,857.60)  | -                         | (\$118,312.26)          | =   | <b>(\$45,545.34)</b>                                 |

Note: Sign convention used  
 Positive: Credit to the MP  
 (Negative): Charge to the MP

Representative  
 For Training Use Only

# Customer Settlements Interface- Invoice

## Summary Report



**1** → Consolidated Invoice | Daily Reconciliation | Global Rates | TSC/NTAC Rates | Working Capital | Metering Reconciliation | Logout

MPs: [dropdown] Month: 05/ [calendar]  Billing Period Schedule  Invoice Schedule **3** [View](#)

[Invoice Summary Report](#) | [Invoice Detail Report](#) | [Adjustment Detail Report](#) | [PrePayment Detail Report](#) | [ICAP Detail Report](#) | [Bad Debt Loss Detail Report](#)

| Billing Period Start Date   | Billing Period End Date | Version |
|-----------------------------|-------------------------|---------|
| <b>Invoice Date: 02/07/</b> |                         |         |
| 05/01                       | 05/31                   | 3       |
| 09/01                       | 09/30                   | 2       |
| 01/01                       | 01/31                   | 1       |
| <b>Invoice Date: 05/11/</b> |                         |         |
| 05/01                       | 05/06                   | 0.5     |
| <b>Invoice Date: 05/18/</b> |                         |         |
| 05/07                       | 05/13                   | 0.5     |
| <b>Invoice Date: 05/25/</b> |                         |         |
| 05/14                       | 05/20                   | 0.5     |
| <b>Invoice Date: 06/01/</b> |                         |         |
| 05/21                       | 05/27                   | 0.5     |
| <b>Invoice Date: 06/07/</b> |                         |         |
| 09/01                       | 09/30                   | 3       |
| 01/01                       | 01/31                   | 2       |
| 05/01                       | 05/31                   | 1       |
| <b>Invoice Date: 10/07/</b> |                         |         |
| 01/01                       | 01/31                   | 3       |
| 05/01                       | 05/31                   | 2       |
| 09/01                       | 09/30                   | 1       |

**2** → **Monthly Invoice**

# Customer Settlements Interface – Invoice Summary

## Report

NYISO Market Participant Invoice Dated June 07, 20XX

Market Participant Name:

|                                     |          |
|-------------------------------------|----------|
| Invoice Number:                     |          |
| FBC Posting Date:                   | 5/6/20XX |
| Invoice Issued:                     | 6/7/20XX |
| Payment Due to the NYISO:           | 6/9/20XX |
| Total Charge to Market Participant: |          |

|  | May-20XX<br>Initial<br>Settlement<br>Version 1 | Jan-20XX<br>4 Month<br>Settlement<br>Version 2 | Sep-20X(X-1)<br>Final Bill Close-<br>out<br>Version 3 | Total         |
|--|--|--|---|---------------|
| <u>Monthly Payments / (Charges)</u>                    |  |  |   |               |
| Power Supplier   |  |  |   |               |
| Transmission Customer                                  |  |  |   |               |
| Transmission Congestion Contract Holder                |  |  |   |               |
| Transmission Owner                                     |  |  |   |               |
| Demand Response Customer                               |  |  |   |               |
| Virtual Bidding Customer                               |  |  |   |               |
| Settlement Subtotal                                    |  |  |   |               |
| Previous Version Settlement Subtotal                   |  |  |   |               |
| Total Current Settlement Subtotal                      |  |  |   |               |
| <u>Adjustments</u>                                     |  |  |   |               |
| Interest Payment to (Charge to) Market Participant     |  |  |   |               |
| Current Invoice Payment (Charge to) Market Participant |  |  |   |               |
| Prepayments  |  |  |   |               |
| Net Payment to (Charge to) Market Participant          |  |  |   |               |
| Working Capital Cash Transactions                      |  |  |   |               |
| <u>ICAP Transaction to Market Participant</u>          |  |  |   | (\$45,545.34) |
| Bad Debt Loss  |  |  |   |               |
|  |  |  |   | Invoice Total |

**\* Sign convention used:**  
**Positive: Credit to the MP**  
**(Negative): Charge to the MP**

# Summary: Topics of Discussion

- The ICAP Auction Award Settlement
- Two NYISO applications where ICAP billing information can be found
  - The Settlement information found in the Consolidated billing menu of the ICAP Automated Market System (AMS)
  - The Settlement information in the Customer Settlements Interface (CSI)

# Additional Resources

- **Tariffs: OATT and MST**
- **Installed Capacity Manual**
- **ICAP Automated Market System User's Guide**
- **Settlement Data Applications User's Guide (CSI User Guide)**