



UG 14

Joint Energy Scheduling System User's Guide

Issued: December 2025

Version: 3.0

Effective Date: 12/03/2025

Recertified: 07/21/2025

Prepared By: NYISO Stakeholder Services

New York Independent System Operator
10 Krey Boulevard
Rensselaer, NY 12144
(518) 356-6060
www.nyiso.com

Disclaimer: The information contained within this guide, along with other NYISO guides, is intended to be used for information purposes only, and is subject to change. The NYISO is not responsible for the user's reliance on these publications, or for any erroneous or misleading material.

Table of Contents

TABLE OF FIGURES	V
TABLE OF TABLES	VI
REVISION HISTORY	VII
RELATION OF THIS GUIDE TO NYISO'S TARIFFS AND AGREEMENTS	X
1. INTRODUCTION	1
1.1 NYISO Overview	1
1.2 NYISO Electricity Market	1
1.3 What is the Joint Energy Scheduling System?	1
1.4 What are External Transactions	1
1.4.1 Proxy Bus	4
1.4.2 Merchant Transmission Facilities:	5
1.4.3 Available Scheduling Options at External Proxy Buses	6
1.4.4 Scheduling Process	6
1.5 NERC E-Tag	10
1.5.1 NYISO Bid/Offer	10
1.5.2 Scheduling in NYISO	11
1.5.3 E-Tag Request	13
1.5.4 NYISO Response to an E-Tag Request	15
1.5.5 NYISO E-Tag Requirements	19
2. NYISO USER ACCESS TO THE JESS APPLICATION	24
2.1 User Roles	24
2.2 User Details	24
2.2.1 Change Password	24
2.2.2 Organization Details	24
2.3 Digital Certificates	24
2.4 NYISO User Customer Support	25
2.4.1 Contacting NYISO Stakeholder Services	25
2.4.2 Real-Time Curtailments Support	25
3. ISO-NE USER ACCESS TO THE JESS APPLICATION	26
3.1 ISO-NE User Roles	26
3.2 ISO-NE User Digital Certificates	26
3.3 ISO-NE User Password Management	26
3.4 ISO-NE User Customer Support	28
4. OPERATOR/USER ACTIONS	29

4.1 Contracts.....	29
4.1.1 <i>Searching for Contracts</i>	29
4.1.2 <i>Reassigning Contracts</i>	30
4.1.3 <i>Delete a Contract</i>	31
4.1.4 <i>Create a Contract</i>	32
4.2 Bids	34
4.2.1 <i>Searching for Bids</i>	34
4.2.2 <i>Search for Current Day's Bids from a Contract</i>	36
4.2.3 <i>Delete a Bid</i>	38
4.2.4 <i>Modify or View a Bid</i>	39
4.2.5 <i>Clone a Bid</i>	42
4.2.6 <i>Changing a Bid's Confirmation Flags</i>	44
4.2.7 <i>Create a Bid</i>	45
4.2.8 <i>Create a Bid from an Existing Contract</i>	48
4.3 Managing CTS Confirmed Trust Relationships.....	50
4.3.1 <i>Creating and Removing CTS Confirmed Trust Relationships</i>	51
4.3.2 <i>Application of CTS Confirmed Trust Relationships to Transaction Bids at the CTS Enabled Proxy Bus with ISO-NE</i>	52
5. UPLOAD/DOWNLOAD BATCH PROCEDURES	54
5.1 Upload/Download Template Overview.....	54
5.2 Upload/Download Field Definitions	57
5.3 Submit External Transaction Bids	60
5.3.1 <i>Submit External Transaction Bids –Request</i>	60
5.3.2 <i>Submit External Transaction Bids –Response</i>	63
5.4 Confirm External Transaction	67
5.4.1 <i>Confirm External Transaction –Request</i>	67
5.4.2 <i>Confirm External Transaction –Response</i>	68
5.5 Delete External Transaction	69
5.5.1 <i>Delete External Transaction–Request</i>	69
5.5.2 <i>Delete External Transaction–Response</i>	69
5.6 Download External Transaction Bids and Schedules	71
5.6.1 <i>Download External Transaction Bids and Schedules–Request</i>	71
5.6.2 <i>Download External Transaction Bids and Schedules–Response</i>	72
5.7 Download Transaction Contracts	77
5.7.1 <i>Download Transaction Contracts–Request</i>	77
5.7.2 <i>Download Transaction Contracts–Response</i>	78
5.8 Upload/Download Error Processing.....	78

Table of Figures

Figure 1-1	LBMP Import Transactions	3
Figure 1-2	LBMP Export Transactions.....	3
Figure 1-3	Bilateral Transactions	4
Figure 1-4	E-Tagging Timeline - DAM	14
Figure 1-5	E-Tagging Timeline – RTM Intra-Hourly Schedules	14
Figure 1-6	E-Tagging Timeline – RTM Hourly Schedules	14
Figure 3-1	Change Password	27
Figure 4-1	Contracts Search Screen	29
Figure 4-2	Contracts Search Screen – Results	30
Figure 4-3	Reassigning Contracts Screen.....	31
Figure 4-4	Deleting a Contract Screen.....	32
Figure 4-5	Creating a Contract Screen.....	32
Figure 4-6	Entering Contract Details Screen	33
Figure 4-7	Contract Details Screen	34
Figure 4-8	Bids Search Screen	35
Figure 4-9	Bids Search Screen – Results	36
Figure 4-10	Viewing Bids from Contracts Screen	37
Figure 4-11	Viewing Bids from Contracts Screen – Results	38
Figure 4-12	Deleting a Bid – Contracts Screen	39
Figure 4-13	Modifying or Viewing a Bid Screen	40
Figure 4-14	Modifying or Viewing a Bid Screen – Can be Modified	41
Figure 4-15	Modifying or Viewing a Bid Screen – Cannot be Modified.....	42
Figure 4-16	Cloning a Bid Screen	43
Figure 4-17	Cloning a Bid Screen – Results	43
Figure 4-18	Changing a Bid's Confirmation Flag Screen	44
Figure 4-19	Creating a Bid – Search Screen	45
Figure 4-20	Creating a Bid – Contract Details Screen	46
Figure 4-21	Creating a Bid – Bid Creation Details Screen (A)	47
Figure 4-22	Creating a Bid – Bid Creation Details Screen (B)	48
Figure 4-23	Creating a Bid from an Existing Contract Screen	49
Figure 4-24	Creating a Bid from an Existing Contract Screen – Results	50
Figure 4-25	Managing CTS Confirmed Trust Relationships	52
Figure 5-1	Submitting an Upload/Download Request.....	55
Figure 5-2	Upload/Download Error Example	79

Table of Tables

Table 1-1	Control Area/Proxy Bus - Imports	4
Table 1-2	Control Area/Proxy Bus - Exports	5
Table 1-3	RTC Timesteps.....	12
Table 1-4	E-Tag Transaction Type Table	16
Table 1-5	E-Tag Request Criteria	17
Table 1-6	E-Tag Examples	18
Table 5-1	Submitting an External Transaction Bid – Headers Fields	60
Table 5-2	Submitting an External Transaction Bid – Body Fields	60
Table 5-3	Submitting an External Transaction Bid Response– Header Fields	63
Table 5-4	Submitting an External Transaction Bid Response– Body Fields	64
Table 5-5	Confirming an External Transaction Bid– Header Fields.....	67
Table 5-6	Confirming an External Transaction Bid – Body Fields.....	68
Table 5-7	Confirming an External Transaction Bid Response– Header Fields (Example).....	68
Table 5-8	Confirming an External Transaction Bid Response– Body Fields (Example).....	68
Table 5-9	Deleting an External Transaction Bid Request– Header Fields	69
Table 5-10	Deleting an External Transaction Bid Request– Body Fields	69
Table 5-11	Deleting an External Transaction Bid Response– Header Fields (Example).....	69
Table 5-12	Deleting an External Transaction Bid Response– Body Fields (Example).....	70
Table 5-13	Download External Transaction Bids and Schedule Request - Header	71
Table 5-14	Download External Transaction Bids and Schedule Request - Body	71
Table 5-15	Download External Transaction Bids and Schedule Response - Header	72
Table 5-16	Download External Transaction Bids and Schedule Response - Body	72
Table 5-17	Download Transaction Contracts Request - Header	77
Table 5-18	Download Transaction Contracts Request - Body.....	77
Table 5-19	Download Transaction Contracts Response - Header	78
Table 5-20	Download Transaction Contracts Response - Body	78

Revision History

Version	Effective Date	Revisions
1.0	03/26/2014	Initial Release
2.0	10/23/2014	<p>Section 1.4.3</p> <ul style="list-style-type: none"> ➤ Inserted section to indicate available scheduling options at external proxy buses by reference to the MST <p>Section 1.4.4</p> <ul style="list-style-type: none"> ➤ Inserted descriptions for the evaluation of CTS bids ➤ Inserted description of 15-minute bid curve feature <p>Section 3</p> <ul style="list-style-type: none"> ➤ Inserted table consolidating Upload/Download field definitions ➤ Inserted revised template structure for submission of an external transaction bid ➤ Inserted revised template structure for downloading external transaction bids and schedules
2.1	10/29/2015	<p>Global</p> <ul style="list-style-type: none"> ➤ Replaced screenshots throughout document to reflect additional features associated with CTS with ISO-NE. <p>Section 2</p> <ul style="list-style-type: none"> ➤ Revised section title to differentiate between NYISO user access and ISO-NE user access. <p>Section 3</p> <ul style="list-style-type: none"> ➤ New section. Describes process for ISO-NE users to access the JESS application <p>Section 4</p> <ul style="list-style-type: none"> ➤ Revisions to incorporate JESS enhancements to support ISO-NE user access to the JESS application <p>Section 4.3</p> <ul style="list-style-type: none"> ➤ New section. Describes the process for managing CTS Confirmed Trust Relationships and the application of these trust relationships to the Bid confirmation process.
2.2	06/23/2016	<p>Section 2.3</p> <ul style="list-style-type: none"> ➤ Replaced all detailed instructions for obtaining and using a digital certificate to now refer to the Market Participant User's Guide ➤ Clarified that digital certificates will no longer be NYISO issued and must be NAESB compliant
2.3	02/24/2017	<p>Section 2</p> <ul style="list-style-type: none"> ➤ Provided link to the NYISO Market Access Login page to access JESS <p>Section 3</p> <ul style="list-style-type: none"> ➤ Provided link to the NYISO Market Access Login page to access JESS

Version	Effective Date	Revisions
		Section 3.3 <ul style="list-style-type: none"> ➤ Updated instructions for ISO-NE users to now use the Self-Service Account Management (SSAM) application when creating a password to access the JESS application
2.4	01/17/2018	Section 1.4.4.1.1 <ul style="list-style-type: none"> ➤ Include a note in this section explaining that Real-Time Market (RTM) Bids at the CTS Enabled Proxy Bus with ISO-NE employing a Schedule Type of either 15-Min CTS or Hourly CTS may only supply a single point bid curve.
2.4	08/11/2020	Recertification <ul style="list-style-type: none"> ➤ Updated branding and formatting ➤ Updated hyperlinks
2.5	11/11/2020	Section 1.4.1.1 <ul style="list-style-type: none"> ➤ Table 1-1 Updated Proxy Bus OH_GEN_BRUCE to OH_GEN_PROXY ➤ Table 1-2 Updated Proxy Bus OH_LOAD_BRUCE to OH_LOAD_PROXY Section 1.5.4 <ul style="list-style-type: none"> ➤ Table 1-4 Updated Proxy Bus OH_GEN_BRUCE to OH_GEN_PROXY and OH_LOAD_BRUCE to OH_LOAD_PROXY
2.6	9/22/2022	Recertified Section 2 <ul style="list-style-type: none"> ➤ Updated link to the NYISO Market Access Login page to access JESS Section 3 <ul style="list-style-type: none"> ➤ Updated link to the NYISO Market Access Login page to access JESS Section 3.3 <ul style="list-style-type: none"> ➤ Updated link to the NYISO Market Access Login page to access JESS
2.7	07/21/2025	Recertified Global <ul style="list-style-type: none"> ➤ Corrected broken reference links ➤ Updated Table of Tables
3.0	12/03/2025	Section 1.5.5 <ul style="list-style-type: none"> ➤ New Section. Describes the NYISO's new requirement on NERC eTags and provides instructions on how to incorporate this requirement into the eTags.

- - This page intentionally left blank - -

Relation of this Guide to NYISO's Tariffs and Agreements

To the extent that information in this Joint Energy Scheduling System User Guide is inconsistent with the NYISO's tariffs or agreements, the NYISO's tariffs and agreements shall control. This guide is intended solely for informational purposes and is subject to change.

Capitalized terms used in this guide shall have the meanings established in this guide and shall neither define nor prescribe a party's rights or obligations under the NYISO's tariffs or agreements.

- - This page intentionally left blank - -

1. Introduction

1.1 NYISO Overview

The principal mission of the NYISO is to direct the operation of the New York Control Area power system in order to supply power to loads while maintaining safety and reliability in compliance with the reliability rules established by the New York State Reliability Council (NYSRC). The NYISO rules incorporate standards and operating policies enacted by the North American Electric Reliability Council (NERC) as well as guidelines and procedures enacted by the Northeast Power Coordinating Council (NPCC).

1.2 NYISO Electricity Market

The NYISO facilitates and administers the markets for installed capacity, energy, ancillary services, and transmission congestion contracts. The NYISO also administers the scheduling of firm point-to-point transmission service and Network Integration Transmission Service.

Market Participants may submit offers on a day-ahead and real-time basis for generation, and bilateral transactions. The NYISO facilitates a Day-Ahead Market (DAM) and a Real-Time Market (RTM) using Market Participants' bid data. Loads may submit bids only in the DAM.

At the close of each market, the NYISO initiates a bid evaluation process. The process involves retrieving bids from the Market Information System (MIS), analyzing the bids according to prescribed rules, making adjustments to ensure that reliability requirements are met, and posting results to the MIS.

The energy market provides a mechanism for Market Participants to buy and sell Locational Based Marginal Price (LBMP) energy and to bid various kinds of bilateral transactions. Suppliers may sell energy directly into the market at LBMP or be party to a bilateral contract selling directly to purchasers. LSEs and others may purchase energy at LBMP by submitting bids and/or they may be party to a bilateral contract purchasing directly from a supplier. Parties to a bilateral contract may elect to bid a transaction as a firm point-to-point transaction, in which case they are agreeing to pay congestion charges to secure delivery of the requested energy.

1.3 What is the Joint Energy Scheduling System?

The Joint Energy Scheduling System (JESS) is the platform used by Market Participants to manage interregional transaction bidding and scheduling functions in the NYISO energy markets.

1.4 What are External Transactions

External energy transactions involve the purchase or sale of energy where the source (import), sink (export), or both the source and sink (wheel through) are located outside of the New York control Area (NYCA).

Market Participants may purchase energy from the NYISO market for withdrawal at an external proxy bus. This type of transaction is referred to as an LBMP export transaction. To schedule an LBMP export transaction the JESS user would select the NYISO reference bus as the source of the transaction and an external proxy bus as the sink for the transaction.

Market Participants may sell energy into the NYISO markets at an external proxy bus. This type of transaction is referred to as an LBMP import transaction. To schedule an LBMP import transaction the JESS user would select an external proxy bus as the source of the transaction and the NYISO reference bus as the sink for the transaction.

Market Participants may schedule a transaction to withdraw energy at an external proxy bus sourced from an internal NYCA generator. This type of transaction is referred to as a bilateral export transaction. To schedule a bilateral export transaction the JESS user would select an internal NYCA generator bus as the source of the transaction and an external proxy bus as the sink for the transaction.

Market Participants may schedule a transaction to deliver to an internal NYISO load bus sourced from an external proxy bus. This type of transaction is referred to as a bilateral import transaction. To schedule a bilateral import transaction the JESS user would select an external proxy bus as the source of the transaction and an internal NYISO load bus as the sink for the transaction.

Market Participants may also schedule a transaction to deliver energy sourced at an external proxy bus for withdrawal at another external proxy bus. This type of transaction is referred to as a wheel through transaction. To schedule a wheel through transaction the JESS user would select both an external proxy bus as the source of the transaction and an external proxy bus as the sink for the transaction.

Figure 1-1 LBMP Import Transactions

LBMP Import Transactions

Source is external proxy and
Sink is NYISO Ref bus

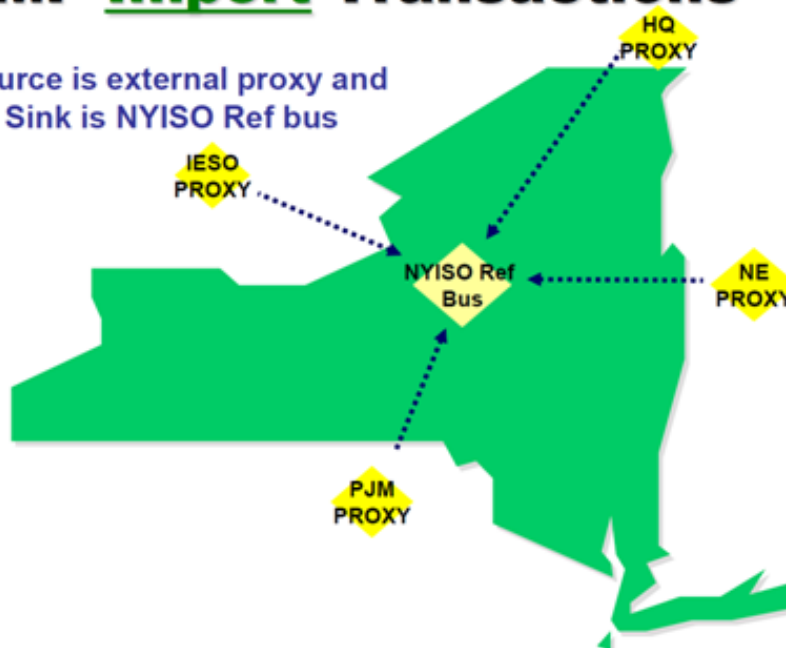


Figure 1-2 LBMP Export Transactions

LBMP Export Transactions

Source is NYISO Ref bus and
Sink is external proxy

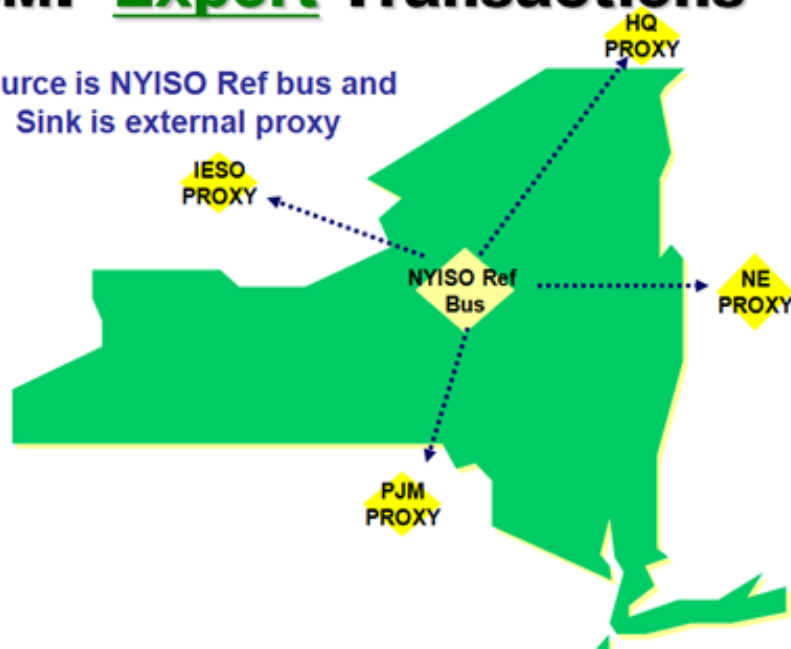
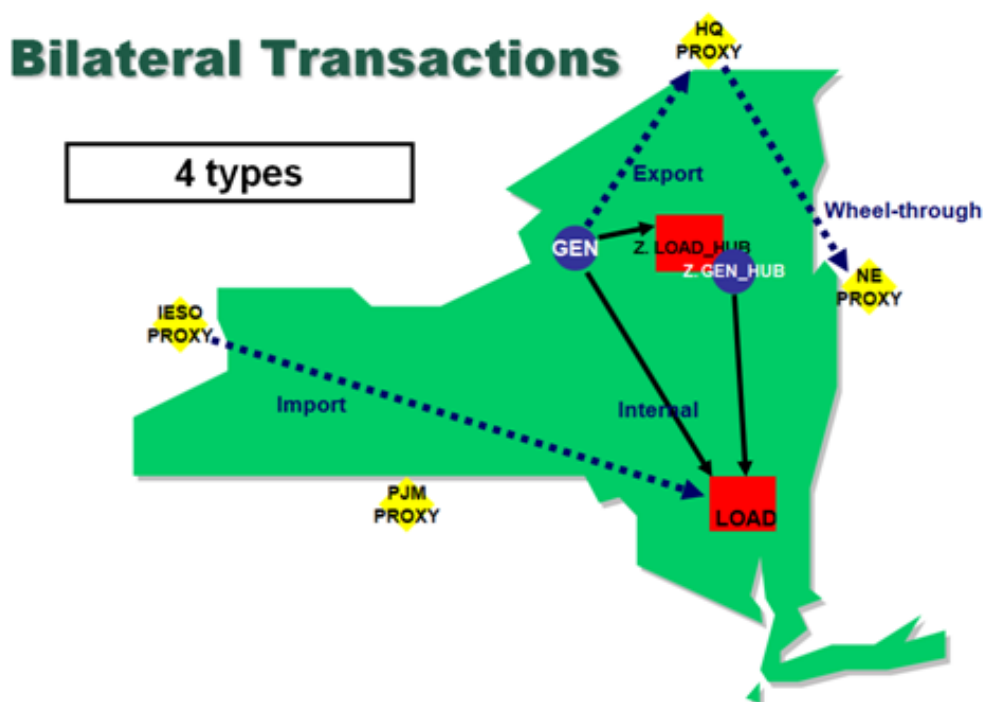


Figure 1-3 Bilateral Transactions



1.4.1 Proxy Bus

Definition: A proxy bus located outside the NYCA that is selected by the ISO to represent a typical bus in an adjacent Control Area and for which LBMP prices are calculated. There may be more than one Proxy Generator Bus at a particular Interface with a neighboring Control Area to enable the NYISO to distinguish the bidding, treatment and pricing of products and services at the Interface.

1.4.1.1 Proxy bus selection when entering a bid:

To place Bids for Imports, the appropriate proxy bus from the following table should be used. If the NYISO Reference Bus is the sink, you must select the appropriate external proxy bus as the source. These external proxy buses may represent multiple generators (sources) outside the NYCA.

Table 1-1 Control Area/Proxy Bus - Imports

Control Area-Interface	Source Proxy Bus
Hydro Quebec -Chateauguay Import/Export	HQ_GEN_IMPORT
-Chateauguay Wheels Through	HQ_GEN_WHEEL
HQ-Dennison	HQ_GEN_CEDARS_PROXY
ISO New England	N.E._GEN_SANDY PD
ISO New England Northport-Norwalk Sched. Line	NPX_GEN_1385_PROXY
ISO New England Cross-Sound Scheduled Line	NPX_GEN_CSC

Ontario Independent Market Operator	OH_GEN_PROXY
PJM Interconnection	PJM_GEN_KEYSTONE
PJM Neptune Scheduled Line	PJM_GEN_NEPTUNE_PROXY
PJM Linden VFT Scheduled Line	PJM_GEN_VFT_PROXY
PJM HTP Scheduled Line	PJM_GEN-HTP_PROXY

To place Bids for Exports, the appropriate proxy bus from the following table should be used. If the NYISO Reference Bus is the source, you must select the appropriate external proxy bus as the sink. These external proxy buses (sink) represent the Load outside of the NYCA.

Table 1-2 Control Area/Proxy Bus - Exports

Control Area-Interface	Sink Proxy Bus
Hydro Quebec -Chateauguay Import/Export	HQ_LOAD_EXPORT
-Chateauguay Wheels Through	HQ_LOAD_WHEEL
HQ-Dennison	HQ_LOAD_CEDARS_PROXY
ISO New England	NE_LOAD_SANDY PD
ISO New England Northport-Norwalk Sched. Line	NPX_LOAD_1385_PROXY
ISO New England Cross-Sound Scheduled Line	NPX_LOAD_CSC
Ontario Independent Market Operator	OH_LOAD_PROXY
PJM Interconnection	PJM_LOAD_KEYSTONE
PJM Neptune Scheduled Line	PJM_LOAD_NEPTUNE
PJM Linden VFT Scheduled Line	PJM_LOAD_VFT_PROXY
PJM HTP Scheduled Line	PJM_LOAD-HTP_PROXY

1.4.2 Merchant Transmission Facilities:

The following Merchant Transmission Facilities exist as separate proxy bus interfaces in addition to the PJM interface: These facilities are managed by PJM Interconnection, L.L.C. (PJM). Please see PJM's tariff schedules for information on transmission rights and curtailment protocols.

*<http://www.pjm.com/markets-and-operations/etools/oasis/merch-trans-facilities.aspx>

- Hudson Transmission Project (HTP)
- Linden VFT (VFT)
- Neptune (Neptune)

The following Merchant Transmission Facilities exist as separate proxy bus interfaces in addition to the New England Interface. These facilities are managed by ISO-New England (ISO-NE).

- Cross Sound Cable
- 1385 Norwalk-Northport line

1.4.3 Available Scheduling Options at External Proxy Buses

For a list of available scheduling options for each of the above mentioned proxy buses see Section 4.4.4 of the Market Services Tariff.

1.4.4 Scheduling Process

1.4.4.1 Bid curve

The eleven point bid curve is the structure used to submit the economic scheduling preference associated with all Day-Ahead and real-time Firm External Transaction bids (Imports, Exports, Wheels Through) and for all transaction scheduling frequencies, both hourly and intra-hour. The manner in which the bid will be evaluated by the scheduling process is determined by the direction (import/export/wheel-through) and market (DAM/RTM) and Real Time Bid Schedule Type of the bid. These details are noted below.

1.4.4.1.1 Bid Curve for LBMP Imports and Wheels Through

The values on the transaction bid curve for LBMP Imports and Wheels Through represent the number of MWs the transaction bidder is willing to sell at various price points. Please see the example listed below:

Bid Curve Point*	1	2	3
MW	27	61	111
\$/MW	8	16	23

*This table represents a Transaction bid curve for an Import Transaction with 3 curve points.

Note: Real-Time Market (RTM) Bids at the CTS Enabled Proxy Bus with ISO-NE employing a Schedule Type of either 15-Min CTS or Hourly CTS may only supply a single point bid curve. Bid curve points 2-11 must be left blank

The bid curve will be evaluated as follows:

- If the LBMP is less than \$8 at the time Transaction schedules are determined, then 0 MWs may be sold
- If the LBMP is between \$8 and \$15.99 at the time Transaction schedules are determined, then up to 27 MWs may be sold
- If the LBMP is between \$16 and \$22.99 at the time Transaction schedules are determined, then up to 61 MW may be sold
- If the LBMP is \$23 or greater at the time Transaction schedules are determined, then up to 111 MW may be sold

Criteria for a valid Import or Wheel Through

The bid curve transaction is subject to the following validation requirements:

1. MWs must be ascending from point 1 through the last point supplied
2. \$/MW must be ascending from point 1 through the last point supplied
3. Last MW value on the bid curve must be equal to or greater than the Energy Profile MW of the bid curve.
4. All bid curve points must be contiguous (example: cannot provide data in point 1 and point 3 without also providing data in point 2).
5. Bid curve point 1 must have data.
6. Bid curve MW values must be whole numbers

1.4.4.1.2 Bid Curve for LBMP Exports

Bid Curve Point*	1	2	3
MW	50	34	27
\$/MW	12	22	32

*This table represents a transaction bid curve for an Export transaction with 3 curve points.

The curve will be evaluated as follows:

- If the LBMP is less than or equal to \$12 at the time Transaction schedules are determined, then up to 111 MWs (*i.e.*, 50 +34+27) may be purchased
- If the LBMP is between \$12.01 and \$22.00 at the time Transaction schedules are determined, then up to 61 MWs (*i.e.*, 34 +27) may be purchased
- If the LBMP is between \$22.01 and \$32.00 at the time Transaction schedules are determined, then up to 27 MWs may be purchased
- If the LBMP is \$32.01 or greater at the time Transaction schedules are determined, 0 MWs may be purchased

Criteria for a valid Export bid curve

The transaction is subject to the following validation requirements:

1. \$/MW must be ascending from point 1 through the last point supplied
2. The sum of MWs across all bid curve points must be equal to or greater than the Energy Profile MW of the bid curve.
3. All bid curve points must be contiguous (example: cannot provide data in point 1 and point 3 without also providing data in point 2).
4. Bid curve point 1 must have data.
5. Bid curve MW values must be whole numbers.

1.4.4.1.3 Bid Curve for Real-Time CTS Imports

The values on the transaction bid curve for CTS Imports represent the number of MWs the transaction bidder is willing to sell so long as the projected price difference between the NYISO price and the neighboring ISO price at the interface is greater than or equal to the dollar value specified value. Please see the example listed below:

Bid Curve Point*	1	2	3
MW	30	40	50
\$/MW	2	4	6

*This table represents a Transaction bid curve for a Real-Time CTS Import Transaction with 3 curve points.

The bid curve will be evaluated as follows:

- If the NYISO price minus the neighboring ISO price is less than \$2 at the time Transaction schedules are determined, then 0 MWs may be sold
- If the NYISO price minus the neighboring ISO price is between \$2 and \$3.99 at the time Transaction schedules are determined, then up to 30 MWs may be sold
- If the NYISO price minus the neighboring ISO price is between \$4 and \$5.99 at the time Transaction schedules are determined, then up to 40 MWs may be sold
- If the NYISO price minus the neighboring ISO price is \$6 or greater at the time Transaction schedules are determined, then up to 50 MW may be sold

Validation criteria for a valid Real-Time CTS Import:

1. MWs must be ascending from point 1 through the last point supplied
2. \$/MW must be ascending from point 1 through the last point supplied
3. Last MW value on the bid curve must be equal to or greater than the Energy Profile MW of the bid curve.
4. All bid curve points must be contiguous (example: cannot provide data in point 1 and point 3 without also providing data in point 2).
5. Bid curve point 1 must have data.
6. Bid curve MW values must be whole numbers

1.4.4.1.4 Bid Curve for Real-Time CTS Exports

Bid Curve Point*	1	2	3
MW	50	30	10
\$/MW	3	5	7

*This table represents a transaction bid curve for an Export transaction with 3 curve points.

The curve will be evaluated as follows:

- If the neighboring ISO price minus the NYISO price is less than \$3 at the time Transaction schedules are determined, then 0 MWs will be purchased
- If the neighboring ISO price minus the NYISO price is between \$3.00 and \$4.99 at the time Transaction schedules are determined, then up to 50 MWs may be purchased
- If the neighboring ISO price minus the NYISO price is between \$5.00 and \$6.99 at the time Transaction schedules are determined, then up to 80 MWs (*i.e.*, 50 +30) may be purchased
- If the neighboring ISO price minus the NYISO price is \$7.00 or greater at the time Transaction schedules are determined, then up to 90 MWs (*i.e.*, 50 +30+10) may be purchased

Validation criteria for a valid Real-Time CTS Export:

1. \$/MW must be ascending from point 1 through the last point supplied
2. The sum of MWs across all bid curve points must be equal to or greater than the Energy Profile MW of the bid curve.
3. All bid curve points must be contiguous (example: cannot provide data in point 1 and point 3 without also providing data in point 2).
4. Bid curve point 1 must have data.
5. Bid curve MW values must be whole numbers.

1.4.4.2 15-Minute Transaction Bid Curves

Certain Real-Time Market transaction bids have the option to provide either a single bid curve that will be applicable to the entire hour or individual 15-minute bid curves for each of the four quarter hours. When electing the 15-minute bid curves feature, users must specify a valid bid curve for each of the four quarter hours. Users must specify an Energy Profile MW value for each bid curve provided.

The 15-minute bid curve feature is available for Real-Time Market transaction bids. The feature cannot be used with Day Ahead Market transaction bids. The 15-minute bid curve feature is available to use for Real-Time Market Bids with a Real Time Market Bid Schedule Type of 15-Min LBMP or 15-Min CTS. Real-Time Market transaction bids designated for hourly evaluation are not eligible to use the 15-minute bid curve feature. The 15-minute bid curve feature is available at any proxy bus that supports 15-minute transaction scheduling.

When using the 15-minute bid curve feature the user must designate one of the four bid curves as the default bid curve to be used in the event that 15-minute scheduling is disabled. The NYISO will evaluate these bids on an hourly basis using the default bid curve designated by the MP while 15-minute scheduling is disabled.

1.5 NERC E-Tag

An E-Tag contains important details concerning external energy transactions. An E-Tag must be created by a Market Participant (MP) for each External Transaction, including all imports to the NYISO, exports from the NYISO, and wheels-through the NYISO. In this Technical Bulletin, the party who writes or submits E-Tags is referred to as the Purchasing Selling Entity (PSE). E-Tags are maintained in a centralized database and administered by a Tagging Authority. Balancing Authorities and Market Participants have electronic access to the E-Tags and the data they contain for their creation, update, and viewing through the Tagging Authority. The centralized database of E-Tags also automatically notifies relevant Balancing Authorities each time an E-Tag is created or modified. Balancing Authorities, including the NYISO, use this database to retrieve the information associated with E-Tags. In limited cases, a Balancing Authority may modify the information associated with an E-Tag. Balancing Authorities also approve or deny a proposed transaction based on the information contained in that transaction's E-Tag.

Each E-Tag is identified by a unique E-Tag Identifier. The E-Tag Identifier contains:

- Source Balancing Authority Entity (SCA) Code - the Balancing Authority in which the source is located or energy is purchased from. For transactions originating in NY, the Source Balancing Authority Code is "NYIS".
- PSE Code (Tag Author PSE) - the Purchasing/Selling Entity who is writing and submitting the Tag to the Tag Authority
- Unique transaction identifier (e-Tag Code/Unique #) - 7 Character code used as part of the Tag ID to identify a transaction
- Sink (Receiving) Balancing Authority Entity (RCA) Code - the receiving Balancing Authority in which the load is located, or where the energy is imported into. For transactions delivered into NY, the Sink Balancing Authority Code is "NYIS".

1.5.1 NYISO Bid/Offer

For each proposed External Transaction involving the NYISO, an hourly bid to purchase energy or offer to sell energy must exist in the JESS. In some cases the hourly bid/offer is created automatically; in other cases a Market Participant must create the bid/offer. Among the data required in the bid/offer is an E-Tag Identifier. The E-Tag Identifier provides a unique and unambiguous link between the bid/offer submitted to the NYISO and the E-Tag created by the PSE. Note that the SCA and RCA components of the E-Tag Identifier are not necessarily the same as the source and sink values of the bid/offer in the NYISO's MIS. Nevertheless, the MIS bid/offer and the E-Tag contain some common information. This common data must be separately provided to the bid/offer in the MIS and the E-Tag.

The associated E-Tag for a Real-Time External Transaction must be submitted no later than seventy-

five minutes prior to the scheduling hour in order to be evaluated for that scheduling hour in the Real-Time Market. Each time an External Transaction bid/offer is submitted or updated in the MIS, it will be checked for a valid corresponding E-Tag. All External Transaction bids in the MIS will have a current E-Tag status which designates the state of the last E-Tag check. The MIS E-Tag status on an MIS bid/offer will be one of the following:

- Pending – This indicates that a successful E-Tag check has not yet taken place between NYISO and the tagging authority
- Valid – This indicates that a successful E-Tag check has occurred and the E-Tag Energy Profile MW is equal to or greater than the MIS bid/offer Energy Profile MW for the upcoming dispatch hour
- Invalid – This indicates that a successful E-Tag check has occurred but the E-Tag does not match the MIS bid/offer

If, at the time of the hourly market close (i.e. seventy-five minutes in advance of the dispatch hour), a transaction bid/offer has an E-Tag status of “Invalid” or “Pending”, then the transaction bid’s bid status will be marked as “Validation Failed”, the transaction bid/offer will not be evaluated in the Real-Time Market for that hour, the transaction bid/offer will not receive a schedule from the NYISO, and the transaction bid/offer will not flow. In the event the NYISO is unable to verify the existence of a NERC E-Tag due to technical issues, the NYISO bid validation rules will assume that the Market Participant has properly submitted the E-Tag and will allow the MIS transaction bid/offer to be economically evaluated by the scheduling software.

1.5.2 Scheduling in NYISO

The NYISO uses a two-step process, evaluation and checkout, to schedule External Transactions. The evaluation step, performed during the Real-Time Commitment (RTC) process, determines whether a proposed transaction meets economic criteria established by the Market Participant and honors all relevant capacity and ramp limitations. A transaction may pass the evaluation step whether or not information in the E-Tag is consistent with results of the evaluation. Upon passing the evaluation step, a transaction is given a MIS status of “advisory accepted.”

After an MIS schedule is posted from the evaluation step, the E-Tag is updated to reflect that MIS schedule if that schedule differs from the E-Tag’s Energy Profile. For hourly transaction schedules, this will typically occur approximately 30 – 45 minutes prior to the dispatch hour. E-Tags corresponding to hourly transaction schedules will have the Energy Profile values updated to match the schedule from the RTC15 run that scheduled the hourly transaction. For intra-hour transaction schedules at Variably Scheduled

Proxy Generator Buses, this will typically occur approximately 5-15 minutes prior to the dispatch interval. E-Tags corresponding to intra-hour (15 minute) transaction schedules will have its Energy Profile MW values updated if necessary for at least 3 RTC time steps 1-3 and at most 6 RTC timesteps 1-6. The number of RTC timesteps will depend on which RTC run is providing the data as illustrated in the tables below.

Table 1-3 RTC Timesteps

Intra-Hourly Schedules (15min)

RTC Timestep		1	2	3	4	5	6	7	8	9	10	
RTC run time	RTC run	aa:30	aa:45	bb:00	bb:15	bb:30	bb:45	cc:00	cc:15	cc:30	cc:45	dd:00
aa:00 - aa:15	RTC15	X	X	X	X	X	X					
aa:15 - aa:30	RTC30		X	X	X	X	X					
aa:30 - aa:45	RTC45			X	X	X	X					
aa:45 - bb:00	RTC00				X	X	X					
bb:00 - bb:15	RTC15					X	X	X	X	X	X	
bb:15 - bb:30	RTC30						X	X	X	X	X	
bb:30 - bb:45	RTC45							X	X	X	X	
bb:45 - cc:00	RTC00								X	X	X	

Hourly Schedules

RTC Timestep		1	2	3	4	5	6	7	8	9	10	
RTC run time	RTC run	aa:30	aa:45	bb:00	bb:15	bb:30	bb:45	cc:00	cc:15	cc:30	cc:45	dd:00
aa:00 - aa:15	RTC15			X	X	X	X					
aa:15 - aa:30	RTC30											
aa:30 - aa:45	RTC45											
aa:45 - bb:00	RTC00											
bb:00 - bb:15	RTC15							X	X	X	X	
bb:15 - bb:30	RTC30											
bb:30 - bb:45	RTC45											
bb:45 - cc:00	RTC00											

"X" denotes timesteps that may be updated to match their MIS schedules

During the checkout step, which follows the evaluation step, the NYISO verifies that the transaction is acceptable to all relevant Balancing Authorities, and that the information in the transaction's E-Tag is consistent with the results of the evaluation step. Since Market Participants must enter redundant data in the bid/offer and in E-Tag, care must be taken to assure consistency prior to checkout. Upon passing the checkout step, the transaction is given a MIS status of "accepted" and the transaction will flow. If the NYISO

checkout step results in changes to the requested transaction's MIS schedule, the NYISO automatically creates curtailment requests to ensure that the E-Tag reflects the MIS schedule. The mechanism used during the checkout step to update an E-Tag is also used to update an E-Tag when an in-hour curtailment is applied.

1.5.3 E-Tag Request

Each time an E-Tag is created or modified by a PSE, a notification is automatically sent to all relevant parties of the E-Tag (e.g., a Balancing Authority or a Market Participant). That notification is called an E-Tag Request. Balancing Authorities may respond to an E-Tag Request in one of three ways:

- **APPROVE** – The Balancing Authority has actively agreed to implement the request.
- **STUDY** – The Balancing Authority has actively decided to defer its decision to approve or deny until a later time within its approval window, but wishes to communicate its acknowledgement of the request.
- **DENY** – The Balancing Authority, either actively or passively, has decided not to implement the request.

Market Participants may respond to E-Tags in two ways – **CREATE** (including **CORRECTIONS**) or **ADJUST**. **CREATE** refers to the process by which PSEs submit E-Tags. **ADJUST** is the process by which PSEs may change values in the E-Tag. Any changes to the E-Tag Energy Profile MW (including new tags or withdrawal of an existing tag) that are initiated by the PSE after the hourly market close will be denied. Note that changes initiated by Balancing Authorities (BA) will not be automatically denied. The timelines for each of these actions are depicted below:

Figure 1-4 E-Tagging Timeline - DAM

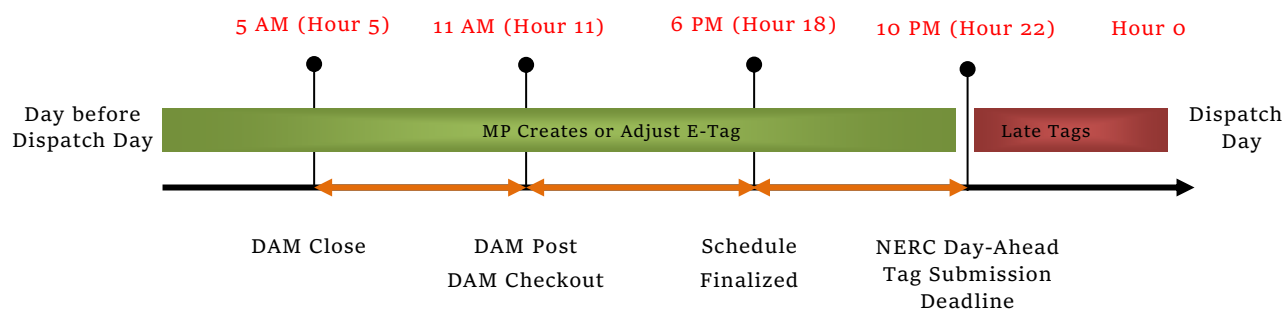


Figure 1-5 E-Tagging Timeline – RTM Intra-Hourly Schedules

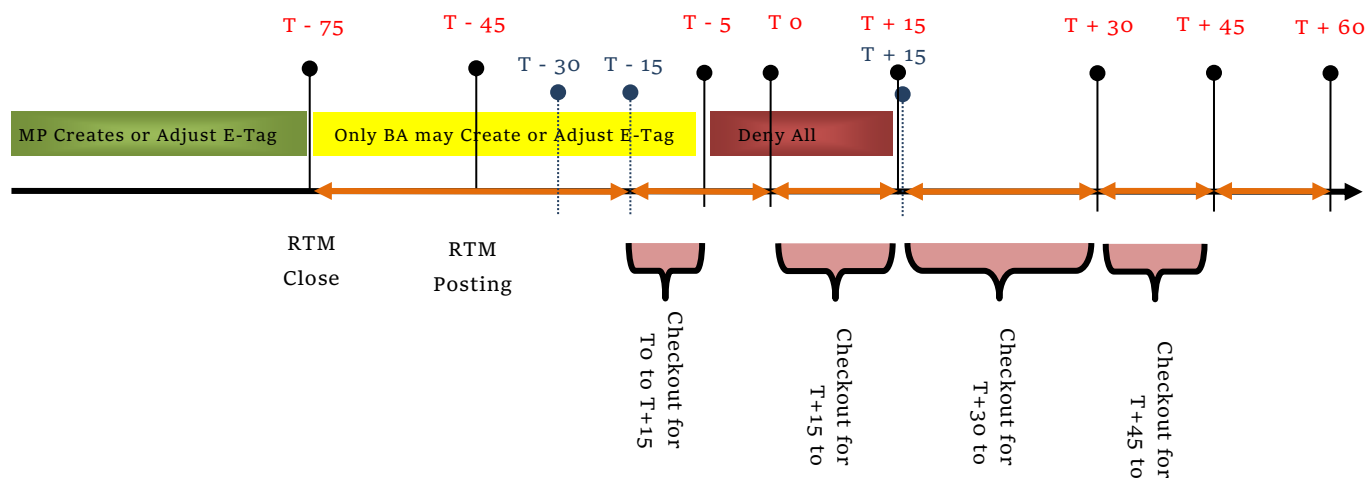
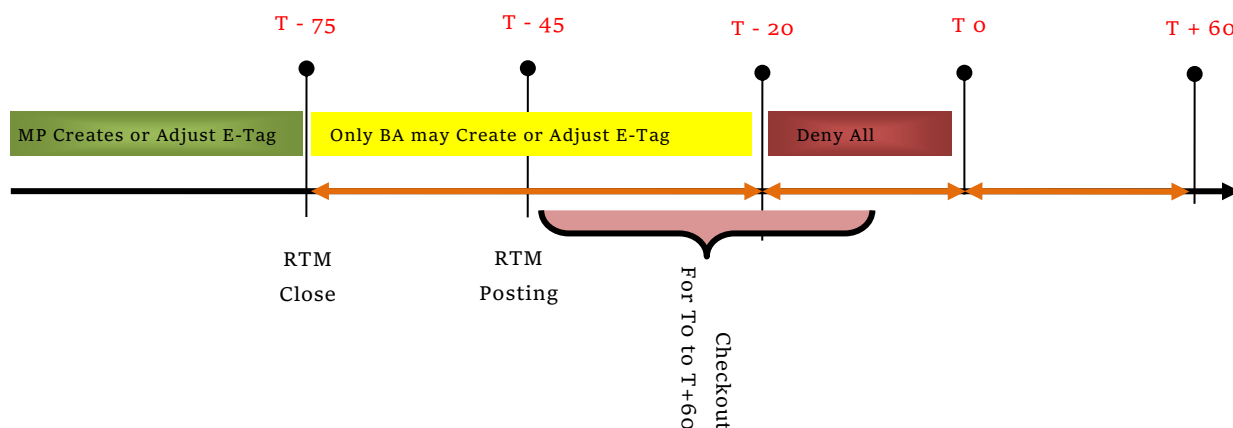


Figure 1-6 E-Tagging Timeline – RTM Hourly Schedules



Note: These timings do not reflect the NERC TLR timings for e-Tags.

All OATI E-Tags created by PSEs shall be no longer than 31 days due to an OATI limit on E-Tag updates. If a new E-Tag is submitted with a duration longer than 31 days it will be DENIED. If an existing E-Tag is adjusted, and the adjustment makes an E-Tag longer than 31 days, that adjustment shall be DENIED.

If an E-Tag has more than 2,995 updates (near the OATi limit of E-Tag updates of 3,000), the E-Tag Energy Profile MW will be curtailed 0MW for its remaining duration by the NYISO.

1.5.4 NYISO Response to an E-Tag Request

The NYISO's response to an E-Tag Request (APPROVE, STUDY, or DENY) depends on two criteria (i) the alignment of future hours of the E-Tag's energy profile with the NYISO real-time processes, and (ii) whether information in the associated E-Tag is consistent with information in the MIS bid/offer. The specific reason behind why the NYISO issues any of these responses (APPROVE, STUDY, or DENY) is provided to customers through the "Reason" field of the E-Tag. A single E-Tag can specify a transaction period of one hour to many days. Upon receipt of an E-Tag Request, the NYISO compares each upcoming hour of the E-Tag to the matching MIS bid/offer for consistency. Any upcoming hour of the transaction specified in an E-Tag may be:

- Prior to the close of the hourly Real-Time Market, that is, more than 75 minutes before the transaction is to flow (prior to T-75).
- After close of the hourly Real-Time Market but before the checkout period begins. The checkout period nominally begins 40 minutes before the transaction is to flow (after T-75 but before approximately T-40).
- After the checkout period begins but before the checkout period ends. The checkout period ends 20 minutes before the transaction is to flow (after approximately T-40 but before T-20).
- After the checkout period ends (after T-20).

The consistency check compares the schedule and transaction type for upcoming hours of the E-Tag's proposed transaction with those hours of the bid/offer. The E-Tag is consistent with the bid/offer for a particular hour if the bid/offer MWs for each quarter hour is less than or equal to the E-Tag energy profile and the E-Tag transaction type matches the type allowed for intra-hour transaction scheduling. See below for a chart of allowable transaction types. If the schedules and/or transaction type differ for an hour, or if the bid/offer does not yet exist for that hour, the E-Tag is not consistent with the bid/offer for that hour.

Table 1-4 E-Tag Transaction Type Table

Proxy Generator Bus	E-Tag Transaction Type	
	Hourly Bid Type	Intra-hour Bid Type
Hydro Quebec		
HQ_GEN_IMPORT	NORMAL	DYNAMIC
HQ_LOAD_EXPORT	NORMAL	DYNAMIC
HQ_GEN_CEDARS_PROXY	NORMAL	Not Currently Available
HQ_LOAD_CEDARS_PROXY	NORMAL	Not Currently Available
HQ_GEN_WHEEL	NORMAL	Not Currently Available
HQ_LOAD_WHEEL	NORMAL	Not Currently Available
PJM		
PJM_GEN_KEystone	NORMAL	NORMAL
PJM_LOAD_KEystone	NORMAL	NORMAL
PJM_GEN_NEPTUNE_PROXY	NORMAL	NORMAL
PJM_LOAD_NEPTUNE_PROXY	NORMAL	NORMAL
PJM_GEN_VFT_PROXY	NORMAL	NORMAL
PJM_LOAD_VFT_PROXY	NORMAL	NORMAL
PJM_HTP_GEN	NORMAL	NORMAL
HUDSONTP_345KV_HTP_LOAD	NORMAL	NORMAL
ISO New England		
N.E._GEN_SANDY_POND	NORMAL	Not Currently Available
NE_LOAD_SANDY_PD	NORMAL	Not Currently Available
NPX_GEN_CSC	NORMAL	Not Currently Available
NPX_LOAD_CSC	NORMAL	Not Currently Available
NPX_GEN_1385_PROXY	NORMAL	Not Currently Available
NPX_LOAD_1385_PROXY	NORMAL	Not Currently Available
Ontario		
OH_GEN_PROXY	NORMAL	Not Currently Available
OH_LOAD_PROXY	NORMAL	Not Currently Available

It is important to note that an E-Tag with a 0 MW energy profile for an hour(s) will be placed in study, since the MIS does not permit 0 MW transaction bids. In this case, the absence of a bid in the MIS that

corresponds to an E-Tag with a 0 MW energy profile will result in the E-Tag being given a status of Study, and it will be passively denied within the OATI system if the E-Tag is not corrected within the applicable study window.

Table 1-5 E-Tag Request Criteria

E-Tag schedule hour (T) An E-Tag Request for a new schedule or schedule change for hour T that is received:	NYISO evaluation of the E-Tag schedule hour The NYISO will respond to the E-Tag request for a new schedule or a change in schedule for hour T depending on results of the consistency check.
Before T-75 (including DAM)	Consistent: APPROVE Not consistent: STUDY
After T-75 and before T-20	Consistent: DENY Not consistent: DENY Any changes to the E-Tag that cause the state to be study and aren't corrected by T-75 will be DENIED. Any changes to the E-Tag Energy Profile MW (including new tags or withdrawal of an existing tag) that are initiated by the PSE after T-75 will be DENIED. In the event that RTC or the real-time transaction checkout process results in a transaction schedule less than the full amount requested, the NYISO will modify the bid/offer to reflect the amount scheduled; and will curtail the E-Tag schedule to match the schedule associated with the MIS bid/offer. The NYISO sets the bid/offer schedule for hour T to zero for any transaction that fails real-time checkout or fails to be bid scheduled in the real-time process. In the event the NYISO is unable to verify the existence of a NERC E-Tag due to technical issues, NYISO schedules may be approved by the NYISO scheduling process even when those schedules contain a NERC TagID that does not correspond to any E-Tag in OATI. If a matching E-Tag has not been implemented at least 20 minutes prior to flow, the NYISO's Operators will cut the transaction in MIS (and it will fail inter-Balancing Authority checkout), unless the Operators determine that (a) the transaction is likely to flow if scheduled, and (b) cutting the transaction would significantly impair reliability. A Market Participant that fails to get a matching E-Tag implemented at least 20 minutes prior to flow will be subject to Financial Impact Charges for transactions that do not flow. In special cases, when requested by a neighboring Balancing Authority, and when sufficient time permits, a transaction that failed checkout may be reinstated in an attempt to make the bid/offer consistent with the E-Tag.
After T-20	Consistent: DENY Not consistent: DENY NERC categorizes requests received less than 15 minutes prior to the start of the interchange ramp (typically 20 minutes prior to the start of the operating hour) as "late." The NERC "late" categorization is irrelevant to the NYISO scheduling mechanisms.

E-Tag requests that span multiple hours will be given as an overall status the worst rating of each of its hours. For example, if some hours would have been assigned a status of APPROVED but other hours would have been assigned a status of STUDY or DENIED, then the entire E-Tag Request will be given the status STUDY or DENIED.

E-Tags in the Study state will default to “passively denied” within the OATI system (this is not a NYISO MIS function) if the discrepancies are not corrected by the MP within the applicable Study window. Transactions that are passively denied within the OATI system will not flow.

1.5.4.1 Examples

Each of the following examples describes transactions that involve the NYISO. Examples 1 through 3 describe transactions that occur prior to T -75. Examples 4 through 7 describe transactions that occur after T -75. These examples use MW values from the MIS that are the Real-Time Market (RTM) bid MW values. Although Tagging Authorities are not explicitly mentioned in these examples, it is assumed that after a PSE creates the E-Tag the Tagging Authority sends the relevant E-Tag request to the NYISO.

Table 1-6 E-Tag Examples

E-Tag Schedule Hour	Scenario	Resolution
Before T -75 (including DAM)	1. In the DAM, a PSE creates an E-Tag prior to Hour 5 (DAM close) with a MW profile of 100MW.	The E-Tag request is approved and the PSE may ADJUST the MW profile after the DAM posts at 11AM, but not later than 10 PM.
	2. In-Day, a PSE creates an E-Tag with an energy profile of 100 MW before T -75. A corresponding bid exists in the MIS.	The request is APPROVED by the NYISO because the bid matches the request.
	3. A PSE creates an E-Tag with an energy profile of 75 MW. A bid exists in the MIS for 100 MW.	The request is placed in STUDY by the NYISO because the energy profiles do not match. Provided that the E-Tag is corrected within the applicable study window, the transaction is scheduled at 100 MW. However, if the E-Tag is not corrected prior to T-75, the MIS bid will fail validation and will not be evaluated.
After T - 75 (RTM Close)	4. After RTM close, a PSE creates an E-Tag with an energy profile of 100 MW. A corresponding bid exists in the MIS for 100 MW.	All E-Tag requests submitted/updated by the PSE subsequent to T-75 are DENIED.

E-Tag Schedule Hour	Scenario	Resolution
	5. A PSE creates an E-Tag with an energy profile of 75 MW. The corresponding MIS bid is for 100 MW.	All E-Tag requests submitted/updated by the PSE subsequent to T-75 are DENIED.
	6. After RTM close, a PSE updates an E-Tag with an energy profile MW that no longer matches the bid/offer that was in the MIS at the time of RTM close.	All E-Tag requests submitted/updated by the PSE subsequent to T-75 are DENIED.

NERC rules do not permit E-Tags to default to Passive Approval from Study in the OATI system. The default E-Tag state is Passive Denial. Market Participants must actively correct either their MIS Transaction bid or their NERC E-Tag, as appropriate, before NYISO's RTM Close, so that the NYISO and other Balancing Authorities may actively approve the E-Tag request.

1.5.5 NYISO E-Tag Requirements

E-Tag requests must include NYIS as the TSP on the "Physical Path" and within the "Current Energy and Transmission Profile" sections of NERC Tags. Including NYIS in the "Current Energy and Transmission Profile" section of tags will also result in a space for MWs. The NYISO's new eTagging software requires NYIS be included in the "Current Energy and Transmission Profile" to properly perform bid and tag validations. Excluding it may result in bids receiving an "INVALID" Bid NERC Tag Status which will result in the bids being marked "VALIDATION FAILED" at HAM market close.

The existing rules requiring a bid for every hour of the tag and Tag MW, from the NYIS columns, in the "Current Energy and Transmission Profile" must be \geq the NYISO Bid MW entered in JESS remain the same. This change is applicable for both imports, exports and any instance where NYISO is responsible for providing an active approval.

Figure 1-7 Incorrect Sink Example: E-Tag without NYIS as the TSP on the Physical Path

PJM_EPSENVIS002_NYIS - Google Chrome
 Not secure https://demo.tag.oati.com/SmartTag/TagViewHTML?TagTemplate=0&TagIndex=2146997&ReqIndex=0&DBID=1&overrideTimeZone=ED&overrideTimeZoneOffset=-4&TagTemplateName=NYIS002

PJM_EPSENVIS002_NYIS Start/Stop Time: Sep 19, 2025 00:00 - Sep 20, 2025 00:00 EDT (All times are in EDT) Current Tag (PENDING) Notes (0)

Tag Information

GCA	CPSE	Tag Code	LCA	Transaction Type	Time Zone	Test Tag	Tag MWh at Gen (Original/Final)	Tag MWh at Load (Original/Final)	Approval Deadline
PJM	EPSE	NYIS002	NYIS	Normal	EDT	No	24 / 24	24 / 24	09/18 13:04

PSE Comment:
Multiple Base Profile: No

Market Path

PSE	Product	Contract	Misc Info
PJM	G-IF		No
NYIS	L		No

Physical Path

BA	TSP	MO	PSE	POR	POD	Sched Entities	Contract	Misc Info	Loss
PJM		PJM	PJM	Source: PJM-CA-Default				No	
PJM		PJM	PJM	PJM	PJM	PJM		No	
NYIS		NYIS	NYIS	Sink: NYIS				No	

Current Energy and Transmission Profiles - MW (out of)

☒ MW ☒ Trans Total ☒ Reservation ☒ Blank/Zero

			Gen		PJM		Ramp Duration	
Date	Start	Stop	MW	Trans	NA	MW	Start	Stop
09/19	00:00	00:00	1	1	1	1		
MWh:			24	24	24	24		

Transmission Allocation

TSP	Owner	Product	OASIS	NITS Resource	Misc Info
PJM	PJM	7-F	NA		No

Loss Accounting
No loss accounting data exists for this tag.

Carbon Copy List
FERC (PSE)

Approval Status History

Request Status

Approval Status

Profile Graph

©2025 webSmartTag® (4.12) - Open Access Technology International, Inc. All Rights Reserved

Figure 1-8 Correct Sink Example: E-Tag with NYIS as the TSP on the Physical Path with added field for MWs

PJM_EPSENVIS001_NYIS - Google Chrome
 Not secure https://demo.tag.oati.com/SmartTag/TagViewHTML?TagTemplate=0&TagIndex=2146996&ReqIndex=0&DBID=1&overrideTimeZone=ED&overrideTimeZoneOffset=-4&TagTemplateName=NYIS001

PJM_EPSENVIS001_NYIS Start/Stop Time: Sep 19, 2025 00:00 - Sep 20, 2025 00:00 EDT (All times are in EDT) Current Tag (PENDING) Notes (0)

Tag Information

GCA	CPSE	Tag Code	LCA	Transaction Type	Time Zone	Test Tag	Tag MWh at Gen (Original/Final)	Tag MWh at Load (Original/Final)	Approval Deadline
PJM	EPSE	NYIS001	NYIS	Normal	EDT	No	24 / 24	24 / 24	09/18 13:03

PSE Comment:
Multiple Base Profile: No

Market Path

PSE	Product	Contract	Misc Info
PJM	G-NF		No
NYIS	L		No

Physical Path

BA	TSP	MO	PSE	POR	POD	Sched Entities	Contract	Misc Info	Loss
PJM	PJM	PJM	PJM	Source: PJM-CA-Default				No	
PJM	PJM	PJM	PJM	PJM	PJM			No	
NYIS	NYIS	NYIS	NYIS	NYIS	NYIS			No	
NYIS	NYIS	NYIS	Sink: NYIS					No	

Current Energy and Transmission Profiles - MW (out of)

☒ MW ☒ Trans Total ☒ Reservation ☒ Blank/Zero

Date	Start	Stop	Gen MW	Trans	PJM			NYIS			Ramp Duration	
					NA	MW	Trans	NA	MW	Start	Stop	
09/19	00:00	00:00	1	1	1	1	1	1	1	1		
MWh:			24	24	24	24	24	24	24	24		

Transmission Allocation

TSP	Owner	Product	OASIS	NITS Resource	Misc Info
PJM	PJM	7-F	NA		No
NYIS	NYIS	7-F	NA		No

Loss Accounting
No loss accounting data exists for this tag.

Carbon Copy List
FERC (PSE)

Approval Status History

Request Status

Approval Status

Profile Graph

©2025 webSmartTag® (4.12) - Open Access Technology International, Inc. All Rights Reserved

Figure 1-9 Incorrect Source Example: E-Tag without NYIS as the TSP on the Physical Path

NYIS_EPSENYIS003_PJM - Google Chrome
https://demo.tag.oati.com/SmartTag/TagViewHTML?TagTemplate=0&TagIndex=2146999&ReqIndex=0&DBID=1&overrideTimeZone=ED&overrideTimeZoneOffset=-4&TagTemplateName=NYIS003
NYIS_EPSENYIS003_PJM
Start/Stop Time: Sep 19, 2025 00:00 - Sep 20, 2025 00:00 EDT (All times are in EDT)
Current Tag (PENDING)
Notes (0)

Tag Information

GCA	CPSE	Tag Code	LCA	Transaction Type	Time Zone	Test Tag	Tag MWh at Gen (Original/Final)	Tag MWh at Load (Original/Final)	Approval Deadline
NYIS	EPSE	NYIS003	PJM	Normal	EDT	No	24 / 24	24 / 24	09/18 13:09

PSE Comment:

Multiple Base Profile: No

Market Path

PSE	Product	Contract	Misc Info
NYIS	G-NF		No
PJM	L		No

Physical Path

BA	TSP	MO	PSE	POR	POD	Sched Entities	Contract	Misc Info	Loss
NYIS	NYIS	NYIS	Source: NYIS					No	
PJM	PJM	PJM	PJM	PJM	PJM			No	
PJM	PJM	PJM	Sink: PJM-CA-Default					No	

Current Energy and Transmission Profiles - MW (out of)

☒ MW ☒ Trans Total ☒ Reservation ☒ Blank/Zero

			Gen		PJM		Ramp Duration	
Date	Start	Stop	MW	Trans	NA	MW	Start	Stop
09/19	00:00	00:00	1	1	1	1		
MWh:			24	24	24	24		

Transmission Allocation

TSP	Owner	Product	OASIS	NITS Resource	Misc Info
PJM	PJM	7-F	NA		No

Loss Accounting

No loss accounting data exists for this tag.

Carbon Copy List

FERC (PSE)

Approval Status History

Request Status

Figure 1-10 Correct Source Example: E-Tag with NYIS as the TSP on the Physical Path with added field for MWs

NYIS_EPSENYIS004_PJM - Google Chrome
 https://demo.tag.oati.com/SmartTag/TagViewHTML?TagTemplate=0&TagIndex=2147001&ReqIndex=0&DBID=1&overrideTimeZone=ED&overrideTimeZoneOffset=-4&TemplateName=NYIS004

NYIS_EPSENYIS004_PJM Start/Stop Time: Sep 19, 2025 00:00 - Sep 20, 2025 00:00 EDT (All times are in EDT) Current Tag (PENDING) Notes (0)

Tag Information

GCA	CPSE	Tag Code	LCA	Transaction Type	Time Zone	Test Tag	Tag MWh at Gen (Original/Final)	Tag MWh at Load (Original/Final)	Approval Deadline
NYIS	EPSE	NYIS004	PJM	Normal	EDT	No	24 / 24	24 / 24	09/18 13:10

PSE Comment:
Multiple Base Profile: No

Market Path

PSE	Product	Contract	Misc Info
NYIS	G-NF		No
PJM	L		No

Physical Path

BA	TSP	MO	PSE	POR	POD	Sched Entities	Contract	Misc Info	Loss
NYIS	NYIS	NYIS	NYIS	Source: NYIS				No	
	NYIS	NYIS	NYIS	NYIS	NYIS	NYIS		No	
PJM	PJM	PJM	PJM	PJM	PJM	PJM		No	
PJM	PJM	PJM		Sink: PJM-CA-Default				No	

Current Energy and Transmission Profiles - MW (out of)

☒ MW ☒ Trans Total ☒ Reservation ☒ Blank/Zero

Date	Start	Stop	Gen MW	NYIS				PJM				Ramp Duration	
				Trans	NA	MW	Trans	NA	MW	Start	Stop		
09/19	00:00	00:00	1	1	1	1	1	1	1	1	1		
MWh:			24	24	24	24	24	24	24	24	24		

Transmission Allocation

TSP	Owner	Product	OASIS	NITS Resource	Misc Info
NYIS	NYIS	7-F	NA		No
PJM	PJM	7-F	NA		No

Loss Accounting
No loss accounting data exists for this tag.

Carbon Copy List
FERC (PSE)

Approval Status History

Request Status

Approval Status

Profile Graph

©2025 webSmartTag® (4.12) - Open Access Technology International, Inc. All Rights Reserved

2. NYISO User Access to the JESS Application

This section of the JESS User Guide provides information for NYISO Market Participant users accessing the JESS application. ISO-NE Market Participant users accessing the JESS application should refer to Section 3 of this JESS User Guide.

The JESS application is accessed by navigating to the JESS application login located on the NYISO Market Access Login page at:

<https://www.nyiso.com/market-access-login1>

2.1 User Roles

For information related to user roles please see Section 7 of the *Market Participants User Guide* (MPUG) available from the NYISO Web site at the following URL:

<https://www.nyiso.com/manuals-tech-bulletins-user-guides>

2.2 User Details

For information related to user details please see section 6.2.7 of the *Market Participants User Guide* (MPUG) available from the NYISO Web site at the following URL:

<https://www.nyiso.com/manuals-tech-bulletins-user-guides>

2.2.1 Change Password

For information related to changing your password please see section 6.2.2 of the *Market Participants User Guide* (MPUG) available from the NYISO Web site at the following URL:

<https://www.nyiso.com/manuals-tech-bulletins-user-guides>

2.2.2 Organization Details

For information related to organization details please see sections 6.2.2, 6.2.3, 6.2.4, 6.2.5, and 6.2.6 of the *Market Participants User Guide* (MPUG) available from the NYISO Web site at the following URL:

<https://www.nyiso.com/manuals-tech-bulletins-user-guides>

2.3 Digital Certificates

All users must have a NAESB compliant digital certificate linked to their MIS user name in order to access NYISO applications.

For instructions on obtaining and using a NAESB compliant digital certificate refer to section 4.4 of the *NYISO Market Participant User's Guide* (MPUG), available from the NYISO Web site at the following URL:

<https://www.nyiso.com/manuals-tech-bulletins-user-guides>

Note: Digital certificates are not application-specific. If the user already has an active certificate in conjunction with other NYISO secured systems, that same certificate can be used to access JESS, assuming appropriate system use privileges are in place.

In addition to having a NAESB compliant digital certificate, those representatives of the MP organization who require access to this application must also be assigned via MIS the JESS-specific privilege appropriate to their role.

2.4 NYISO User Customer Support

2.4.1 Contacting NYISO Stakeholder Services

Stakeholder Services help desk is available to address any JESS bidding and scheduling inquiries:

8:00 a.m. until 5:00 p.m., Monday through Friday

Phone: 518-356-6060

E-mail: stakeholder_services@nyiso.com

The Help Desk telephone will be answered 24-hours-a-day to address urgent, real-time issues, such as problems with access to JESS.

2.4.2 Real-Time Curtailments Support

Customers currently receive e-mail notification of transactions that have been curtailed in real-time by the Interchange Scheduler Plus (IS+). These notifications provide the reason for the curtailment. More detailed information about real-time interface conditions is posted on the NYISO Web site at <http://mis.nyiso.com/public/htm/OperMessages/CurrentOperMessages.htm#disp>

Urgently needed clarification about real-time curtailments is available from the Operations Department 24-hours-a-day at 518-356-7540. This telephone number is for real-time curtailment inquiries only; all other requests will be directed to the Stakeholder Services Help Desk 518-356-6060.

The real-time curtailment telephone line will be answered unless system conditions are such that all operators are otherwise engaged. In that event, the telephone line will be answered with a message that no operators are available. The caller can either try again within a few minutes or call the Stakeholder Services Help Desk line 518-356-6060.

3. ISO-NE User Access to the JESS Application

ISO-NE users may be granted access the JESS application. This access will be made available to ISO-NE Market Participants for use in conjunction with scheduling external energy transactions at the CTS enabled proxy bus with ISO-NE, *i.e.*, Sandy Pond.

Within the JESS application the ISO-NE Market Participant organization is referred to as the “Non-NYISO FRP.” The NYISO Market Participant organization is referred to as the “NYISO FRP.”

ISO-NE users will be granted access the JESS application as a function of their participation in the ISO-NE market. ISO-NE will provide the NYISO with a list of authorized users, the role for each user, organization, contact information, and associated details.

The JESS application is accessed by navigating to the JESS application login located on the NYISO Market Access Login page at:

<https://www.nyiso.com/market-access-login1>

3.1 ISO-NE User Roles

ISO-NE users may access the JESS application using either a *Manage* or *View* role.

The *Manage* role will authorize users to execute functions within the JESS application including submitting and deleting Bids and contracts, confirming Bids, and the administration of trust relationships.

The *View* role will authorize users to be able to review Bid and contract related information in the JESS application. The *View* role will not allow users to execute any functions to modify transaction related data within the JESS application.

3.2 ISO-NE User Digital Certificates

ISO-NE users must have a valid ISO-NE digital certificate that will be used as part of the authentication process for accessing the JESS application. This digital certificate is separate and distinct from the digital certificate, which is required for users to access the JESS application as a NYISO MP. This digital certificate is obtained through ISO-NE.

3.3 ISO-NE User Password Management

ISO-NE users will be required to provide a password to access the JESS application. This requirement is in addition to the requirement to present a valid digital certificate issued by ISO-NE.

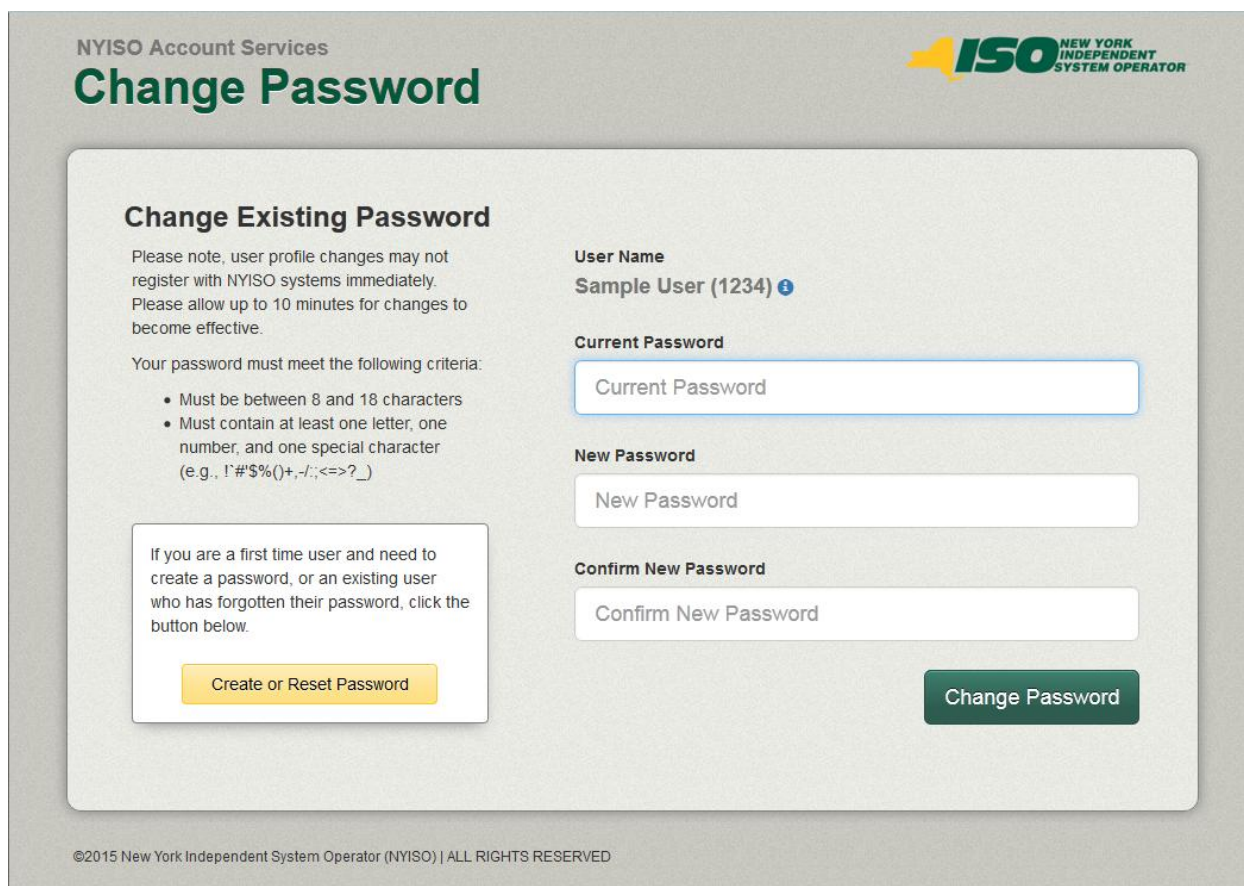
ISO-NE users will create the password used to access the JESS application through a process administered by the NYISO within the NYISO Self-Service Account Management (SSAM) application. ISO-

NE users should access the SSAM application by navigating to the SSAM application login located on the NYISO Market Access Login page at:

<https://www.nyiso.com/market-access-login1>

Once in the SSAM application, if prompted, ISO-NE users should select their digital certificate issued by ISO-NE and then follow the prompts to create a password for use with their digital certificate. A new password is required each time the ISO-NE user's digital certificate expires and a new digital certificate is being established.

Figure 3-1 Change Password



NYISO Account Services

Change Password

Change Existing Password

Please note, user profile changes may not register with NYISO systems immediately. Please allow up to 10 minutes for changes to become effective.

Your password must meet the following criteria:

- Must be between 8 and 18 characters
- Must contain at least one letter, one number, and one special character (e.g., !#\$%()+,-./:;<=>?_)

If you are a first time user and need to create a password, or an existing user who has forgotten their password, click the button below.

[Create or Reset Password](#)

User Name
Sample User (1234) ⓘ

Current Password

New Password

Confirm New Password

[Change Password](#)

©2015 New York Independent System Operator (NYISO) | ALL RIGHTS RESERVED

To create a password select the “Create or Reset Password” option and follow the on screen instructions. This process will generate a PIN number that will be sent to the user and the user will enter to establish a password. The user will be prompted to select a phone number and a delivery method which will be used to send the PIN. Note that the user must have a valid phone number registered with ISO-NE to establish a password. The user may select to have the PIN delivered via either an SMS text message or an automated voice message delivered to the phone number.

Users whose ISO-NE digital certificate has expired, and are establishing a new digital certificate, should use the process for creating an initial password.

Users who have forgotten their password should use the process for creating an initial password to reset a forgotten password.

Users who would like to change their password and already know their existing password may use a different process that does not require a PIN. Instead they may enter their current password, enter a new password, confirm the new password and then click on the “Change Password” button on the screen.

3.4 ISO-NE User Customer Support

ISO-NE users accessing JESS as ISO-NE Market Participants should contact ISO-NE with any inquiries.

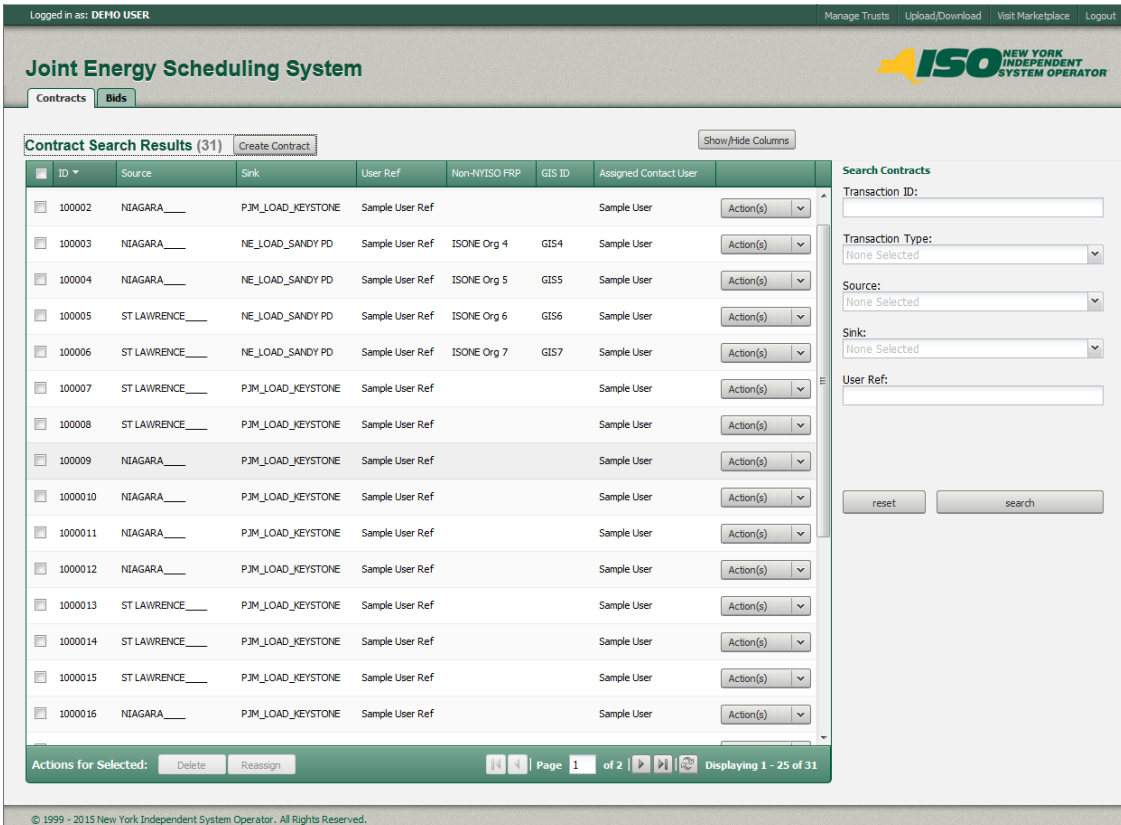
4. Operator/User Actions

4.1 Contracts

4.1.1 Searching for Contracts

After logging into JESS the system will auto search and display the first 25 contracts you have access to. This search will not apply specific search criteria.

Figure 4-1 Contracts Search Screen



Logged in as: DEMO USER

Manage Trusts Upload/Download Visit Marketplace Logout

Joint Energy Scheduling System

Contracts Bids

Contract Search Results (31) Create Contract Show/Hide Columns

ID	Source	Sink	User Ref	Non-NYISO FRP	GIS ID	Assigned Contact User	Action(s)
100002	NIAGARA____	PJM_LOAD_KEYSTONE	Sample User Ref			Sample User	Action(s)
100003	NIAGARA____	NE_LOAD_SANDY PD	Sample User Ref	ISONE Org 4	GIS4	Sample User	Action(s)
100004	NIAGARA____	NE_LOAD_SANDY PD	Sample User Ref	ISONE Org 5	GIS5	Sample User	Action(s)
100005	ST LAWRENCE____	NE_LOAD_SANDY PD	Sample User Ref	ISONE Org 6	GIS6	Sample User	Action(s)
100006	ST LAWRENCE____	NE_LOAD_SANDY PD	Sample User Ref	ISONE Org 7	GIS7	Sample User	Action(s)
100007	ST LAWRENCE____	PJM_LOAD_KEYSTONE	Sample User Ref			Sample User	Action(s)
100008	ST LAWRENCE____	PJM_LOAD_KEYSTONE	Sample User Ref			Sample User	Action(s)
100009	NIAGARA____	PJM_LOAD_KEYSTONE	Sample User Ref			Sample User	Action(s)
100010	NIAGARA____	PJM_LOAD_KEYSTONE	Sample User Ref			Sample User	Action(s)
100011	NIAGARA____	PJM_LOAD_KEYSTONE	Sample User Ref			Sample User	Action(s)
100012	NIAGARA____	PJM_LOAD_KEYSTONE	Sample User Ref			Sample User	Action(s)
100013	ST LAWRENCE____	PJM_LOAD_KEYSTONE	Sample User Ref			Sample User	Action(s)
100014	ST LAWRENCE____	PJM_LOAD_KEYSTONE	Sample User Ref			Sample User	Action(s)
100015	ST LAWRENCE____	PJM_LOAD_KEYSTONE	Sample User Ref			Sample User	Action(s)
100016	NIAGARA____	PJM_LOAD_KEYSTONE	Sample User Ref			Sample User	Action(s)

Actions for Selected: Delete Reassign

Page 1 of 2 Displaying 1 - 25 of 31

© 1999 - 2015 New York Independent System Operator. All Rights Reserved.

Search Contracts

Transaction ID:

Transaction Type:

Source:

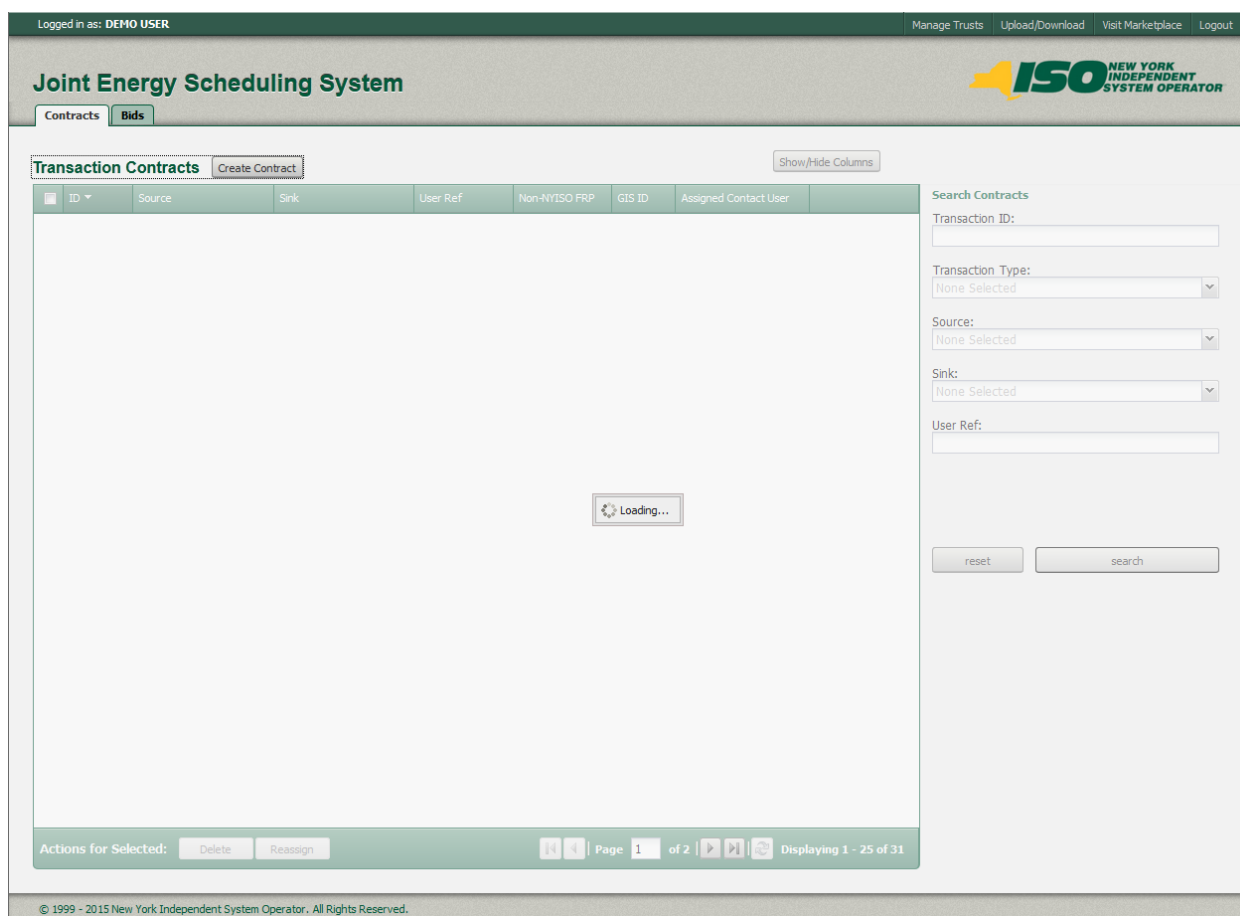
Sink:

User Ref:

reset search

To submit a new search, add one or more criteria using the right panel of the screen. When you are finished adding the search criteria press the Search Button.

Figure 4-2 Contracts Search Screen – Results



The system will return contracts that meet your search criteria.

In the event that no contracts return using the search criteria, please revise your search parameters and press the Search Button. A result of zero contracts is not an error.

4.1.2 Reassigning Contracts

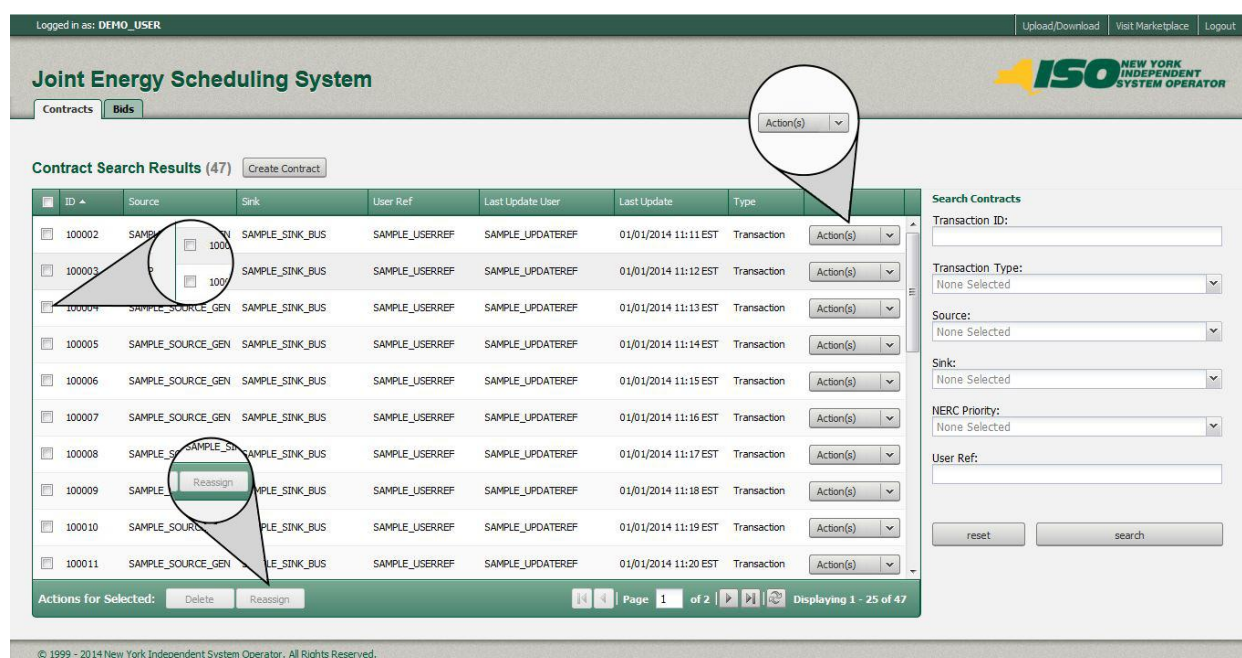
Once you have successfully searched for contracts (see Searching Contracts) and there are results on the screen you can reassign one or more contracts.

Reassigning the contract changes the designated point of contact who will receive information, including notices of transaction curtailments, to the user who has selected this option. The reassignment of a contract can only be executed by a user who is a member of the NYISO FRP designated on the contract. ISO-NE users do not have the ability to reassign a contract.

To reassign one or more contracts, click the check box to the left of each contract. Once you have selected one or more contracts you can click the Reassign Button located at the bottom left of the screen.

Note: If you do not see a checkbox next to a contract you do not have sufficient privileges to reassign that contract.

Figure 4-3 Reassigning Contracts Screen



Alternatively, you can reassign a contract by using the action menu for each contract. If you have sufficient privileges you will see this as an option within the drop down menu.

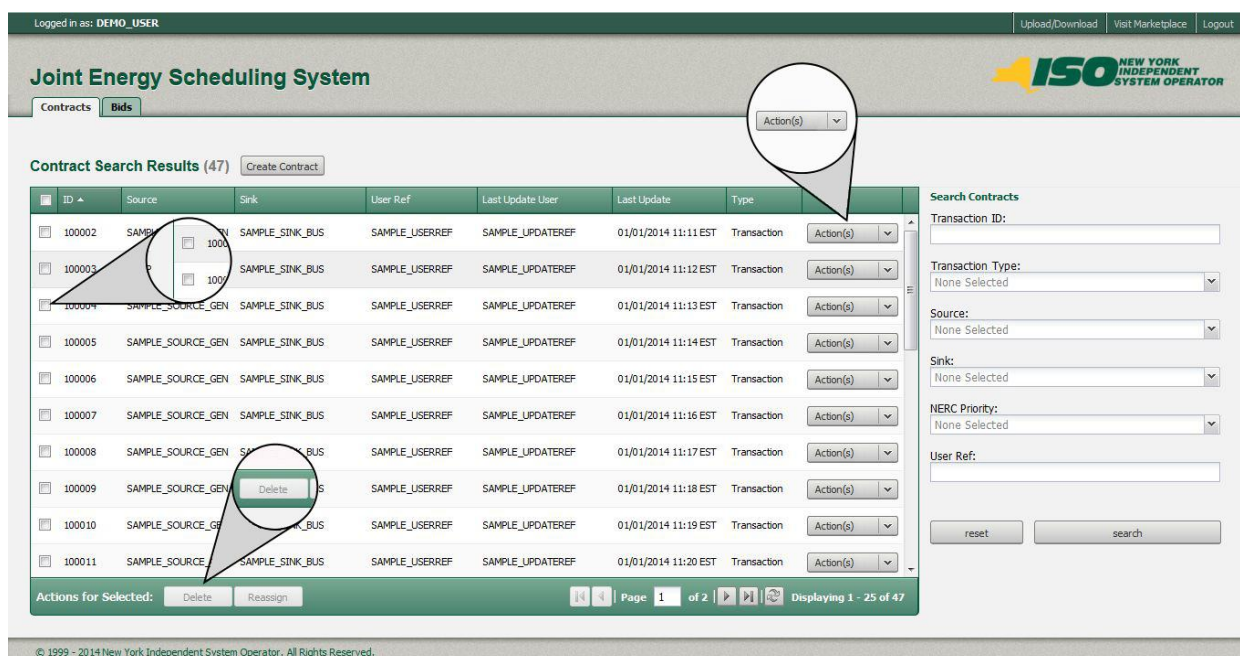
4.1.3 Delete a Contract

Once you have successfully searched for contracts (see Searching Contracts), and there are results on the screen, you can delete one or more contracts.

To delete contracts, click the check box to the left of each contract you wish to delete. Once you have selected one or more contracts you can click the Delete Button located at the bottom left of the screen.

Note: If you do not see a checkbox next to a contract you do not have sufficient privileges to delete that contract.

Figure 4-4 Deleting a Contract Screen

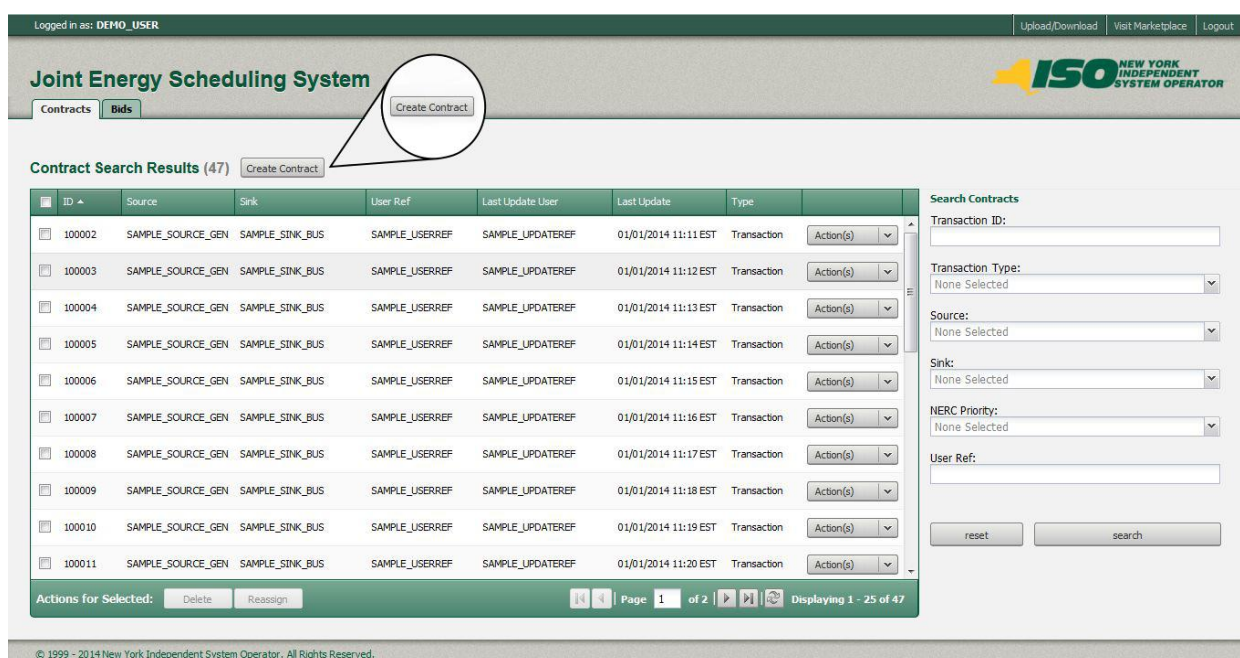


Alternatively, you can delete a contract by using the action menu for each contract. If you have sufficient privileges you will see this as an option within the drop down menu.

4.1.4 Create a Contract

Click on the Create Contract Button.

Figure 4-5 Creating a Contract Screen



Supply the required fields for creating a contract and click the Save Button.

Notes:

Transaction contracts specifying a CTS Enabled Proxy Bus with ISO-NE as either the source or sink must include both a NYISO FRP and a Non-NYISO FRP for the contract.

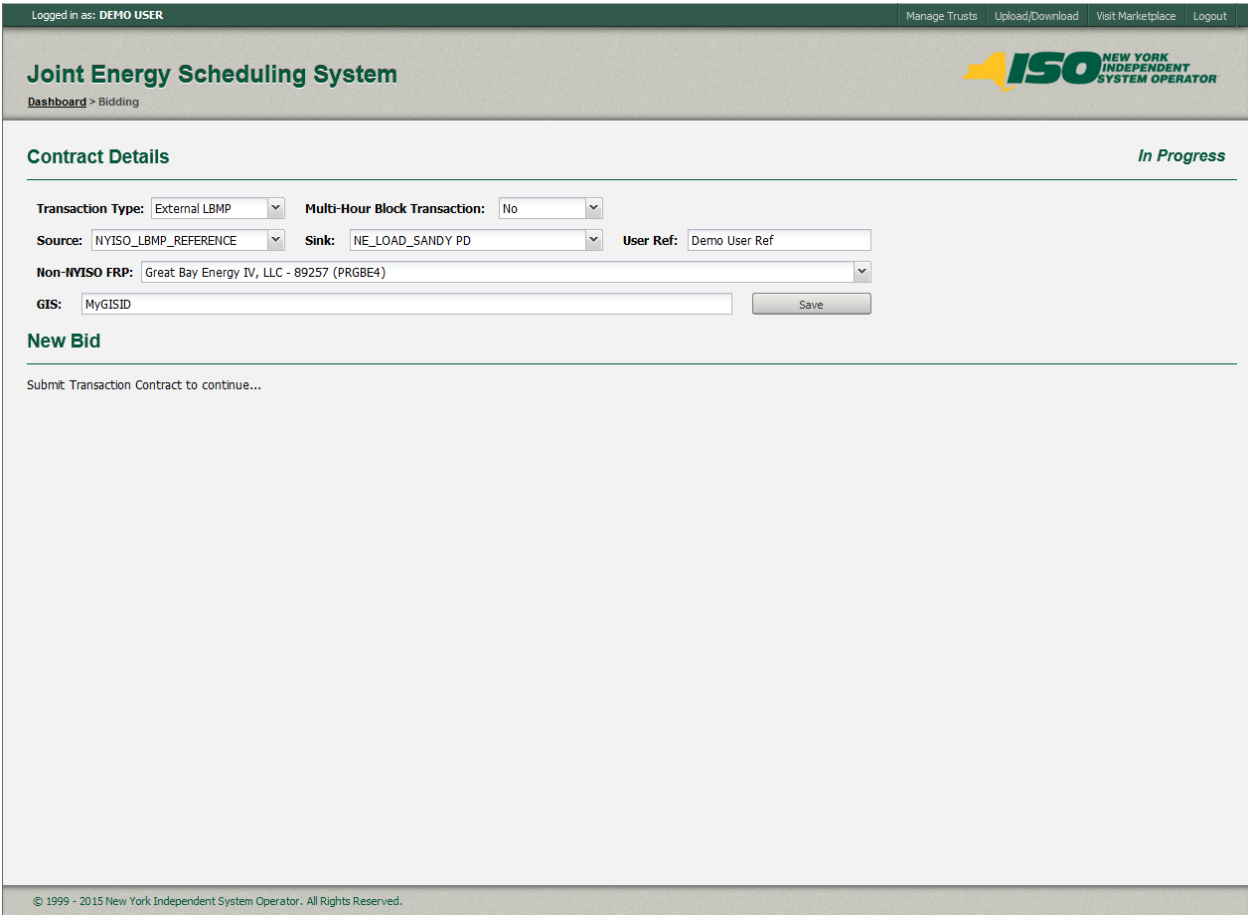
When a NYISO MP creates this type of contract they must specify an ISO-NE organization as the Non-NYISO FRP for the contract. The NYISO FRP for this contract, as with all contracts at any of the proxies, will be the organization of the user that creates the contract.

When an ISO-NE MP creates a contract they must specify a NYISO organization as the NYISO FRP for the contract. The Non-NYISO FRP for this contract will be the ISO-NE organization of the user that creates the contract.


Contracts that do not include a CTS Enabled Proxy Bus with ISO-NE will not have the option to specify a Non-NYISO FRP.

Contracts that do not specify a CTS Enabled Proxy Bus with ISO-NE will not have the option to provide a GIS Identifier.

Figure 4-6 Entering Contract Details Screen



Logged in as: DEMO USER | Manage Trusts | Upload/Download | Visit Marketplace | Logout

Joint Energy Scheduling System |  NEW YORK INDEPENDENT SYSTEM OPERATOR

Dashboard > Bidding

Contract Details In Progress

Transaction Type: External LBMP | Multi-Hour Block Transaction: No

Source: NYISO_LBMP_REFERENCE | Sink: NE_LOAD_SANDY PD | User Ref: Demo User Ref

Non-NYISO FRP: Great Bay Energy IV, LLC - 89257 (PRG8E4)

GIS: MyGISID Save

New Bid

Submit Transaction Contract to continue...

© 1999 - 2015 New York Independent System Operator. All Rights Reserved.

The system will give you the opportunity to create one or more Bids off of this contract (see Create a Bid).

Figure 4-7 Contract Details Screen

Logged in as: DEMO USER
Manage Trusts | Upload/Download | Visit Marketplace | Logout

Joint Energy Scheduling System

[Dashboard](#) > Bidding

Contract Details

New Contract created

Transaction ID: 12010232

Source: NYISO_LBMP_REFERENCE
User Reference: DEMO USER REF
NYISO FRP: (1234) New York ISO MP
Non-NYISO FRP: (89257) Great Bay Energy IV, LLC - 89257 (PRGBE4)
GIS: MyGISID

Sink: NE_LOAD_SANDY PD
Multi-Hour Block Transaction: No

You are receiving curtailment notifications for this Contract.
 Your Organization is a Financially Responsible Party ("FRP") for this Contract.

New Bid

In Progress

Bid Date:

Num Hours:

Market:

Schedule Type:

NERC Tag:

SCA	PSE	Unique Num	RCA
<input type="text"/>	<input type="text"/>	<input type="text"/>	<input type="text"/>

Curve Time Frame: n/a **Energy Profile MW:** **RTM Bid Price:**

Point	1	2	3	4	5	6	7	8	9	10	11
MW	<input type="text"/>	<input type="text"/>	<input type="text"/>	<input type="text"/>	<input type="text"/>	<input type="text"/>	<input type="text"/>	<input type="text"/>	<input type="text"/>	<input type="text"/>	<input type="text"/>
\$ Price:	<input type="text"/>	<input type="text"/>	<input type="text"/>	<input type="text"/>	<input type="text"/>	<input type="text"/>	<input type="text"/>	<input type="text"/>	<input type="text"/>	<input type="text"/>	<input type="text"/>

© 1999 - 2015 New York Independent System Operator. All Rights Reserved.

4.2 Bids

4.2.1 Searching for Bids

When you click on the Bids Tab the system will automatically display the first 50 Bids of the current day.

Figure 4-8 Bids Search Screen

Logged in as: DEMO_USER

Manage Trusts Upload/Download Visit Marketplace Logout

Joint Energy Scheduling System

Contracts Bids

Bid Search Results (136) [Create Bid](#) [Show/Hide Columns](#)

	Transact...	Date HR	Market	Source	Sink	Bid Status	Confirmations				Action(s)
							NYIS...	Non...	Buyer	Seller	
<input type="checkbox"/>	100001	07/06/2015 00:00 ...	DAM	NIAGARA	NE_LOAD_SAN...	BID ACCEPTED	Y	Y	Y	Y	Action(s)
<input type="checkbox"/>	100002	07/06/2015 00:00 ...	DAM	NIAGARA	NE_LOAD_SAN...	BID ACCEPTED	Y	Y	Y	Y	Action(s)
<input type="checkbox"/>	100003	07/06/2015 00:00 ...	DAM	ST LAWRENCE...	NE_LOAD_SAN...	BID ACCEPTED	Y	Y	Y	Y	Action(s)
<input type="checkbox"/>	100004	07/06/2015 00:00 ...	DAM	NIAGARA	NE_LOAD_SAN...	BID ACCEPTED	Y	Y	Y	Y	Action(s)
<input type="checkbox"/>	100005	07/06/2015 01:00 ...	DAM	NIAGARA	NE_LOAD_SAN...	BID ACCEPTED	Y	Y	Y	Y	Action(s)
<input type="checkbox"/>	100006	07/06/2015 01:00 ...	DAM	NIAGARA	NE_LOAD_SAN...	BID ACCEPTED	Y	Y	Y	Y	Action(s)
<input type="checkbox"/>	100007	07/06/2015 01:00 ...	DAM	ST LAWRENCE...	NE_LOAD_SAN...	BID ACCEPTED	Y	Y	Y	Y	Action(s)
<input type="checkbox"/>	100008	07/06/2015 01:00 ...	DAM	NIAGARA	NE_LOAD_SAN...	BID ACCEPTED	Y	Y	Y	Y	Action(s)
<input type="checkbox"/>	100009	07/06/2015 02:00 ...	DAM	NIAGARA	NE_LOAD_SAN...	BID ACCEPTED	Y	Y	Y	Y	Action(s)
<input type="checkbox"/>	1000010	07/06/2015 02:00 ...	DAM	NIAGARA	NE_LOAD_SAN...	BID ACCEPTED	Y	Y	Y	Y	Action(s)
<input type="checkbox"/>	1000011	07/06/2015 02:00 ...	DAM	ST LAWRENCE...	NE_LOAD_SAN...	BID ACCEPTED	Y	Y	Y	Y	Action(s)
<input type="checkbox"/>	1000012	07/06/2015 02:00 ...	DAM	NIAGARA	NE_LOAD_SAN...	BID ACCEPTED	Y	Y	Y	Y	Action(s)
<input type="checkbox"/>	1000013	07/06/2015 03:00 ...	DAM	NIAGARA	NE_LOAD_SAN...	BID ACCEPTED	Y	Y	Y	Y	Action(s)
<input type="checkbox"/>	1000014	07/06/2015 03:00 ...	DAM	NIAGARA	NE_LOAD_SAN...	BID ACCEPTED	Y	Y	Y	Y	Action(s)

Actions for Selected: [Delete](#) [Confirm](#) [Unconfirm](#)

Page 1 of 3 | Displaying 1 - 50 of 136

Search Bids

Start Date: 07/06/2015 00:00 EDT

End Date: 07/06/2015 23:00 EDT

Market: DAM

Bid Schedule Type: Hourly LBMP

NERC Tag: SCA PSE Unique # RCA

Contract Filters

Transaction ID:

User Ref:

Transaction Type: None Selected

Source: None Selected

Sink: None Selected

Status Filters

Bid Status: None Selected


NERC Tag Status:

[reset](#) [search](#)

© 1999 - 2015 New York Independent System Operator. All Rights Reserved.

To submit a new search, add one or more criteria using the right panel of the screen. When you are finished adding the search criteria press the Search Button.

Figure 4-9 Bids Search Screen – Results



Logged in as: DEMO_USER | Manage Trusts | Upload/Download | Visit Marketplace | Logout

Joint Energy Scheduling System

Contracts | **Bids** | [Create Bid](#) | [Show/Hide Columns](#)

Transaction ID	Date HR	Market	Source	Sink	Bid Status	Confirmations			
						NYIS	Non-	Buyer	Seller
Loading...									

Actions for Selected: [Delete](#) | [Confirm](#) | [Unconfirm](#) | Page 1 of 3 | Displaying 1 - 50 of 136

© 1999 - 2015 New York Independent System Operator. All Rights Reserved.

Search Bids

Start Date: 07/06/2015 00:00 EDT

End Date: 07/06/2015 23:00 EDT

Market: DAM

Bid Schedule Type: Hourly LBMP

NERC Tag: SCA PSE Unique # RCA

Contract Filters

Transaction ID:

User Ref:

Transaction Type: None Selected

Source: None Selected

Sink: None Selected

Status Filters

Bid Status: None Selected

NERC Tag Status:

[reset](#) [search](#)

The system will return Bids that meet your search criteria.

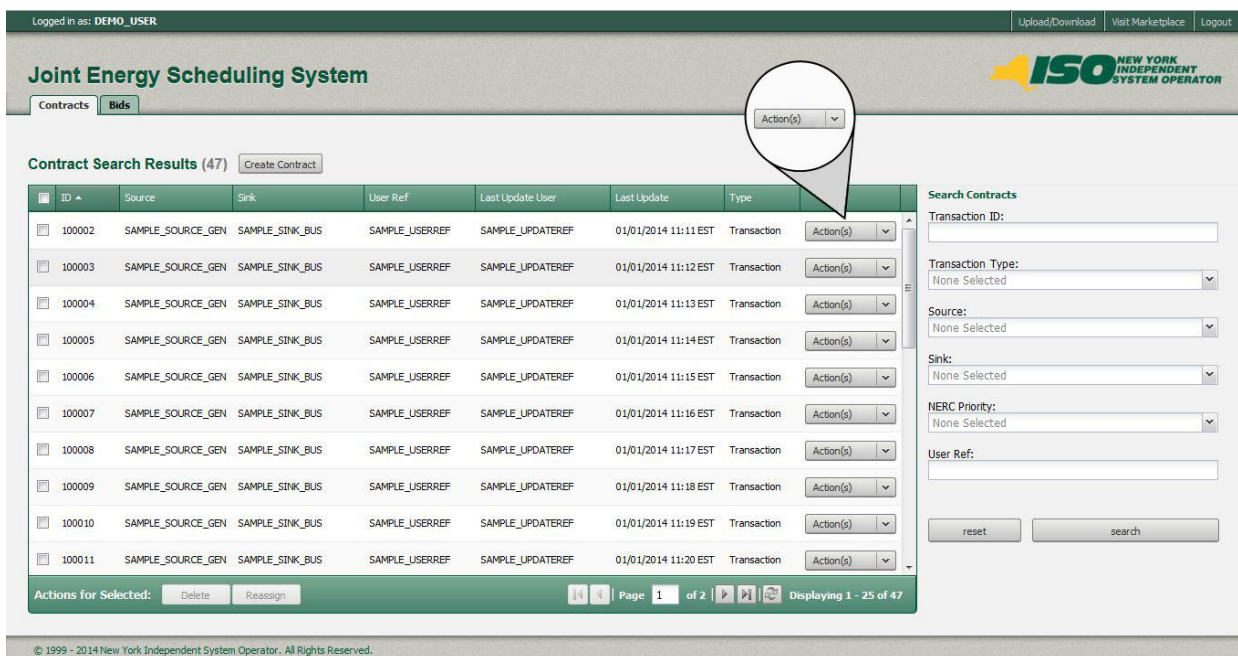
In the event that no Bids return using the supplied search criteria please revise your search parameters and press the Search Button. A result of zero Bids is not an error.

4.2.2 Search for Current Day's Bids from a Contract

Once you have successfully searched for contracts (see [Searching for Contracts](#)) and there are results on the screen you can view Bids associated with any of the displayed contracts.

Using the Action menu for any contract on the screen, select the View Today's Bids menu item.

Figure 4-10 Viewing Bids from Contracts Screen



Logged in as: DEMO_USER | Upload/Download | Visit Marketplace | Logout

Joint Energy Scheduling System

Contracts | **Bids**

Contract Search Results (47) [Create Contract](#)

ID	Source	Sink	User Ref	Last Update User	Last Update	Type	Action(s)
100002	SAMPLE_SOURCE_GEN	SAMPLE_SINK_BUS	SAMPLE_USERREF	SAMPLE_UPDATEREF	01/01/2014 11:11 EST	Transaction	Action(s)
100003	SAMPLE_SOURCE_GEN	SAMPLE_SINK_BUS	SAMPLE_USERREF	SAMPLE_UPDATEREF	01/01/2014 11:12 EST	Transaction	Action(s)
100004	SAMPLE_SOURCE_GEN	SAMPLE_SINK_BUS	SAMPLE_USERREF	SAMPLE_UPDATEREF	01/01/2014 11:13 EST	Transaction	Action(s)
100005	SAMPLE_SOURCE_GEN	SAMPLE_SINK_BUS	SAMPLE_USERREF	SAMPLE_UPDATEREF	01/01/2014 11:14 EST	Transaction	Action(s)
100006	SAMPLE_SOURCE_GEN	SAMPLE_SINK_BUS	SAMPLE_USERREF	SAMPLE_UPDATEREF	01/01/2014 11:15 EST	Transaction	Action(s)
100007	SAMPLE_SOURCE_GEN	SAMPLE_SINK_BUS	SAMPLE_USERREF	SAMPLE_UPDATEREF	01/01/2014 11:16 EST	Transaction	Action(s)
100008	SAMPLE_SOURCE_GEN	SAMPLE_SINK_BUS	SAMPLE_USERREF	SAMPLE_UPDATEREF	01/01/2014 11:17 EST	Transaction	Action(s)
100009	SAMPLE_SOURCE_GEN	SAMPLE_SINK_BUS	SAMPLE_USERREF	SAMPLE_UPDATEREF	01/01/2014 11:18 EST	Transaction	Action(s)
100010	SAMPLE_SOURCE_GEN	SAMPLE_SINK_BUS	SAMPLE_USERREF	SAMPLE_UPDATEREF	01/01/2014 11:19 EST	Transaction	Action(s)
100011	SAMPLE_SOURCE_GEN	SAMPLE_SINK_BUS	SAMPLE_USERREF	SAMPLE_UPDATEREF	01/01/2014 11:20 EST	Transaction	Action(s)

Actions for Selected: [Delete](#) [Reassign](#) | Page 1 of 2 | Displaying 1 - 25 of 47

Search Contracts

Transaction ID:

Transaction Type:

Source:

Sink:

NERC Priority:

User Ref:

[reset](#) [search](#)

© 1999 - 2014 New York Independent System Operator. All Rights Reserved.

This will automatically create a search using the contract's Transaction ID and the current day as the date range.

Figure 4-11 Viewing Bids from Contracts Screen – Results

Joint Energy Scheduling System

Logged in as: DEMO_USER | Manage Trusts | Upload/Download | Visit Marketplace | Logout

Contracts | **Bids**

Bid Search Results (136) | Create Bid | Show/Hide Columns

	Transact...	Date HR	Market	Source	Sink	Bid Status	Confirmations				Action(s)
							NYIS...	Non...	Buyer	Seller	
<input type="checkbox"/>	100001	07/06/2015 00:00 ...	DAM	NIAGARA	NE_LOAD_SAN...	BID ACCEPTED	Y	Y	Y	Y	Action(s)
<input type="checkbox"/>	100002	07/06/2015 00:00 ...	DAM	NIAGARA	NE_LOAD_SAN...	BID ACCEPTED	Y	Y	Y	Y	Action(s)
<input type="checkbox"/>	100003	07/06/2015 00:00 ...	DAM	ST LAWRENCE...	NE_LOAD_SAN...	BID ACCEPTED	Y	Y	Y	Y	Action(s)
<input type="checkbox"/>	100004	07/06/2015 00:00 ...	DAM	NIAGARA	NE_LOAD_SAN...	BID ACCEPTED	Y	Y	Y	Y	Action(s)
<input type="checkbox"/>	100005	07/06/2015 01:00 ...	DAM	NIAGARA	NE_LOAD_SAN...	BID ACCEPTED	Y	Y	Y	Y	Action(s)
<input type="checkbox"/>	100006	07/06/2015 01:00 ...	DAM	NIAGARA	NE_LOAD_SAN...	BID ACCEPTED	Y	Y	Y	Y	Action(s)
<input type="checkbox"/>	100007	07/06/2015 01:00 ...	DAM	ST LAWRENCE...	NE_LOAD_SAN...	BID ACCEPTED	Y	Y	Y	Y	Action(s)
<input type="checkbox"/>	100008	07/06/2015 01:00 ...	DAM	NIAGARA	NE_LOAD_SAN...	BID ACCEPTED	Y	Y	Y	Y	Action(s)
<input type="checkbox"/>	100009	07/06/2015 02:00 ...	DAM	NIAGARA	NE_LOAD_SAN...	BID ACCEPTED	Y	Y	Y	Y	Action(s)
<input type="checkbox"/>	1000010	07/06/2015 02:00 ...	DAM	NIAGARA	NE_LOAD_SAN...	BID ACCEPTED	Y	Y	Y	Y	Action(s)
<input type="checkbox"/>	1000011	07/06/2015 02:00 ...	DAM	ST LAWRENCE...	NE_LOAD_SAN...	BID ACCEPTED	Y	Y	Y	Y	Action(s)
<input type="checkbox"/>	1000012	07/06/2015 02:00 ...	DAM	NIAGARA	NE_LOAD_SAN...	BID ACCEPTED	Y	Y	Y	Y	Action(s)
<input type="checkbox"/>	1000013	07/06/2015 03:00 ...	DAM	NIAGARA	NE_LOAD_SAN...	BID ACCEPTED	Y	Y	Y	Y	Action(s)
<input type="checkbox"/>	1000014	07/06/2015 03:00 ...	DAM	NIAGARA	NE_LOAD_SAN...	BID ACCEPTED	Y	Y	Y	Y	Action(s)

Actions for Selected: Delete | Confirm | Unconfirm | Page 1 of 3 | Displaying 1 - 50 of 136

Search Bids

Start Date: 07/06/2015 00:00 EDT

End Date: 07/06/2015 23:00 EDT

Market: DAM

Bid Schedule Type: Hourly LBMP

NERC Tag: SCA PSE Unique # RCA

Contract Filters

Transaction ID:

User Ref:

Transaction Type: None Selected

Source: None Selected

Sink: None Selected

Status Filters

Bid Status: None Selected

NERC Tag Status:

reset search

© 1999 - 2015 New York Independent System Operator. All Rights Reserved.

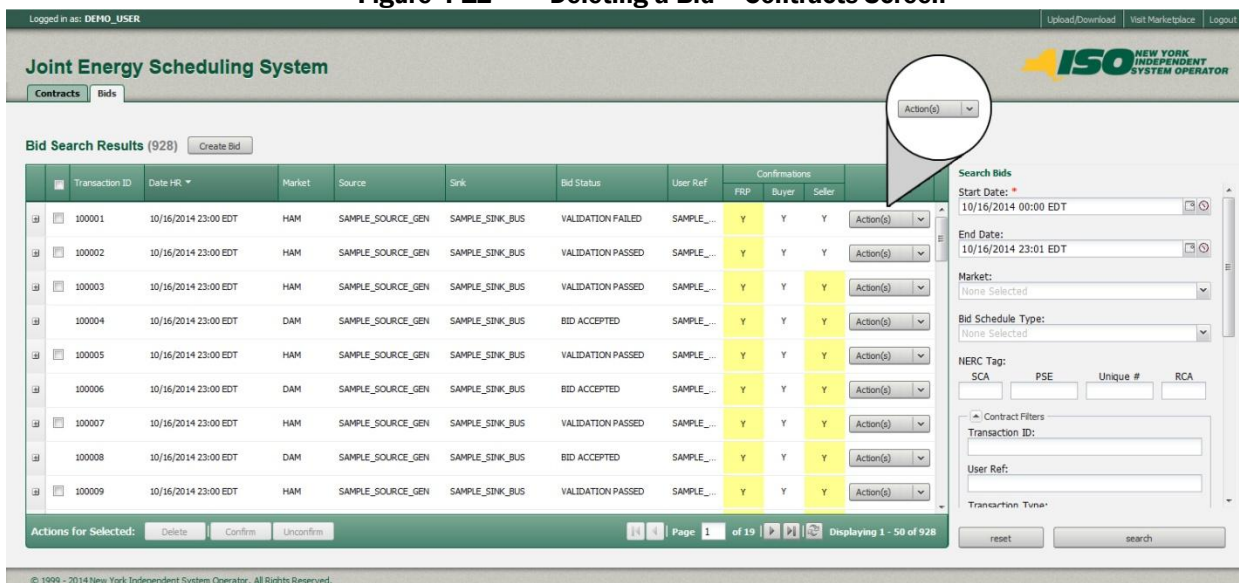
4.2.3 Delete a Bid

Once you have successfully searched for Bids (see [Searching for Bids](#)) and there are results on the screen you can delete one or more Bids.

To delete one, or more, Bids click the check box to the left of each bid. Once you have selected one or more Bids you can click the Delete Button located at the bottom left of the screen.

Note: If you do not see a checkbox next to a Bid this Bid cannot be deleted.

Figure 4-12 Deleting a Bid – Contracts Screen



The screenshot shows the 'Joint Energy Scheduling System' interface. At the top, it says 'Logged in as: DEMO_USER' and 'Upload/Download Visit Marketplace Logout'. Below the header, there are tabs for 'Contracts' and 'Bids'. The main section is titled 'Bid Search Results (928)' with a 'Create Bid' button. A table lists various bids with columns for Transaction ID, Date HR, Market, Source, Sink, Bid Status, User Ref, and Confirmations (FRP, Buyer, Seller). Each row has an 'Action(s)' button. A callout bubble points to one of these buttons. On the right, there is a 'Search Bids' panel with fields for Start Date, End Date, Market, Bid Schedule Type, and HERC Tag. At the bottom, there are buttons for 'Delete', 'Confirm', and 'Unconfirm'.

Alternatively you can delete a Bid by using the action menu for each Bid. If you can delete the Bid the menu will contain the appropriate menu item.

Note: Only users with sufficient privileges to delete a Bid will see the delete bid button.

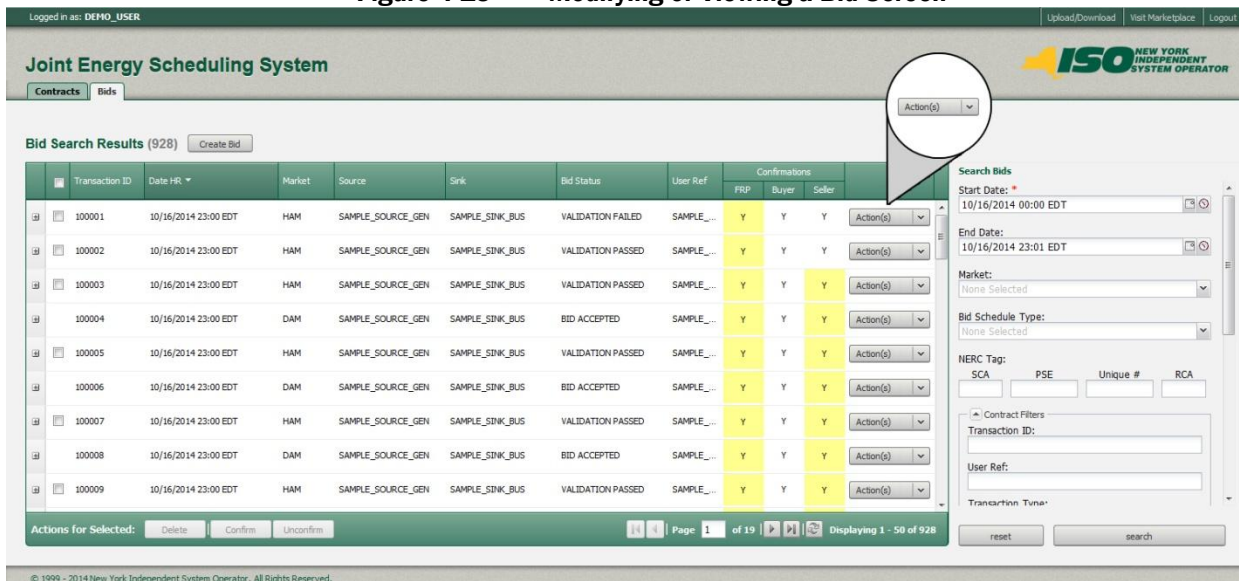
4.2.4 Modify or View a Bid

Note: The following actions all use the same screen in the system. The difference between modifying or viewing a Bid involves a number of factors, such as: market close, user privileges, etc.

Once you have successfully searched for Bids (see [Searching for Bids](#)) and there are results on the screen, you can Modify or View a Bid.

To Modify or View a Bid select the View Bid menu option from the Action(s) menu for any Bid on the screen. The menu item will always be labeled View Bid regardless of your ability to modify the Bid.

Figure 4-13 Modifying or Viewing a Bid Screen



Logged in as: DEMO_USER | Upload/Download | Visit Marketplace | Logout

Joint Energy Scheduling System

Contracts | **Bids**

Bid Search Results (928) [Create Bid](#)

	Transaction ID	Date HR	Market	Source	Sink	Bid Status	User Ref	Confirmations			Action(s)
								FRP	Buyer	Seller	
<input type="checkbox"/>	100001	10/16/2014 23:00 EDT	HAM	SAMPLE_SOURCE_GEN	SAMPLE_SINK_BUS	VALIDATION FAILED	SAMPLE_...	Y	Y	Y	Action(s)
<input type="checkbox"/>	100002	10/16/2014 23:00 EDT	HAM	SAMPLE_SOURCE_GEN	SAMPLE_SINK_BUS	VALIDATION PASSED	SAMPLE_...	Y	Y	Y	Action(s)
<input type="checkbox"/>	100003	10/16/2014 23:00 EDT	HAM	SAMPLE_SOURCE_GEN	SAMPLE_SINK_BUS	VALIDATION PASSED	SAMPLE_...	Y	Y	Y	Action(s)
<input type="checkbox"/>	100004	10/16/2014 23:00 EDT	DAM	SAMPLE_SOURCE_GEN	SAMPLE_SINK_BUS	BID ACCEPTED	SAMPLE_...	Y	Y	Y	Action(s)
<input type="checkbox"/>	100005	10/16/2014 23:00 EDT	HAM	SAMPLE_SOURCE_GEN	SAMPLE_SINK_BUS	VALIDATION PASSED	SAMPLE_...	Y	Y	Y	Action(s)
<input type="checkbox"/>	100006	10/16/2014 23:00 EDT	DAM	SAMPLE_SOURCE_GEN	SAMPLE_SINK_BUS	BID ACCEPTED	SAMPLE_...	Y	Y	Y	Action(s)
<input type="checkbox"/>	100007	10/16/2014 23:00 EDT	HAM	SAMPLE_SOURCE_GEN	SAMPLE_SINK_BUS	VALIDATION PASSED	SAMPLE_...	Y	Y	Y	Action(s)
<input type="checkbox"/>	100008	10/16/2014 23:00 EDT	DAM	SAMPLE_SOURCE_GEN	SAMPLE_SINK_BUS	BID ACCEPTED	SAMPLE_...	Y	Y	Y	Action(s)
<input type="checkbox"/>	100009	10/16/2014 23:00 EDT	HAM	SAMPLE_SOURCE_GEN	SAMPLE_SINK_BUS	VALIDATION PASSED	SAMPLE_...	Y	Y	Y	Action(s)

Actions for Selected: [Delete](#) [Confirm](#) [Unconfirm](#) | Page 1 of 19 | Displaying 1 - 50 of 928

Search Bids

Start Date: 10/16/2014 00:00 EDT

End Date: 10/16/2014 23:01 EDT

Market: None Selected

Bid Schedule Type: None Selected

HERC Tag: SCA PSE Unique # RCA

Contract Filters

Transaction ID:

User Ref:

Transaction Type:

[reset](#) [search](#)


© 1999 - 2014 New York Independent System Operator. All Rights Reserved.

If the Bid can be modified, the screen will present the current values for the Bid in the corresponding form fields. The contract is not editable and is displayed as read only information on screen. Fields may vary based on the type of Bid.

If the Bid cannot be modified, the screen will present all the data for the Bid, and contract, as read only fields. Fields may vary based on the type of Bid.

Figure 4-15 Modifying or Viewing a Bid Screen – Cannot be Modified

Logged in as: DEMO USER
 Manage Trusts
 Upload/Download
 Visit Marketplace
 Logout

Joint Energy Scheduling System


Dashboard > Bidding

Clone Bid

Contract Details

Transaction ID: 1234567890

Your Organization is a Financially Responsible Party ("FRP") for this Contract.

Source: ST LAWRENCE____
 User Reference: My Unique Ref
 NYISO FRP: (1234) NYISO MP
 Non-NYISO FRP: (4567) ISO-NE Organization
 GIS: *Missing the optional GIS identifier*

Sink: NE_LOAD_SANDY PD
 Multi-Hour Block Transaction: No

Bid Details

Bid Status: BID ACCEPTED

Bid Date	07/06/2015 23:00 EDT
Market	DAM
Schedule Type	Hourly LBMP

Nerc Tag Status: VALID

SCA:	NYIS
PSE:	VLCOPA
Unique Num:	SWK0224
RCA:	ISNE

Confirmations

NYISO FRP	Non-NYISO FRP	Buyer	Seller
Y	Y	Y	Y

Bid Schedules & Curve

DAM	Scheduled	1
	Checked Out	1

Bid Curve	Time	Energy Profile MW												
			1	2	3	4	5	6	7	8	9	10	11	12
23:00	1	MW	1											
		Price	\$999.70											

© 1999 - 2015 New York Independent System Operator. All Rights Reserved.

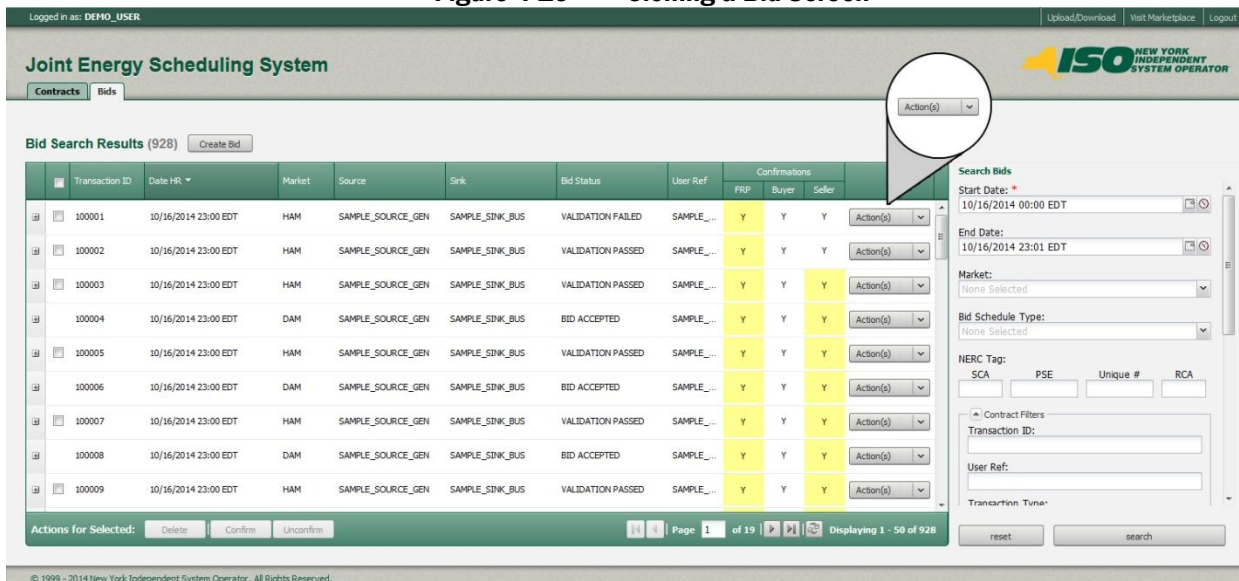
4.2.5 Clone a Bid

The purpose of cloning a Bid is to allow a new Bid, or Bids, to use another Bid's preexisting details without having to re-enter the same data. Cloning starts you off with all the details from the original Bid. It is important to note that cloning a Bid can result in overwriting the original Bid, overwriting other Bids, and/or creating new Bids. The system will notify you before submission that this is a possibility.

Once you have successfully searched for Bids (see [Searching for Bids](#)) and there are results on the screen, you can clone a Bid. Any Bid you are authorized to see can be cloned.

To clone a Bid, select the Clone Bid menu option from the Action(s) menu for any Bid on the screen.

Figure 4-16 Cloning a Bid Screen



Logged in as: DEMO_USER

Upload/Download Visit Marketplace Logout

Joint Energy Scheduling System

Contracts Bids

Bid Search Results (928) Create Bid

Transaction ID	Date HR	Market	Source	Sink	Bid Status	User Ref	Confirmations			Action(s)
							FRP	Buyer	Seller	
100001	10/16/2014 23:00 EDT	HAM	SAMPLE_SOURCE_GEN	SAMPLE_SINK_BUS	VALIDATION FAILED	SAMPLE...	Y	Y	Y	Action(s)
100002	10/16/2014 23:00 EDT	HAM	SAMPLE_SOURCE_GEN	SAMPLE_SINK_BUS	VALIDATION PASSED	SAMPLE...	Y	Y	Y	Action(s)
100003	10/16/2014 23:00 EDT	HAM	SAMPLE_SOURCE_GEN	SAMPLE_SINK_BUS	VALIDATION PASSED	SAMPLE...	Y	Y	Y	Action(s)
100004	10/16/2014 23:00 EDT	DAM	SAMPLE_SOURCE_GEN	SAMPLE_SINK_BUS	BID ACCEPTED	SAMPLE...	Y	Y	Y	Action(s)
100005	10/16/2014 23:00 EDT	HAM	SAMPLE_SOURCE_GEN	SAMPLE_SINK_BUS	VALIDATION PASSED	SAMPLE...	Y	Y	Y	Action(s)
100006	10/16/2014 23:00 EDT	DAM	SAMPLE_SOURCE_GEN	SAMPLE_SINK_BUS	BID ACCEPTED	SAMPLE...	Y	Y	Y	Action(s)
100007	10/16/2014 23:00 EDT	HAM	SAMPLE_SOURCE_GEN	SAMPLE_SINK_BUS	VALIDATION PASSED	SAMPLE...	Y	Y	Y	Action(s)
100008	10/16/2014 23:00 EDT	DAM	SAMPLE_SOURCE_GEN	SAMPLE_SINK_BUS	BID ACCEPTED	SAMPLE...	Y	Y	Y	Action(s)
100009	10/16/2014 23:00 EDT	HAM	SAMPLE_SOURCE_GEN	SAMPLE_SINK_BUS	VALIDATION PASSED	SAMPLE...	Y	Y	Y	Action(s)

Actions for Selected: Delete Confirm Unconfirm

Page 1 of 19 Displaying 1 - 50 of 928

© 1999 - 2014 New York Independent System Operator. All Rights Reserved.

Search Bids

Start Date: 10/16/2014 00:00 EDT

End Date: 10/16/2014 23:01 EDT

Market: None Selected

Bid Schedule Type: None Selected

NERC Tag: SCA PSE Unique # RCA

Contract Filters

Transaction ID:

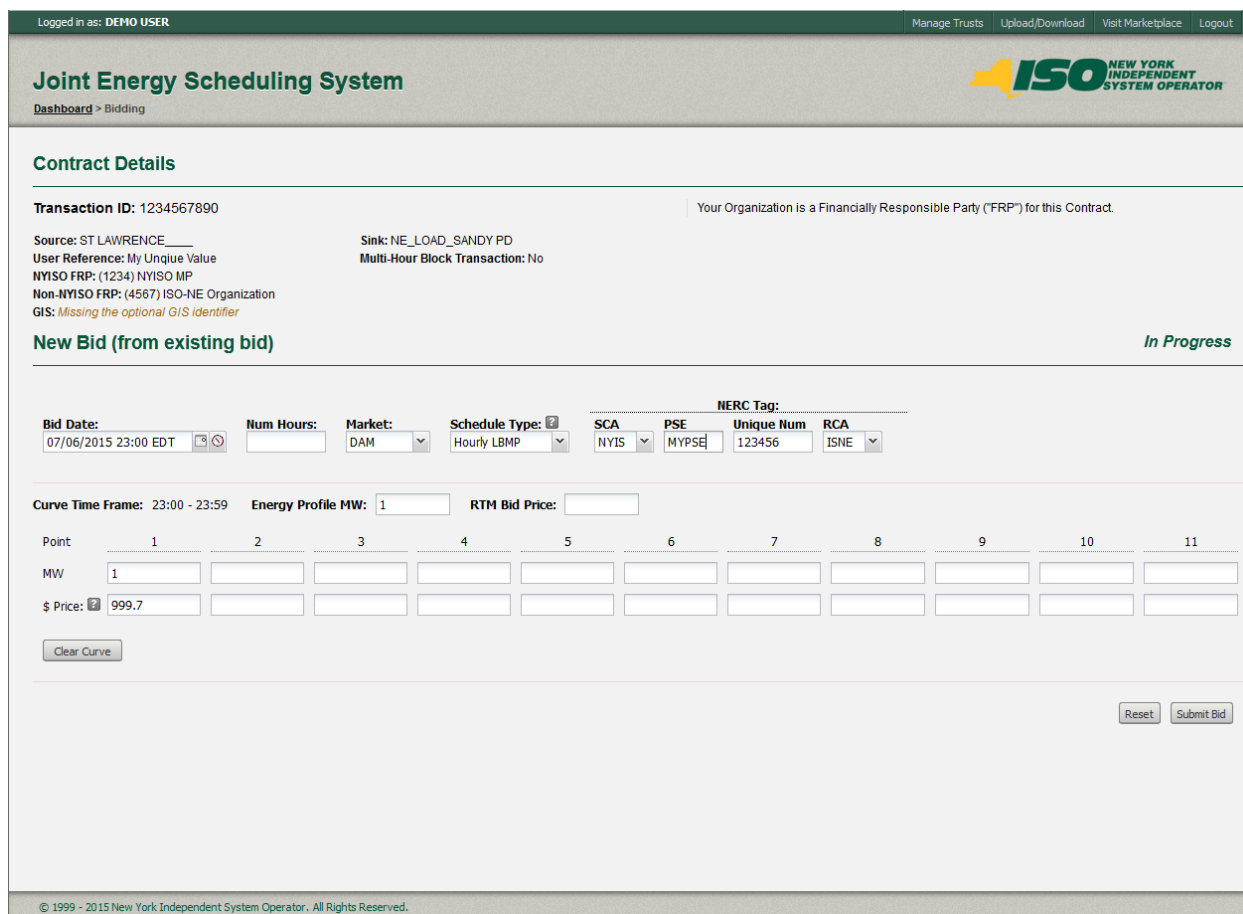
User Ref:

Transaction Time:

reset search

The cloned Bid will inherit the same contract as the original Bid and pre-populate the Bid fields for modification.

Figure 4-17 Cloning a Bid Screen – Results



Logged in as: DEMO_USER

Manage Trusts Upload/Download Visit Marketplace Logout

Joint Energy Scheduling System

Dashboard > Bidding

Contract Details

Transaction ID: 1234567890

Your Organization is a Financially Responsible Party ("FRP") for this Contract.

Source: ST LAWRENCE Sink: NE_LOAD_SANDY PD

User Reference: My Unique Value Multi-Hour Block Transaction: No

NYISO FRP: (1234) NYISO MP

Non-NYISO FRP: (4567) ISO-NE Organization

GIS: Missing the optional GIS Identifier

New Bid (from existing bid) In Progress

Bid Date: 07/06/2015 23:00 EDT

Num Hours: Market: DAM Schedule Type: Hourly LBMP

NERC Tag: SCA NYIS PSE MYPSE Unique Num 123456 RCA ISNE

Curve Time Frame: 23:00 - 23:59 Energy Profile MW: 1 RTM Bid Price:

Point	1	2	3	4	5	6	7	8	9	10	11
MW	1										
\$ Price	999.7										

Clear Curve

Reset Submit Bid

© 1999 - 2015 New York Independent System Operator. All Rights Reserved.

4.2.6 Changing a Bid's Confirmation Flags

Once you have successfully searched for Bids (see [Searching for Bids](#)) and there are results on the screen you can change the confirmation status flags for one, or more, Bids.

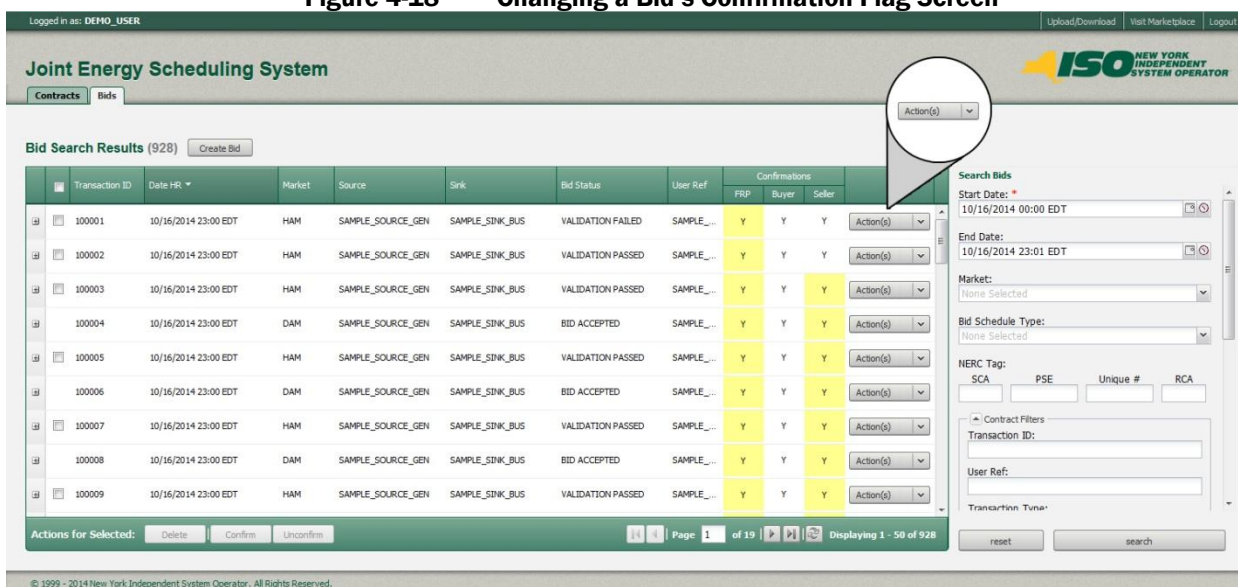
There are four confirmation flags (columns) for a bid: NYISO FRP (NYISO Financially Responsible Party), Non-NYISO FRP, Buyer, and Seller. The current status for each is marked with a 'Y' or 'N'. Flags that you can change the status of will be highlighted in yellow.

To change the confirmation flag status for one, or more, Bids click the check box to the left of each Bid. Once you have selected one or more Bids you can click the Confirm Button or Unconfirm Button located at the bottom left of the screen. Clicking the Confirm/Unconfirm Button will set all the confirmation flags that you can change to the corresponding button's status.

For example: If you can change the confirmation flags for FRP and Seller of a Bid and their current status is 'N' and 'N', pressing the Confirm Button will make both flags a 'Y'.

Note: If you do not see a checkbox next to a Bid that means that this Bid's confirmation status flags cannot be altered.

Figure 4-18 Changing a Bid's Confirmation Flag Screen



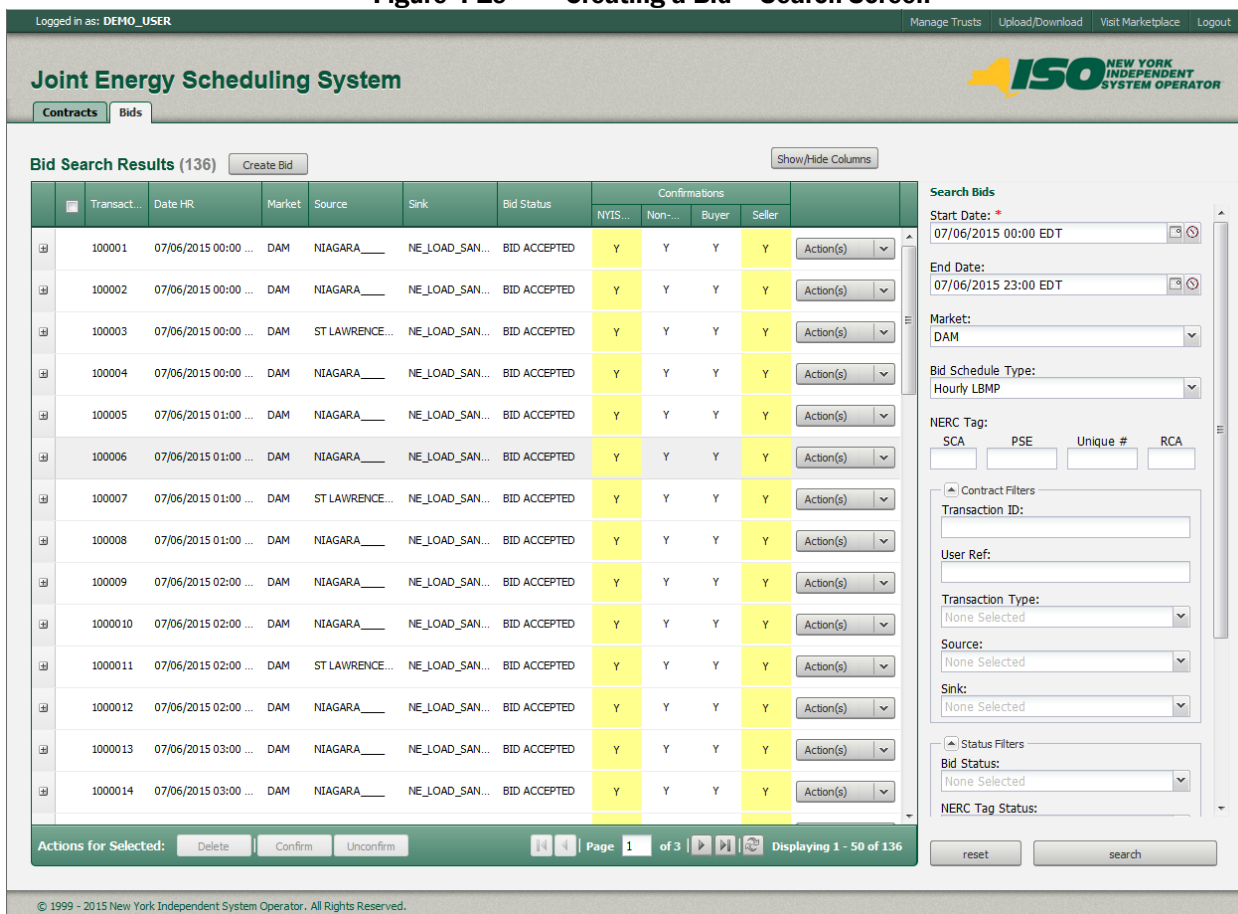
The screenshot shows the 'Joint Energy Scheduling System' interface. The top navigation bar includes 'Upload/Download', 'Visit Marketplace', and 'Logout'. The main header shows 'Joint Energy Scheduling System' and the 'ISO NEW YORK INDEPENDENT SYSTEM OPERATOR' logo. The 'Bids' tab is selected, and the 'Bid Search Results (928)' table is displayed. The table has columns for Transaction ID, Date, Market, Source, Sink, Bid Status, User Ref, and Confirmation flags (FRP, Buyer, Seller). The FRP, Buyer, and Seller columns for the first nine bids are highlighted in yellow. An 'Action(s)' dropdown menu is shown next to the first bid. On the right, there is a 'Search Bids' sidebar with filters for Start Date, End Date, Market, Bid Schedule Type, and Contract Filters. At the bottom, there are buttons for 'Delete', 'Confirm', and 'Unconfirm'.

Alternatively you can change a bids confirmation flags' statuses by using the action menu for each Bid.

4.2.7 Create a Bid

Click on the Create Bid Button.

Figure 4-19 Creating a Bid – Search Screen




The screenshot shows the 'Joint Energy Scheduling System' interface. At the top, there's a navigation bar with 'Contracts' and 'Bids' tabs. The 'Bids' tab is active. Below the navigation bar, there's a header for 'Joint Energy Scheduling System' and the 'ISO NEW YORK INDEPENDENT SYSTEM OPERATOR' logo. The main content area is titled 'Bid Search Results (136)' and includes a 'Create Bid' button. A table displays 14 bid entries with columns for Transaction ID, Date HR, Market, Source, Sink, Bid Status, and Confirmations (NYIS, Non-..., Buyer, Seller). Each entry has an 'Action(s)' button. To the right of the table, there are search filters for 'Start Date', 'End Date', 'Market', 'Bid Schedule Type', 'NERC Tag', 'Contract Filters', and 'Status Filters'. At the bottom, there are buttons for 'Delete', 'Confirm', and 'Unconfirm', along with pagination information: 'Page 1 of 3' and 'Displaying 1 - 50 of 136'.

Transaction ID	Date HR	Market	Source	Sink	Bid Status	Confirmations				Action(s)
						NYIS...	Non-...	Buyer	Seller	
100001	07/06/2015 00:00 ...	DAM	NIAGARA	NE_LOAD_SAN...	BID ACCEPTED	Y	Y	Y	Y	Action(s)
100002	07/06/2015 00:00 ...	DAM	NIAGARA	NE_LOAD_SAN...	BID ACCEPTED	Y	Y	Y	Y	Action(s)
100003	07/06/2015 00:00 ...	DAM	ST LAWRENCE...	NE_LOAD_SAN...	BID ACCEPTED	Y	Y	Y	Y	Action(s)
100004	07/06/2015 00:00 ...	DAM	NIAGARA	NE_LOAD_SAN...	BID ACCEPTED	Y	Y	Y	Y	Action(s)
100005	07/06/2015 01:00 ...	DAM	NIAGARA	NE_LOAD_SAN...	BID ACCEPTED	Y	Y	Y	Y	Action(s)
100006	07/06/2015 01:00 ...	DAM	NIAGARA	NE_LOAD_SAN...	BID ACCEPTED	Y	Y	Y	Y	Action(s)
100007	07/06/2015 01:00 ...	DAM	ST LAWRENCE...	NE_LOAD_SAN...	BID ACCEPTED	Y	Y	Y	Y	Action(s)
100008	07/06/2015 01:00 ...	DAM	NIAGARA	NE_LOAD_SAN...	BID ACCEPTED	Y	Y	Y	Y	Action(s)
100009	07/06/2015 02:00 ...	DAM	NIAGARA	NE_LOAD_SAN...	BID ACCEPTED	Y	Y	Y	Y	Action(s)
100010	07/06/2015 02:00 ...	DAM	NIAGARA	NE_LOAD_SAN...	BID ACCEPTED	Y	Y	Y	Y	Action(s)
100011	07/06/2015 02:00 ...	DAM	ST LAWRENCE...	NE_LOAD_SAN...	BID ACCEPTED	Y	Y	Y	Y	Action(s)
100012	07/06/2015 02:00 ...	DAM	NIAGARA	NE_LOAD_SAN...	BID ACCEPTED	Y	Y	Y	Y	Action(s)
100013	07/06/2015 03:00 ...	DAM	NIAGARA	NE_LOAD_SAN...	BID ACCEPTED	Y	Y	Y	Y	Action(s)
100014	07/06/2015 03:00 ...	DAM	NIAGARA	NE_LOAD_SAN...	BID ACCEPTED	Y	Y	Y	Y	Action(s)

Supply the required fields for creating a contract, see Create a Contract for full details.

Figure 4-20 Creating a Bid – Contract Details Screen

Logged in as: DEMO USER
 Manage Trusts
 Upload/Download
 Visit Marketplace
 Logout

Joint Energy Scheduling System
 

Dashboard > Bidding

Contract Details
 In Progress

Transaction Type: External LBMP
 Multi-Hour Block Transaction: No
 Source: NYISO_LBMP_REFERENCE
 Sink: NE_LOAD_SANDY PD
 User Ref: Demo User Ref
 Non-NYISO FRP: Great Bay Energy IV, LLC - 89257 (PRGBE4)
 GIS: MyGISID
 Save

New Bid

Submit Transaction Contract to continue...

© 1999 - 2015 New York Independent System Operator. All Rights Reserved.

After a contract has been created, or retrieved, the bottom half of the screen will become active with all the fields needed to create a Bid corresponding to the current contract.

Figure 4-21 **Creating a Bid – Bid Creation Details Screen (A)**

Logged in as: DEMO USER

Manage Trusts | Upload/Download | Visit Marketplace | Logout

Joint Energy Scheduling System

[Dashboard](#) > Bidding

Contract Details

New Contract created

Transaction ID: 12010232

Source: NYISO_LBMP_REFERENCE

User Reference: DEMO USER REF

NYISO FRP: (1234) New York ISO MP

Non-NYISO FRP: (89257) Great Bay Energy IV, LLC - 89257 (PRGBE4)

GIS: MyGISID

Sink: NE_LOAD_SANDY PD

Multi-Hour Block Transaction: No

You are receiving curtailment notifications for this Contract.

Your Organization is a Financially Responsible Party ("FRP") for this Contract.

New Bid

In Progress

Bid Date:

Num Hours:

Market:

Schedule Type:

NERC Tag:

	SCA	PSE	Unique Num	RCA
	<input type="text"/>	<input type="text"/>	<input type="text"/>	<input type="text"/>

Curve Time Frame: n/a

Energy Profile MW:

RTM Bid Price:

Point	1	2	3	4	5	6	7	8	9	10	11
MW	<input type="text"/>	<input type="text"/>	<input type="text"/>	<input type="text"/>	<input type="text"/>	<input type="text"/>	<input type="text"/>	<input type="text"/>	<input type="text"/>	<input type="text"/>	<input type="text"/>
\$ Price:	<input type="text"/>	<input type="text"/>	<input type="text"/>	<input type="text"/>	<input type="text"/>	<input type="text"/>	<input type="text"/>	<input type="text"/>	<input type="text"/>	<input type="text"/>	<input type="text"/>

© 1999 - 2015 New York Independent System Operator. All Rights Reserved.

If the Schedule Type and Proxy selected support multiple bid curves, the interface will provide the ability to supply a bid curve for each quarter hour of the bid. See Figure 4-22.

Note: Only users with sufficient privileges to create a Bid will see the Create Bid button.

Figure 4-22 **Creating a Bid – Bid Creation Details Screen (B)**

Logged in as: DEMO USER

Manage Trusts Upload/Download Visit Marketplace Logout

Joint Energy Scheduling System

[Dashboard](#) > Bidding

Transaction ID: 1234567890

Your Organization is a Financially Responsible Party ("FRP") for this Contract.

Source: ST LAWRENCE
User Reference: My Unique Value
NYISO FRP: (1234) NYISO MP
Non-NYISO FRP: (4567) ISO-NE Organization
GIS: *Missing the optional GIS Identifier*

Sink: NE_LOAD_SANDY PD
Multi-Hour Block Transaction: No

New Bid (from existing bid)

This configuration will overwrite one or more existing bids

Bid Date: 07/06/2015 23:00 EDT

Num Hours:

Market: HAM

Schedule Type: ☒ 15-Min CTS

NERC Tag:

SCA	PSE	Unique Num	RCA
NYIS <input type="button" value="▼"/>	MYPSE <input type="button" value="▼"/>	123456 <input type="text"/>	ISNE <input type="button" value="▼"/>

Curve Time Frame: 23:00 - 23:14 **Energy Profile MW:**

Point	1	2	3	4	5	6	7	8	9	10	11
MW	<input type="text" value="1"/>	<input type="text"/>	<input type="text"/>	<input type="text"/>	<input type="text"/>	<input type="text"/>	<input type="text"/>	<input type="text"/>	<input type="text"/>	<input type="text"/>	<input type="text"/>
\$ Price: <input checked="" type="checkbox"/>	<input type="text" value="999.7"/>	<input type="text"/>	<input type="text"/>	<input type="text"/>	<input type="text"/>	<input type="text"/>	<input type="text"/>	<input type="text"/>	<input type="text"/>	<input type="text"/>	<input type="text"/>

☐ use single curve: ☒ default curve: ☒

Curve Time Frame: 23:15 - 23:29 **Energy Profile MW:**

Point	1	2	3	4	5	6	7	8	9	10	11
MW	<input type="text"/>	<input type="text"/>	<input type="text"/>	<input type="text"/>	<input type="text"/>	<input type="text"/>	<input type="text"/>	<input type="text"/>	<input type="text"/>	<input type="text"/>	<input type="text"/>
\$ Price: <input checked="" type="checkbox"/>	<input type="text"/>	<input type="text"/>	<input type="text"/>	<input type="text"/>	<input type="text"/>	<input type="text"/>	<input type="text"/>	<input type="text"/>	<input type="text"/>	<input type="text"/>	<input type="text"/>

☐ default curve: ☒

Curve Time Frame: 23:30 - 23:44 **Energy Profile MW:**

Point	1	2	3	4	5	6	7	8	9	10	11
MW	<input type="text"/>	<input type="text"/>	<input type="text"/>	<input type="text"/>	<input type="text"/>	<input type="text"/>	<input type="text"/>	<input type="text"/>	<input type="text"/>	<input type="text"/>	<input type="text"/>
\$ Price: <input checked="" type="checkbox"/>	<input type="text"/>	<input type="text"/>	<input type="text"/>	<input type="text"/>	<input type="text"/>	<input type="text"/>	<input type="text"/>	<input type="text"/>	<input type="text"/>	<input type="text"/>	<input type="text"/>

© 1999 - 2015 New York Independent System Operator. All Rights Reserved.

Note: Real-Time Market (RTM) Bids at the CTS Enabled Proxy Bus with ISO-NE employing a Schedule Type of either 15-Min CTS or Hourly CTS may only supply a single point bid curve. Bid curve points 2-11 must be left blank

4.2.8 Create a Bid from an Existing Contract

Once you have successfully searched for contracts (see [Searching for Contracts](#)) and there are results on the screen you can reassign one, or more, contracts.

Using the Action menu for any contract on the screen select the Create Bid menu item.

Figure 4-23 Creating a Bid from an Existing Contract Screen

Logged in as: DEMO USER Manage Trusts Upload/Download Visit Marketplace Logout

Joint Energy Scheduling System

Contracts **Bids**

Contract Search Results (31) Create Contract Show/Hide Columns

ID	Source	Sink	User Ref	Non-NYISO FRP	GIS ID	Assigned Contact User	
100002	NIAGARA____	PJM_LOAD_KEYSTONE	Sample User Ref			Sample User	Action(s)
100003	NIAGARA____	NE_LOAD_SANDY PD	Sample User Ref	ISONE Org 4	GIS4	Sample User	Action(s)
100004	NIAGARA____	NE_LOAD_SANDY PD	Sample User Ref	ISONE Org 5	GIS5	Sample User	Action(s)
100005	ST LAWRENCE____	NE_LOAD_SANDY PD	Sample User Ref	ISONE Org 6	GIS6	Sample User	Action(s)
100006	ST LAWRENCE____	NE_LOAD_SANDY PD	Sample User Ref	ISONE Org 7	GIS7	Sample User	Action(s)
100007	ST LAWRENCE____	PJM_LOAD_KEYSTONE	Sample User Ref			Sample User	Action(s)
100008	ST LAWRENCE____	PJM_LOAD_KEYSTONE	Sample User Ref			Sample User	Action(s)
100009	NIAGARA____	PJM_LOAD_KEYSTONE	Sample User Ref			Sample User	Action(s)
1000010	NIAGARA____	PJM_LOAD_KEYSTONE	Sample User Ref			Sample User	Action(s)
1000011	NIAGARA____	PJM_LOAD_KEYSTONE	Sample User Ref			Sample User	Action(s)
1000012	NIAGARA____	PJM_LOAD_KEYSTONE	Sample User Ref			Sample User	Action(s)
1000013	ST LAWRENCE____	PJM_LOAD_KEYSTONE	Sample User Ref			Sample User	Action(s)
1000014	ST LAWRENCE____	PJM_LOAD_KEYSTONE	Sample User Ref			Sample User	Action(s)
1000015	ST LAWRENCE____	PJM_LOAD_KEYSTONE	Sample User Ref			Sample User	Action(s)
1000016	NIAGARA____	PJM_LOAD_KEYSTONE	Sample User Ref			Sample User	Action(s)

Actions for Selected: Delete Reassign Page 1 of 2 Displaying 1 - 25 of 31

Search Contracts

Transaction ID:

Transaction Type: None Selected

Source: None Selected

Sink: None Selected

User Ref:

reset search

© 1999 - 2015 New York Independent System Operator. All Rights Reserved.

The new Bid will automatically use the contract from the contracts screen. All the fields needed to create a Bid corresponding to the current contract will be available.

4.3 Managing CTS Confirmed Trust Relationships

CTS Confirmed Trust Relationships are granted from one organization to another organization in a single direction meaning that the relationship is not reciprocal. For example, Org A can extend a trust

relationship to Org B meaning that Org A “trusts” Org B. This does not mean that Org B “trusts” Org A. Org B must grant a separate trust relationship to Org A to effectively establish a reciprocal trust relationship.

CTS Confirmed Trust Relationships will not authorize an ISO-NE user to modify the “Buyer” or Seller” confirmation status flags.

4.3.1 Creating and Removing CTS Confirmed Trust Relationships

To view or make changes to existing CTS Confirmed Trust Relationships users should select the “Manage Trusts” link at the top of the JESS screen. Selecting this link will present the user with a list of their existing CTS Confirmed Trust Relationships.

To create a new CTS Confirmed Trust Relationship the user should select an organization from the dropdown list of organizations and click the “Add” button.

To remove an existing CTS Confirmed Trust Relationship the user should select the “remove” button next to the name of the organization for which they would like to remove the CTS Confirmed Trust Relationship.

Figure 4-25 Managing CTS Confirmed Trust Relationships

The screenshot shows a web application window titled "Manage Trust Relationships". At the top, there is a header bar with the title and a close button. Below the header, the main content area is divided into two sections. The first section, "Organization Name", features a dropdown menu with an upward arrow. Below this, a list displays "ISO-NE Organization (1234)" with a red "remove" button to its right. A horizontal dashed line separates this from the second section, "Create Trust Relationship". This section includes a label "Non-NYISO Organizations:" followed by a dropdown menu showing "None Selected" and a grey "Add" button.

It should be noted that removing a CTS Confirmed Trust Relationship has no impact on the confirmation status of any previously submitted Bids. If the user would like to change the confirmation status of any previously submitted Bids the user must manually update the confirmation status of these Bids in the JESS application.

4.3.2 Application of CTS Confirmed Trust Relationships to Transaction Bids at the CTS Enabled Proxy Bus with ISO-NE

When a transaction Bid is submitted in the JESS application any CTS Confirmed Trust Relationships in effect at that time will be taken into consideration when determining the confirmation status of the Bid. This process includes DAM transaction Bids as well as RTM transaction Bids.

ISO-NE FRP confirmation is not required for a DAM Bid to reach the VALIDATION PASSED bid status that is required for the Bid to be included in the Day-Ahead Market evaluation. Both NYISO FRP and Non-

NYISO FRP confirmation are required for a RTM Bid to reach the VALIDATION PASSED Bid status to be included in the Real-Time Market evaluation.

When the NYISO creates RTM transaction bids following the DAM checkout process with ISO-NE the ISO-NE FRP confirmation status for the RTM transaction Bid will be established based on any CTS Confirmed Trust Relationships in place at the time the DAM Bid was submitted.

5. Upload/Download Batch Procedures

In addition to entering and retrieving External Transaction information through the web based JESS user interface, Market Participants have the capability to submit and retrieve this data using file upload/download functions. This method of data exchange allows users to more quickly and efficiently exchange large amounts of information and configure their own customized applications to manage transaction bidding.

This section of the user guide provides details on each of the functions which can be executed using the upload/download batch procedures. For each function there is a template detailing the data exchanged in the file and the position of each field within the template.


The User can access the upload/download function by selecting the link located in the upper right corner of the JESS user log in screen and the main JESS dashboard page. The URL is <https://jess.nyiso.com/updown/>.

5.1 Upload/Download Template Overview

To submit an upload/download request through a web browser the user will select the Browse button as noted in the figure below and select the file containing the upload/download request details. Once the file has been selected, the User will click the Upload button to initiate the data exchange with the JESS application. The web browser will present the user with a response which the user may view on the page and save. The content and structure of the response file is specific to each of the templates. In the event that the file submitted by the user fails any validations steps, the user will be presented with an error. Details regarding error messages are noted below in Section [5.4](#)

Note that in order to access the upload function in JESS, the user must have a valid NYISO digital certificate (see Section 2.3) or a valid ISO-NE issued digital certificate (see Section 3.2).

Figure 5-1 Submitting an Upload/Download Request



Log into JESS

ISO NEW YORK INDEPENDENT SYSTEM OPERATOR

JESS Upload/Download

File: Browse...

Each Market Participant is responsible for entering bid information into the Market Information System accurately, completely, and in a timely fashion. Each Market Participant is responsible for the results, intended or otherwise, of its individual bidding strategies. The NYISO's liability for damages to any Market Participant or other party that may result from its administration of the wholesale energy markets in New York is strictly limited under Section 12.3 of the NYISO Market Administration and Control Area Services Tariff to direct damages resulting from gross negligence or intentional misconduct.

Upload

JESS employs the following Upload Templates:

- **Submit External Transaction**--Used to submit or update External Transaction Bids
- **Confirm External Transaction**--Used to update source, sink, and FRP confirmation status for External Transaction Bids
- **Delete External Transaction**--Used to delete External Transaction Bids

JESS employs the following Download Templates:

- **Download External Transaction Bids and Schedules**--Used to retrieve transaction Bids and schedule related information
- **Download Transaction Contracts**--Used to retrieve transaction contract related information

Each template includes a defined structure for both a Request and a Response. The Request defines the structure of the file the user is sending to the JESS application. The Response defines the structure of the file the user receives from the JESS application.

Each Request and Response file is divided into two sections: a Header and a Body. The structure of the Body for each of the files is specific to the particular template. Details on the Body structures are defined below specifically for each template in Section 5.

The Header sections of these files employ a common structure with the following mandatory fields.

For an Upload Template the Request file Header will include:

1. **BID_TYPE** – Indicates the type of information requested or the Bid being supplied
2. **USERID** – To log on to MIS (Note: ISO-NE users may not specify a USERID value)
3. **PASSWORD** – To log on to MIS
4. **DATA ROWS** – The number of records that follow

For an Upload Template the Response file Header will include:

1. **TIME_STAMP** – An indication of the time that the MIS processed the information
2. **BID_TYPE** – An indication of the type of information requested or the Bid that is being supplied (See valid Bid types above)
3. **DATA ROWS** – The number of records that follow

For a Download Template the Request file Header will include:

1. **USERID** – To log on to MIS (Note: ISO-NE users may not specify a USERID value)
2. **PASSWORD** – To log on to MIS
3. **QUERY_TYPE** – Indicates the type of information requested or bid that is being supplied

For a Download Template the Response file Header will include:

1. **TIME_STAMP** – An indication of the time that the MIS processed information
2. **BID_TYPE** – An indication of the type of information requested (see valid bid types above)
3. **DATA ROWS** – The number of records that follow

In addition to the mandatory fields noted above there are a number of optional fields that may be specified in the Header of each of the templates. These fields are noted in the relevant sections for each of the templates.

Each field in the Header section of the file should be placed on a separate line (separated by a carriage return.) Each field in the body of the file should be placed on the same line separated by a comma between each field.

5.2 Upload/Download Field Definitions

Please note that the acronym "HAM," which originally indicated the "Hour Ahead Market," currently indicates a Real-Time Market (RTM) transaction. The term "HAM" is preserved here because it is still present in the data flow.

Parameter	Data Type	Description
Real Time Bid Schedule Type ID	NUM(1)	A number indicating the bid type. Valid Bid Types are: 2 – Hourly LBMP 3 – 15-Min LBMP 4 – Hourly CTS 5 – 15-Min CTS
Date & Time	CHAR(16)	Starting time of bid (MM/DD/YYYY HH24:00).
Duration	NUM(3)	Number of hours the bid is good for (beginning with the submitted Date & time)
Source Name	CHAR(36)	Generator name, exactly as shown in the MIS, that is the source for the External Transaction.
Source PTID	NUM(6)	Generator PTID, exactly as shown in the MIS, that is the source for the External Transaction.
Sink Name	CHAR(36)	Load name, exactly as shown in the MIS, that is the sink for the External Transaction.
Sink PTID	NUM(6)	PTID for a load, exactly as shown in the MIS, that is the sink for the External Transaction.
Market	CHAR(9)	Market associated with bid (HAM , DAM)
Sending Control Area	CHAR(4)	Sending control area specified in the NERC e-Tag.
MHBT	CHAR(1)	Header parameter indicating whether all the bids in the file are Multi-Hour Block Transactions (MHBT) or are all non-MHBT. This is an optional header parameter for the file that, if not provided, is treated as if the value was "N". Valid values: Y – all bids in the file are MHBTs N – all bids in the file are <u>not</u> MHBTs
PSE	CHAR(6)	Purchase selling entity specified in the NERC e-Tag.
PSE Number	CHAR(7)	Unique number assigned by PSE that is specified in the NERC e-Tag.
Receiving Control Area	CHAR(4)	Receiving control area specified in the NERC e-Tag.
NERC Priority	NUM(2)	NERC Priority of transaction.
User Reference	CHAR(16)	A reference used by the User to uniquely identify this transaction.

Parameter	Data Type	Description
NERC e-Tag Status Check	CHAR(20)	A value which shows the current state of the NYISO's e-Tag check, which ensures a valid NERC e-Tag has been submitted to the tagging authority by the time NYISO's RTM Close occurs.
Energy Profile MW Curve 1	NUM(5)	For all DAM and HAM External Transaction bids employing a single hourly curve; the Maximum Energy MW that can be scheduled against the bid for the hour. For HAM External Transaction bids employing multiple bid curves; the Maximum Energy MW that can be scheduled against the bid for minutes :00-:15 of the bid hour
Energy Profile MW Curve 2	NUM(5)	For HAM External Transaction bids employing multiple bid curves; the Maximum Energy MW that can be scheduled against the bid for minutes :15-:30 of the bid hour.
Energy Profile MW Curve 3	NUM(5)	For HAM External Transaction bids employing multiple bid curves; the Maximum Energy MW that can be scheduled against the bid for minutes :30-:45 of the bid hour.
Energy Profile MW Curve 4	NUM(5)	For HAM External Transaction bids employing multiple bid curves; the Maximum Energy MW that can be scheduled against the bid for minutes :45-:00 of the bid hour.
Bid Curve MW Points	NUM(5)	Up to eleven MW values may be specified for each block of time (hour or quarter-hour) in a bid.
Bid Curve \$/MW Points	NUM(5)	Up to eleven \$/MW values may be specified for each block of time (hour or quarter-hour) in a bid.
Minimum Runtime	NUM(3)	Minimum number of hours that must be selected if bid is accepted. This is only applicable to MHBt.
RTM Bid Price	NUM(6,2)	A price submitted with a DAM bid to indicate the price to be used in Real-Time Market (RTM) evaluation, should the DAM bid be accepted.
Bid ID	NUM(32)	The NYISO's internal unique identifier for the bid.
Hourly Evaluation Default Bid Block	NUM(1)	For HAM bids with a BID Schedule Type equal to 15-Min LBMP or 15-Min CTS this value identifies which of the four quarter-hour bid curves (MW , \$/MW, Energy Profile MW) should be used as the default bid curve when 15-minute scheduling has been disabled and the NYISO is scheduling on an hourly basis.
Transaction ID	NUM(32)	The NYISO's unique identifier of the static contract data associated with the bid.
Confirm Status	CHAR(1)	Status of confirmation the bid should be set to "Y" or "N".
NYISO FRP Confirm Status	CHAR(1)	Flag indicating if NYISO FRP has agreed to transaction bid.
Non-NYISO FRP Confirm Status	CHAR (1)	Flag indicating if Non-NYISO FRP (organization) has agreed to transaction bid (if applicable.)

Parameter	Data Type	Description
<i>Seller Confirm Status</i>	CHAR(1)	Flag indicating if seller has agreed to transaction bid.
<i>Buyer Confirm Status</i>	CHAR(1)	Flag indicating if buyer has agreed to transaction bid.
<i>Scheduled Energy</i>	NUM(5,1)	Amount of energy scheduled (MW)
<i>Checkout MW</i>	NUM(5)	Schedule confirmed between control areas during checkout
<i>Schedule Timestamp</i>	DATE	Timestamp of the schedule, if any, associated with the row of data.
<i>Schedule Type</i>		<p>If the MARKET header parameter indicates HAM, this optional SCHEDULES header parameter further restricts the resulting rows to either RTC schedules only or RTD schedules only. If this parameter is not specified, both RTC and RTD schedules will be provided in the download. Valid values for this header parameter:</p> <ul style="list-style-type: none"> • RTC • RTD
<i>Bid Status</i>	CHAR (20)	Current status of the bid (validation failed, validation passed, accepted, etc.)
<i>Message</i>	CHAR (1000)	Validation messages providing bid details. Multiple messages are separated by a semi-colon.
<i>NYISO Org</i>	CHAR/NUM	Identifies NYISO organization responsible for the bid Formatted as "NYISO Org Name (Org ID)"
<i>Non-NYISO Org</i>	CHAR/NUM	Identifies Non-NYISO organization, i.e. the ISO-NE organization, responsible for the bid, if applicable. Formatted as "Non-NYISO Org Name (Org ID)"
<i>NYISO Org ID</i>	NUM(32)	<p>Used to specify organization ID of the NYISO Organization responsible for the Bid.</p> <p>This field may only be specified for Bids at the CTS Enabled Proxy Bus with ISO-NE.</p> <p>For Bids submitted by a NYISO user this value must be null.</p> <p>For Bids submitted by an ISO-NE user at the CTS Enabled Proxy Bus with ISO-NE user must provide a valid NYISO Org ID.</p>
<i>Non-NYISO Org ID</i>	NUM(32)	<p>Used to specify organization ID of the Non-NYISO Organization responsible for the Bid.</p> <p>This field may only be specified for Bids at the CTS Enabled Proxy Bus with ISO-NE.</p> <p>For Bids submitted by an ISO-NE user this value must be null.</p> <p>For Bids submitted by a NYISO user at the CTS Enabled Proxy Bus with ISO-NE user must provide a valid ISO-NE Org ID.</p>
<i>GIS Identifier</i>	CHAR(35)	NEPOOL Generation Information System identifier.

Parameter	Data Type	Description
<i>Assigned Contact User</i>	CHAR (50)	User designated to receive messages associated with contract, if applicable.
<i>Last Update Time</i>	CHAR(16)	Time at which contract was last updated (MM/DD/YYYY HH24:00).

5.3 Submit External Transaction Bids

5.3.1 Submit External Transaction Bids –Request

The ***BID_TYPE/QUERY TYPE*** for this template is: EXT_TRAN_BID

Table 5-1 Submitting an External Transaction Bid – Headers Fields

Field	Mandatory	Description
BID_TYPE	Y	EXT_TRAN_BID
USERID	Y-for NYISO users	ISO-NE users may not specify a USERID value
PASSWORD	Y	
DATA ROWS	Y	Number of rows contained in upload request body.
UPLOAD_RESPONSE	N	"Y" or "N"; allows user to specify details included in Upload Response
MHBT	N	Header parameter indicating whether all the bids in the file are Multi-hour Block Transactions (MHBT) or are all non-MHBT. This is an optional header parameter for the file that, if not provided, is treated as if the value was "N". Valid values: Y – bids in the file are MHBTs N – bids in the file are not MHBTs

Table 5-2 Submitting an External Transaction Bid – Body Fields

Column #	Parameter
1	Date & Time
2	Source Name/Source PTID
3	Sink Name/Sink PTID
4	Market
5	NYISO Org ID
6	Non-NYISO Org ID
7	spare
8	Sending Control Area
9	PSE
10	PSE Number
11	Receiving Control Area

Column #	Parameter
12	spare
13	User Reference
14	GIS Identifier
15	Hourly Evaluation Default Bid Block
16	Real Time Bid Schedule Type ID
17	Minimum Runtime
18	RTM Bid Price
19	Duration
20	spare
21	spare
22	Energy Profile MW Curve 1
23	Bid Curve MW Point : Curve 1, Point 1
24	Bid Curve MW Point : Curve 1, Point 2
25	Bid Curve MW Point : Curve 1, Point 3
26	Bid Curve MW Point : Curve 1, Point 4
27	Bid Curve MW Point : Curve 1, Point 5
28	Bid Curve MW Point : Curve 1, Point 6
29	Bid Curve MW Point : Curve 1, Point 7
30	Bid Curve MW Point : Curve 1, Point 8
31	Bid Curve MW Point : Curve 1, Point 9
32	Bid Curve MW Point : Curve 1, Point 10
33	Bid Curve MW Point : Curve 1, Point 11
34	Bid Curve \$/MW Point : Curve 1, Point 1
35	Bid Curve \$/MW Point : Curve 1, Point 2
36	Bid Curve \$/MW Point : Curve 1, Point 3
37	Bid Curve \$/MW Point : Curve 1, Point 4
38	Bid Curve \$/MW Point : Curve 1, Point 5
39	Bid Curve \$/MW Point : Curve 1, Point 6
40	Bid Curve \$/MW Point : Curve 1, Point 7
41	Bid Curve \$/MW Point : Curve 1, Point 8
42	Bid Curve \$/MW Point : Curve 1, Point 9
43	Bid Curve \$/MW Point : Curve 1, Point 10
44	Bid Curve \$/MW Point : Curve 1, Point 11
45	Energy Profile MW Curve 2
46	Bid Curve MW Point : Curve 2, Point 1
47	Bid Curve MW Point : Curve 2, Point 2
48	Bid Curve MW Point : Curve 2, Point 3
49	Bid Curve MW Point : Curve 2, Point 4
50	Bid Curve MW Point : Curve 2, Point 5
51	Bid Curve MW Point : Curve 2, Point 6
52	Bid Curve MW Point : Curve 2, Point 7

Column #	Parameter
53	Bid Curve MW Point : Curve 2, Point 8
54	Bid Curve MW Point : Curve 2, Point 9
55	Bid Curve MW Point : Curve 2, Point 10
56	Bid Curve MW Point : Curve 2, Point 11
57	Bid Curve \$/MW Point : Curve 2, Point 1
58	Bid Curve \$/MW Point : Curve 2, Point 2
59	Bid Curve \$/MW Point : Curve 2, Point 3
60	Bid Curve \$/MW Point : Curve 2, Point 4
61	Bid Curve \$/MW Point : Curve 2, Point 5
62	Bid Curve \$/MW Point : Curve 2, Point 6
63	Bid Curve \$/MW Point : Curve 2, Point 7
64	Bid Curve \$/MW Point : Curve 2, Point 8
65	Bid Curve \$/MW Point : Curve 2, Point 9
66	Bid Curve \$/MW Point : Curve 2, Point 10
67	Bid Curve \$/MW Point : Curve 2, Point 11
68	Energy Profile MW Curve 3
69	Bid Curve MW Point : Curve 3, Point 1
70	Bid Curve MW Point : Curve 3, Point 2
71	Bid Curve MW Point : Curve 3, Point 3
72	Bid Curve MW Point : Curve 3, Point 4
73	Bid Curve MW Point : Curve 3, Point 5
74	Bid Curve MW Point : Curve 3, Point 6
75	Bid Curve MW Point : Curve 3, Point 7
76	Bid Curve MW Point : Curve 3, Point 8
77	Bid Curve MW Point : Curve 3, Point 9
78	Bid Curve MW Point : Curve 3, Point 10
79	Bid Curve MW Point : Curve 3, Point 11
80	Bid Curve \$/MW Point : Curve 3, Point 1
81	Bid Curve \$/MW Point : Curve 3, Point 2
82	Bid Curve \$/MW Point : Curve 3, Point 3
83	Bid Curve \$/MW Point : Curve 3, Point 4
84	Bid Curve \$/MW Point : Curve 3, Point 5
85	Bid Curve \$/MW Point : Curve 3, Point 6
86	Bid Curve \$/MW Point : Curve 3, Point 7
87	Bid Curve \$/MW Point : Curve 3, Point 8
88	Bid Curve \$/MW Point : Curve 3, Point 9
89	Bid Curve \$/MW Point : Curve 3, Point 10
90	Bid Curve \$/MW Point : Curve 3, Point 11
91	Energy Profile MW Curve 4
92	Bid Curve MW Point : Curve 4, Point 1
93	Bid Curve MW Point : Curve 4, Point 2

Column #	Parameter
94	Bid Curve MW Point : Curve 4, Point 3
95	Bid Curve MW Point : Curve 4, Point 4
96	Bid Curve MW Point : Curve 4, Point 5
97	Bid Curve MW Point : Curve 4, Point 6
98	Bid Curve MW Point : Curve 4, Point 7
99	Bid Curve MW Point : Curve 4, Point 8
100	Bid Curve MW Point : Curve 4, Point 9
101	Bid Curve MW Point : Curve 4, Point 10
102	Bid Curve MW Point : Curve 4, Point 11
103	Bid Curve \$/MW Point : Curve 4, Point 1
104	Bid Curve \$/MW Point : Curve 4, Point 2
105	Bid Curve \$/MW Point : Curve 4, Point 3
106	Bid Curve \$/MW Point : Curve 4, Point 4
107	Bid Curve \$/MW Point : Curve 4, Point 5
108	Bid Curve \$/MW Point : Curve 4, Point 6
109	Bid Curve \$/MW Point : Curve 4, Point 7
110	Bid Curve \$/MW Point : Curve 4, Point 8
111	Bid Curve \$/MW Point : Curve 4, Point 9
112	Bid Curve \$/MW Point : Curve 4, Point 10
113	Bid Curve \$/MW Point : Curve 4, Point 11

Submit External Transaction Bid Request Example:

BID_TYPE=EXT_TRAN_BID&

USERID= testusr&

PASSWORD= testpw1!&

MHBT= &

Upload_Response =Y&

DATA_ROWS=1&

10/20/2014 15:00:00,NYISO_LBMP_REFERENCE,NE_LOAD_SANDY PD,HAM,,1038760,,NYIS,Test

PSE,1234,ISNE,,ABC123,GIS123,3,3,,1,,10,2,4,6,8,10,,,,,1.2,1.4,1.6,1.8,2,,,,,26,20,22,24,26,,,,,2.1,2.2,2.3,2.4,,,,,36,30,32,34,36,,,,,3.1,3.2,3.3,3.4,,,,,46,40,42,44,46,,,,,4.1,4.2,4.3,4.4

5.3.2 Submit External Transaction Bids –Response

Table 5-3

Submitting an External Transaction Bid Response– Header Fields

Field	Mandatory	Description
TIME_STAMP	N/A	
BID_TYPE	N/A	EXT_TRAN_BID
DATA ROWS	N/A	

Table 5-4 Submitting an External Transaction Bid Response– Body Fields

Column #	Parameter
1	Date & Time
2	Source Name
3	Source PTID
4	Sink Name
5	Sink PTID
6	Market
7	NYISO Org
8	Non-NYISO Org ID
9	spare
10	Sending Control Area
11	PSE
12	PSE Number
13	spare
14	Receiving Control Area
15	NERC Priority
16	User Reference
17	GIS Identifier
18	NERC e-Tag Status Check
19	Checkout MW
20	Bid ID
21	Transaction ID
22	NYISO FRP Confirm Status
23	Seller Confirm Status
24	Buyer Confirm Status
25	Non-NYISO FRP Confirm Status
26	Scheduled Energy
27	Minimum Runtime
28	RTM Bid Price
29	Hourly Evaluation Default Bid Block
30	Real Time Bid Schedule Type ID
31	Schedule Timestamp
32	Bid Status
33	Message
34	spare
35	spare
36	Energy Profile MW Curve 1
37	Bid Curve MW Point : Curve 1, Point 1
38	Bid Curve MW Point : Curve 1, Point 2
39	Bid Curve MW Point : Curve 1, Point 3
40	Bid Curve MW Point : Curve 1, Point 4

Column #	Parameter
41	Bid Curve MW Point : Curve 1, Point 5
42	Bid Curve MW Point : Curve 1, Point 6
43	Bid Curve MW Point : Curve 1, Point 7
44	Bid Curve MW Point : Curve 1, Point 8
45	Bid Curve MW Point : Curve 1, Point 9
46	Bid Curve MW Point : Curve 1, Point 10
47	Bid Curve MW Point : Curve 1, Point 11
48	Bid Curve MW Point : Curve 1, Point 12
49	Bid Curve \$/MW Point : Curve 1, Point 1
50	Bid Curve \$/MW Point : Curve 1, Point 2
51	Bid Curve \$/MW Point : Curve 1, Point 3
52	Bid Curve \$/MW Point : Curve 1, Point 4
53	Bid Curve \$/MW Point : Curve 1, Point 5
54	Bid Curve \$/MW Point : Curve 1, Point 6
55	Bid Curve \$/MW Point : Curve 1, Point 7
56	Bid Curve \$/MW Point : Curve 1, Point 8
57	Bid Curve \$/MW Point : Curve 1, Point 9
58	Bid Curve \$/MW Point : Curve 1, Point 10
59	Bid Curve \$/MW Point : Curve 1, Point 11
60	Bid Curve \$/MW Point : Curve 1, Point 12
61	Energy Profile MW Curve 2
62	Bid Curve MW Point : Curve 2, Point 1
63	Bid Curve MW Point : Curve 2, Point 2
64	Bid Curve MW Point : Curve 2, Point 3
65	Bid Curve MW Point : Curve 2, Point 4
66	Bid Curve MW Point : Curve 2, Point 5
67	Bid Curve MW Point : Curve 2, Point 6
68	Bid Curve MW Point : Curve 2, Point 7
69	Bid Curve MW Point : Curve 2, Point 8
70	Bid Curve MW Point : Curve 2, Point 9
71	Bid Curve MW Point : Curve 2, Point 10
72	Bid Curve MW Point : Curve 2, Point 11
73	Bid Curve MW Point : Curve 2, Point 12
74	Bid Curve \$/MW Point : Curve 2, Point 1
75	Bid Curve \$/MW Point : Curve 2, Point 2
76	Bid Curve \$/MW Point : Curve 2, Point 3
77	Bid Curve \$/MW Point : Curve 2, Point 4
78	Bid Curve \$/MW Point : Curve 2, Point 5
79	Bid Curve \$/MW Point : Curve 2, Point 6
80	Bid Curve \$/MW Point : Curve 2, Point 7
81	Bid Curve \$/MW Point : Curve 2, Point 8

Column #	Parameter
82	Bid Curve \$/MW Point : Curve 2, Point 9
83	Bid Curve \$/MW Point : Curve 2, Point 10
84	Bid Curve \$/MW Point : Curve 2, Point 11
85	Bid Curve \$/MW Point : Curve 2, Point 12
86	Energy Profile MW Curve 3
87	Bid Curve MW Point : Curve 3, Point 1
88	Bid Curve MW Point : Curve 3, Point 2
89	Bid Curve MW Point : Curve 3, Point 3
90	Bid Curve MW Point : Curve 3, Point 4
91	Bid Curve MW Point : Curve 3, Point 5
92	Bid Curve MW Point : Curve 3, Point 6
93	Bid Curve MW Point : Curve 3, Point 7
94	Bid Curve MW Point : Curve 3, Point 8
95	Bid Curve MW Point : Curve 3, Point 9
96	Bid Curve MW Point : Curve 3, Point 10
97	Bid Curve MW Point : Curve 3, Point 11
98	Bid Curve MW Point : Curve 3, Point 12
99	Bid Curve \$/MW Point : Curve 3, Point 1
100	Bid Curve \$/MW Point : Curve 3, Point 2
101	Bid Curve \$/MW Point : Curve 3, Point 3
102	Bid Curve \$/MW Point : Curve 3, Point 4
103	Bid Curve \$/MW Point : Curve 3, Point 5
104	Bid Curve \$/MW Point : Curve 3, Point 6
105	Bid Curve \$/MW Point : Curve 3, Point 7
106	Bid Curve \$/MW Point : Curve 3, Point 8
107	Bid Curve \$/MW Point : Curve 3, Point 9
108	Bid Curve \$/MW Point : Curve 3, Point 10
109	Bid Curve \$/MW Point : Curve 3, Point 11
110	Bid Curve \$/MW Point : Curve 3, Point 12
111	Energy Profile MW Curve 4
112	Bid Curve MW Point : Curve 4, Point 1
113	Bid Curve MW Point : Curve 4, Point 2
114	Bid Curve MW Point : Curve 4, Point 3
115	Bid Curve MW Point : Curve 4, Point 4
116	Bid Curve MW Point : Curve 4, Point 5
117	Bid Curve MW Point : Curve 4, Point 6
118	Bid Curve MW Point : Curve 4, Point 7
119	Bid Curve MW Point : Curve 4, Point 8
120	Bid Curve MW Point : Curve 4, Point 9
121	Bid Curve MW Point : Curve 4, Point 10
122	Bid Curve MW Point : Curve 4, Point 11

Column #	Parameter
123	Bid Curve MW Point : Curve 4, Point 12
124	Bid Curve \$/MW Point : Curve 4, Point 1
125	Bid Curve \$/MW Point : Curve 4, Point 2
126	Bid Curve \$/MW Point : Curve 4, Point 3
127	Bid Curve \$/MW Point : Curve 4, Point 4
128	Bid Curve \$/MW Point : Curve 4, Point 5
129	Bid Curve \$/MW Point : Curve 4, Point 6
130	Bid Curve \$/MW Point : Curve 4, Point 7
131	Bid Curve \$/MW Point : Curve 4, Point 8
132	Bid Curve \$/MW Point : Curve 4, Point 9
133	Bid Curve \$/MW Point : Curve 4, Point 10
134	Bid Curve \$/MW Point : Curve 4, Point 11
135	<i>Bid Curve \$/MW Point</i> : Curve 4, Point 12

Submit External Transaction Bid Response Example:

TIME_STAMP=10/17/2014 10:33

BID_TYPE=EXT_TRAN_BID

DATA_ROWS=1

```
"10/20/2014 15:00","NYISO_LBMP_REFERENCE",24008,"NE_LOAD_SANDY_PD",55858,"HAM","NY ORG
A (202460)","NE ORG B (1038760)",,"NYIS","Test
PSE","0001234",,"ISNE",7,"ABC123","GIS123","PENDING",,611828432,11566186,"Y","Y","Y
","Y",,,3,3,"10/20/2014 15:00:00","VALIDATION PASSED","Validation Passed Subject
to Credit
Evaluation.",,,10,2,4,6,8,10,,,,,,,,,1.2,1.4,1.6,1.8,2,,,,,,,,,26,20,22,24,26,,,,,,,,,
,2.1,2.2,2.3,2.4,,,,,,,,,36,30,32,34,36,,,,,,,,,3.1,3.2,3.3,3.4,,,,,,,,,46,40,42,44
,46,,,,,,,,,4.1,4.2,4.3,4.4,,,,,,,,,
```

5.4 Confirm External Transaction

5.4.1 Confirm External Transaction –Request

The **BID_TYPE/QUERY TYPE** for this template is: EXT_TRAN_BID

Table 5-5 Confirming an External Transaction Bid– Header Fields

Field	Mandatory	Description
BID_TYPE	Y	CONFIRM_EXT_TRAN_BID
USERID	Y-for NYISO users	ISO-NE users may not specify a USERID value
PASSWORD	Y	
DATA_ROWS	Y	Number of rows contained in upload request body.
UPLOAD_RESPONSE	N	"Y" or "N"; allows user to specify details included in Upload Response
PROCESS_UNIDENTIFIED_BIDS	N	An optional header parameter which instructs the MIS continue to process the entire submission file when bids are specified in the file that do not exist in the MIS.

Table 5-6 Confirming an External Transaction Bid – Body Fields

Position #	Field
1	<i>Bid ID</i>
2	<i>Transaction ID</i>
3	<i>Date & Time</i>
4	spare
5	<i>Confirm Status</i>

Confirm External Transaction -Request Example:

BID_TYPE=CONFIRM_EXT_TRAN_BID&
 USERID=testusr&
 PASSWORD=testpw1!&
 DATA_ROWS=1&,,,,
 UPLOAD_RESPONSE=Y&,,,,
 PROCESS_UNIDENTIFIED_BIDS=N&
 577247784,10671000,3/13/2014 19:00,,N

5.4.2 Confirm External Transaction –Response

Table 5-7 Confirming an External Transaction Bid Response– Header Fields (Example)

Field	Mandatory	Description
TIME_STAMP	N/A	
BID_TYPE	N/A	CONFIRM_EXT_TRAN_BID
DATA ROWS	N/A	

Table 5-8 Confirming an External Transaction Bid Response– Body Fields (Example)

Position #	Field
1	<i>Bid ID</i>
2	<i>Transaction ID</i>
3	<i>Date & Time</i>
4	<i>NYISO FRP Confirm Status</i>
5	<i>Buyer Confirm Status</i>
6	<i>Seller Confirm Status</i>
7	<i>Bid Status</i>
8	<i>Message</i>
9	Non-NYISO FRP Confirm Status

Confirm External Transaction -Response Example:

TIME_STAMP=03/13/2014 15:36
 BID_TYPE=CONFIRM_EXT_TRAN_BID

DATA_ROWS=1

577247784,10671002,"03/13/2014 19:00","N","Y","N","WAITING CONFIRMATION","HAM bid created from approved DAM schedule.","N"

5.5 Delete External Transaction

5.5.1 Delete External Transaction-Request

The **BID_TYPE/QUERY TYPE** for this template is: DELETE_EXT_TRAN_BID

Table 5-9 Deleting an External Transaction Bid Request- Header Fields

Field	Mandatory	Description
BID_TYPE	Y	DELETE_EXT_TRAN_BID
USERID	Y-for NYISO users	ISO-NE users may not specify a USERID value
PASSWORD	Y	
DATA_ROWS	Y	Number of rows contained in upload request body.
UPLOAD_RESPONSE	N	"Y" or "N"; allows user to specify details included in Upload Response
PROCESS_UNIDENTIFIED_BIDS	N	An optional header parameter which instructs the MIS continue to process the entire submission file when bids are specified in the file that do not exist in the MIS.

Table 5-10 Deleting an External Transaction Bid Request- Body Fields

Position #	Field
1	<i>Bid ID</i>
2	<i>Transaction ID</i>
3	<i>Date & Time</i>
4	<i>Market</i>

Delete External Transaction -Request Example:

BID_TYPE=DELETE_EXT_TRAN_BID&
 USERID=testusr&
 PASSWORD=testpw1!&
 DATA_ROWS=1&
 UPLOAD_RESPONSE=Y&
 PROCESS_UNIDENTIFIED_BIDS=Y&
 576756704,5049913,3/15/2014 13:00,DAM

5.5.2 Delete External Transaction-Response

Table 5-11 Deleting an External Transaction Bid Response- Header Fields (Example)

Field	Mandatory	Values
TIME_STAMP	N/A	
BID_TYPE	N/A	DELETE_EXT_TRAN_BID

Field	Mandatory	Values
DATA ROWS	N/A	

Table 5-12 Deleting an External Transaction Bid Response– Body Fields (Example)

Position #	Field
1	<i>Date & Time</i>
2	<i>Source Name</i>
3	<i>Source PTID</i>
4	<i>Sink Name</i>
5	<i>Sink PTID</i>
6	<i>Market</i>
7	spare
8	spare
9	spare
10	spare
11	spare
12	<i>NERC Priority</i>
13	<i>User Reference</i>
14	spare
15	spare
16	spare
17	spare
18	<i>Bid ID</i>
19	<i>Transaction ID</i>
20	spare
21	spare
22	spare
23	spare
24	spare
25	spare
26	<i>Bid Status</i>
27	<i>Message</i>
28	<i>NYISO Org</i>
29	<i>Non-NYISO Org</i>

Delete External Transaction -Response Example:

TIME_STAMP=03/13/2014 15:48

BID_TYPE=DELETE_EXT_TRAN_BID

DATA_ROWS=1

"03/15/2014 13:00","NYISO_LBMP_REFERENCE",24008," NE_LOAD_SANDY_PD ",55858,"DAM","",",",",",",",7,"TEST REF",,,,,576756704,5049913,"",",",",",",,"VALIDATION PASSED",,,,, NY ORG A (202460)",, NE ORG B (1038760)"

5.6 Download External Transaction Bids and Schedules

5.6.1 Download External Transaction Bids and Schedules-Request

The **BID_TYPE/QUERY TYPE** for this template is: EXT_TRAN_SCH

Table 5-13 Download External Transaction Bids and Schedule Request - Header

Field	Mandatory	Description
USERID	Y-for NYISO users	ISO-NE users may not specify a USERID value
PASSWORD	Y	
QUERY_TYPE	Y	EXT_TRAN_SCH
MARKET_TYPE	Y	DAM, HAM
DATE	Y	MM/DD/YYYY HH24:MI
TRANSACTION_ID	N	The NYISO unique identifier of the static contract data associated with the bid
SOURCE	N	Generator name or PTID shown in MIS
SINK	N	Load name or PTID shown in MIS
USER_REFERENCE	N	As defined in bid
STATUS	N	Pick one from list (see Reasons to Review Transaction Bids under Section 7.6.2 in the MPUG)
NUM_HOURS	N	A whole number between 1 and 23 which limits your query to a specified number of hours.
MODIFIED_DATE	N	A date in MM/DD/YYYY HH24:MI format which restricts your query to only that data which has been modified since the specified date. Can be used to reduce the amount of unchanged data being retrieved more than once.
BID_SCHEDULE_TYPE_ID	N	A number indicating the bid type. Valid Bid Types are: 2 – Hourly LBMP 3 – 15-Min LBMP 4 – Hourly CTS5 – 15-Min CTS
SCHEDULES	N	If the MARKET header parameter indicates HAM, this optional SCHEDULES header parameter further restricts the resulting rows to either RTC schedules only or RTD schedules only. If this parameter is not specified, both RTC and RTD schedules will be provided in the download. Valid values for this header parameter: RTC RTD

Table 5-14 Download External Transaction Bids and Schedule Request - Body

Position #	Field	Description
N/A	N/A	N/A

Download External Transaction Bids and Schedules -Request Example:

USERID= testusr&

PASSWORD= testpw1!&

QUERY_TYPE=EXT_TRAN_SCH&

DATE=10/10/2014 09:00&
 MARKET_TYPE= HAM&
 TRANSACTION_ID=11566124&
 SOURCE=NYISO_LBMP_REFERENCE&
 SINK= NE_LOAD_SANDY_PD&
 USER_REFERENCE=TEST1&
 STATUS=BID ACCEPTED&
 NUM_HOURS=1&
 MODIFIED_DATE= 10/10/2014 00:00:00&
 BID_SCHEDULE_TYPE_ID=5&
 SCHEDULES=RTC&

5.6.2 Download External Transaction Bids and Schedules-Response

Table 5-15 Download External Transaction Bids and Schedule Response - Header

Field	Mandatory	Description
TIME_STAMP	N/A	
BID_TYPE	N/A	EXT_TRAN_SCH
DATA ROWS	N/A	

Table 5-16 Download External Transaction Bids and Schedule Response - Body

Column #	Parameter
1	Date & Time
2	Source Name
3	Source PTID
4	Sink Name
5	Sink PTID
6	Market
7	NYISO Org
8	Non-NYISO Org
9	spare
10	Sending Control Area
11	PSE
12	PSE Number
13	spare
14	Receiving Control Area
15	NERC Priority
16	User Reference
17	GIS Identifier
18	NERC e-Tag Status Check
19	Checkout MW
20	Bid ID

Column #	Parameter
21	Transaction ID
22	NYISO FRP Confirm Status
23	Seller Confirm Status
24	Buyer Confirm Status
25	Non-NYISO FRP Confirm Status
26	Scheduled Energy
27	Minimum Runtime
28	RTM Bid Price
29	Hourly Evaluation Default Bid Block
30	Real Time Bid Schedule Type ID
31	Schedule Timestamp
32	Bid Status
33	Message
34	spare
35	spare
36	Energy Profile MW Curve 1
37	Bid Curve MW Point : Curve 1, Point 1
38	Bid Curve MW Point : Curve 1, Point 2
39	Bid Curve MW Point : Curve 1, Point 3
40	Bid Curve MW Point : Curve 1, Point 4
41	Bid Curve MW Point : Curve 1, Point 5
42	Bid Curve MW Point : Curve 1, Point 6
43	Bid Curve MW Point : Curve 1, Point 7
44	Bid Curve MW Point : Curve 1, Point 8
45	Bid Curve MW Point : Curve 1, Point 9
46	Bid Curve MW Point : Curve 1, Point 10
47	Bid Curve MW Point : Curve 1, Point 11
48	Bid Curve MW Point : Curve 1, Point 12
49	Bid Curve \$/MW Point : Curve 1, Point 1
50	Bid Curve \$/MW Point : Curve 1, Point 2
51	Bid Curve \$/MW Point : Curve 1, Point 3
52	Bid Curve \$/MW Point : Curve 1, Point 4
53	Bid Curve \$/MW Point : Curve 1, Point 5
54	Bid Curve \$/MW Point : Curve 1, Point 6
55	Bid Curve \$/MW Point : Curve 1, Point 7
56	Bid Curve \$/MW Point : Curve 1, Point 8
57	Bid Curve \$/MW Point : Curve 1, Point 9
58	Bid Curve \$/MW Point : Curve 1, Point 10
59	Bid Curve \$/MW Point : Curve 1, Point 11
60	Bid Curve \$/MW Point : Curve 1, Point 12
61	Energy Profile MW Curve 2

Column #	Parameter
62	Bid Curve MW Point : Curve 2, Point 1
63	Bid Curve MW Point : Curve 2, Point 2
64	Bid Curve MW Point : Curve 2, Point 3
65	Bid Curve MW Point : Curve 2, Point 4
66	Bid Curve MW Point : Curve 2, Point 5
67	Bid Curve MW Point : Curve 2, Point 6
68	Bid Curve MW Point : Curve 2, Point 7
69	Bid Curve MW Point : Curve 2, Point 8
70	Bid Curve MW Point : Curve 2, Point 9
71	Bid Curve MW Point : Curve 2, Point 10
72	Bid Curve MW Point : Curve 2, Point 11
73	Bid Curve MW Point : Curve 2, Point 12
74	Bid Curve \$/MW Point : Curve 2, Point 1
75	Bid Curve \$/MW Point : Curve 2, Point 2
76	Bid Curve \$/MW Point : Curve 2, Point 3
77	Bid Curve \$/MW Point : Curve 2, Point 4
78	Bid Curve \$/MW Point : Curve 2, Point 5
79	Bid Curve \$/MW Point : Curve 2, Point 6
80	Bid Curve \$/MW Point : Curve 2, Point 7
81	Bid Curve \$/MW Point : Curve 2, Point 8
82	Bid Curve \$/MW Point : Curve 2, Point 9
83	Bid Curve \$/MW Point : Curve 2, Point 10
84	Bid Curve \$/MW Point : Curve 2, Point 11
85	Bid Curve \$/MW Point : Curve 2, Point 12
86	Energy Profile MW Curve 3
87	Bid Curve MW Point : Curve 3, Point 1
88	Bid Curve MW Point : Curve 3, Point 2
89	Bid Curve MW Point : Curve 3, Point 3
90	Bid Curve MW Point : Curve 3, Point 4
91	Bid Curve MW Point : Curve 3, Point 5
92	Bid Curve MW Point : Curve 3, Point 6
93	Bid Curve MW Point : Curve 3, Point 7
94	Bid Curve MW Point : Curve 3, Point 8
95	Bid Curve MW Point : Curve 3, Point 9
96	Bid Curve MW Point : Curve 3, Point 10
97	Bid Curve MW Point : Curve 3, Point 11
98	Bid Curve MW Point : Curve 3, Point 12
99	Bid Curve \$/MW Point : Curve 3, Point 1
100	Bid Curve \$/MW Point : Curve 3, Point 2
101	Bid Curve \$/MW Point : Curve 3, Point 3
102	Bid Curve \$/MW Point : Curve 3, Point 4

Column #	Parameter
103	Bid Curve \$/MW Point : Curve 3, Point 5
104	Bid Curve \$/MW Point : Curve 3, Point 6
105	Bid Curve \$/MW Point : Curve 3, Point 7
106	Bid Curve \$/MW Point : Curve 3, Point 8
107	Bid Curve \$/MW Point : Curve 3, Point 9
108	Bid Curve \$/MW Point : Curve 3, Point 10
109	Bid Curve \$/MW Point : Curve 3, Point 11
110	Bid Curve \$/MW Point : Curve 3, Point 12
111	Energy Profile MW Curve 4
112	Bid Curve MW Point : Curve 4, Point 1
113	Bid Curve MW Point : Curve 4, Point 2
114	Bid Curve MW Point : Curve 4, Point 3
115	Bid Curve MW Point : Curve 4, Point 4
116	Bid Curve MW Point : Curve 4, Point 5
117	Bid Curve MW Point : Curve 4, Point 6
118	Bid Curve MW Point : Curve 4, Point 7
119	Bid Curve MW Point : Curve 4, Point 8
120	Bid Curve MW Point : Curve 4, Point 9
121	Bid Curve MW Point : Curve 4, Point 10
122	Bid Curve MW Point : Curve 4, Point 11
123	Bid Curve MW Point : Curve 4, Point 12
124	Bid Curve \$/MW Point : Curve 4, Point 1
125	Bid Curve \$/MW Point : Curve 4, Point 2
126	Bid Curve \$/MW Point : Curve 4, Point 3
127	Bid Curve \$/MW Point : Curve 4, Point 4
128	Bid Curve \$/MW Point : Curve 4, Point 5
129	Bid Curve \$/MW Point : Curve 4, Point 6
130	Bid Curve \$/MW Point : Curve 4, Point 7
131	Bid Curve \$/MW Point : Curve 4, Point 8
132	Bid Curve \$/MW Point : Curve 4, Point 9
133	Bid Curve \$/MW Point : Curve 4, Point 10
134	Bid Curve \$/MW Point : Curve 4, Point 11
135	<i>Bid Curve \$/MW Point</i> : Curve 4, Point 12

Download External Transaction Bids and Schedules -Response Example:

TIME_STAMP=10/17/2014 11:14

BID_TYPE=EXT_TRAN_SCH

DATA_ROWS=4

```
"10/10/2014 09:00","NYISO_LBMP_REFERENCE",24008," NE_LOAD_SANDY_PD",55858,"HAM"," NY
  ORG A (202460)"," NE ORG B
  (1038760)","NYIS","TEST_PSE","0012345",,"ISNE",7,"TEST1","
  GIS123","INVALID",40,608474758,11566124,"Y","Y","Y","Y",40,,1,5,"10/10/2014
  09:00:00","BID ACCEPTED","Evaluation fully accepted"
```

```

transaction.",,,40,30,40,,,,,,,,,-100,-
90,,,,,,,,,,,,,,,,,,,,,,,,,,,,,,,,,,,,,,,,,,,,,,,,,,,,,,,,,,,,,,,,
,,,,
"10/10/2014 09:00","NYISO_LBMP_REFERENCE",24008," NE_LOAD_SANDY_PD",55858,"HAM"," NY
ORG A (202460)"," NE ORG B
(1038760)",,"NYIS","TEST_PSE","0012345",,"ISNE",7,"TEST1","
GIS123","INVALID",40,608474758,11566124,"Y","Y","Y","Y",40,,,1,5,"10/10/2014
09:15:00","BID ACCEPTED","Evaluation fully accepted
transaction.",,,40,30,40,,,,,,,,,-100,-
90,,,,,,,,,,,,,,,,,,,,,,,,,,,,,,,,,,,,,,,,,,,,,,,,,,,,,,,,,,,,,,,,
,,,,
"10/10/2014 09:00","NYISO_LBMP_REFERENCE",24008," NE_LOAD_SANDY_PD",55858,"HAM"," NY
ORG A (202460)"," NE ORG B
(1038760)",,"NYIS","TEST_PSE","0012345",,"ISNE",7,"TEST1","
GIS123","INVALID",40,608474758,11566124,"Y","Y","Y","Y",40,,,1,5,"10/10/2014
09:30:00","BID ACCEPTED","Evaluation fully accepted
transaction.",,,40,30,40,,,,,,,,,-100,-
90,,,,,,,,,,,,,,,,,,,,,,,,,,,,,,,,,,,,,,,,,,,,,,,,,,,,,,,,,,,,,,,,
,,,,
"10/10/2014 09:00","NYISO_LBMP_REFERENCE",24008," NE_LOAD_SANDY_PD",55858,"HAM"," NY
ORG A (202460)"," NE ORG B
(1038760)",,"NYIS","TEST_PSE","0012345",,"ISNE",7,"TEST1","
GIS123","INVALID",40,608474758,11566124,"Y","Y","Y","Y",40,,,1,5,"10/10/2014
09:45:00","BID ACCEPTED","Evaluation fully accepted
transaction.",,,40,30,40,,,,,,,,,-100,-
90,,,,,,,,,,,,,,,,,,,,,,,,,,,,,,,,,,,,,,,,,,,,,,,,,,,,,,,,,,,,,,,,
,,,,

```

5.7 Download Transaction Contracts

5.7.1 Download Transaction Contracts-Request

The **BID_TYPE/QUERY TYPE** for this template is: EXT_TRAN_CONTRACT

Table 5-17 Download Transaction Contracts Request - Header

Field	Mandatory	Description
USERID	Y-for NYISO users	ISO-NE users may not specify a USERID value
PASSWORD	Y	
QUERY_TYPE	Y	EXT_TRAN_CONTRACT
TRANSACTION_ID	N	The NYISO unique identifier of the static contract data associated with the bid
SOURCE	N	Generator name or PTID shown in MIS
SINK	N	Load area bus name or PTID shown in MIS
USER_REFERENCE	N	As defined in bid.
NUM_ROWS	N	Number of rows to return in response
NYISO_ORG_ID	N	Organization ID of the NYISO Organization responsible for the Bid
NON_NYISO_ORG_ID	N	Organization ID of the Non-NYISO Organization responsible for the Bid

Table 5-18 Download Transaction Contracts Request - Body

Position #	Field	Description
N/A	N/A	N/A

Download Transaction Contracts -Request Example:

```

USERID= testusr&
PASSWORD= testpw1!&
QUERY_TYPE=EXT_TRAN_CONTRACT&
TRANSACTION_ID=5049913&
SOURCE= NYISO_LBMP_REFERENCE&
SINK=NE_LOAD_SANDY_PD&
USER_REFERENCE=TEST_REF&
NERC_PRIORITY=7&
NUM_ROWS=50&
NYISO_ORG_ID=202460&
NON_NYIOS_ORG_ID=1038760&

```


5.7.2 Download Transaction Contracts–Response

Table 5-19 Download Transaction Contracts Response - Header

Field	Mandatory	Description
TIME_STAMP	N/A	
BID_TYPE	N/A	EXT_TRAN_CONTRACT
DATA ROWS	N/A	

Table 5-20 Download Transaction Contracts Response - Body

Position #	Field
1	<i>Transaction ID</i>
2	<i>Source Name</i>
3	<i>Sink Name</i>
4	<i>User Reference</i>
5	spare
6	spare
7	<i>NYISO Org</i>
8	<i>Non-NYISO Org</i>
9	<i>GIS Identifier</i>
10	Assigned Contact User
11	<i>Last Update Time</i>

Download Transaction Contracts -Response Example:

5049913," NYISO_LBMP_REFERENCE ","NE_LOAD_SANDY_PD"," TEST_REF "," NY ORG A (202460)"," NE ORG B (1038760)","GIS123"," testusr ","03/13/2014 11:29"

5.8 Upload/Download Error Processing

JESS uses initial file validation logic that looks at the entire submitted file for the existence of an error. If there are any errors during the initial validation (denoted with an error code beginning with "JUPD"), the entire file is rejected and no data is committed to the system. For example, if row#781 of an upload file contains an error, the system will return an error for row#781, and no other rows from the file are committed to the system.

After initial file validation, which occurs on the entire file at one time, NYISO's JESS business rule validation logic checks for business rule violations in collections of 250 rows at a time. The collection will

be committed to the system only after all rows in the collection pass all of the business rule checks. If the process encounters a business rule violation (denoted with an error code beginning with “JESS”), no data in the current or subsequent collections of 250 rows will be committed to the system; however, all data from previous collections will remain committed to the system. For example, if a business rule violation occurs on row 781 of the input file, only the first 750 rows of data from the input file are committed to the system.

Errors will be structured as follows:

Figure 5-2 Upload/Download Error Example

