



Guide 17

Generator Fuel and Emissions Reporting User's Guide

Issued: August 2024

Version: 6.0

Effective Date: 08/05/2024

Recertified: 08/05/2024

**Prepared By: Energy Markets and Operations and Reliability
Products**

New York Independent System Operator
10 Krey Boulevard
Rensselaer, NY 12144
(518) 356-6060
www.nyiso.com

Disclaimer: The information contained within this guide, along with other NYISO manuals and guides, is intended to be used for information purposes only, and is subject to change. The NYISO is not responsible for the user's reliance on these publications, or for any erroneous or misleading material.

©Copyright 1999-2024 New York Independent System Operator

Table of Contents

REVISION HISTORY.....	IV
RELATION OF THIS GUIDE TO NYISO’S TARIFFS AND AGREEMENTS	1
1. INTRODUCTION.....	2
1.1. What is the Generator Fuel and Emissions Reporting?	2
1.2. NERC IRO-010 and TOP-003 Data Spec	2
1.3. Digital Certificates	2
1.4. Market Participants Administrative Tasks	3
1.4.1. <i>User Privileges.....</i>	3
1.4.2. <i>Assigning a Generator to a User.....</i>	3
1.5. Support.....	3
1.5.1. <i>Contacting NYISO Stakeholder Services</i>	3
1.5.2. <i>Establishing Fuel Reporting Groups</i>	4
2. SUBMITTING A SURVEY THROUGH A WEB BROWSER	5
2.1. Accessing the GFER System through the Web Browser.....	5
2.2. Submitting the Annual Survey.....	6
2.3. Annual Survey Questions	6
2.4. Submitting the Weekly Survey	33
2.5. Weekly Survey Questions.....	34
3. SUBMITTING AND RETRIEVING THE WEEKLY SURVEY USING THE API.....	44
3.1. API Overview.....	44
3.1.1. <i>Operations</i>	44
3.1.2. <i>Authentication</i>	44
3.2. Survey Representation	44
3.3. Submission of Weekly Survey	45
3.3.1. <i>Survey Request Format</i>	45
3.4. Retrieve the latest survey submission	48
3.4.1. <i>Request Format.....</i>	49
3.5. Weekly Survey Field Definitions.....	50

Revision History

Version	Effective Date	Revisions
1.0	11/06/2015	Initial Release
2.0	09/22/2017	Recertification and Template Update
3.0	6/27/2019	CRF_001035_GFER Annual and Weekly Survey Updates
3.1	08/10/2020	B688_GFER Annual and Weekly Survey Updates
3.1	11/06/2020	Recertification
3.2	05/05/2022	Sharing GFER data with TOPs
3.2	10/04/2022	Recertified
4.0	03/31/2023	Adding language to align with NERC Standards that take effect 4/1/23
5.0	05/14/2024	B803 Reliability Compliance Annual and Weekly Survey Updates
6.0	08/05/2024	<p>Recertified</p> <p>Section 2.3</p> <ul style="list-style-type: none"> ➤ Added new questions to the Dual Fuel capability ➤ Added a reference to the Gold Book Table I-21 on the minimum and maximum temperatures ➤ Added a new question to provide Extreme Cold Weather Temperature ➤ Added a new question on air permits and renewal timeline ➤ Added a new question on the possibility and impact of sudden loss of natural gas or other fuel delivery to generator

Relation of this Guide to NYISO's Tariffs and Agreements

To the extent that information in this Generator Fuel and Emissions Reporting User Guide is inconsistent with the NYISO's tariffs or agreements, the NYISO's tariffs and agreements shall control. This guide is intended solely for informational purposes and is subject to change.

Capitalized terms used in this guide shall have the meanings established in this guide and shall neither define nor prescribe a party's rights or obligations under the NYISO's tariffs or agreements.

1. Introduction

1.1. What is the Generator Fuel and Emissions Reporting?

The Generator Fuel and Emissions Reporting (GFER) is the platform used by Market Participants to submit fuel and emissions information. This exchange of information gives the NYISO and the Transmission Operators (TOPs) more visibility into fuel and emissions availability and limitations of the NY generation fleet.

The GFER system allows the users to exchange data in one of the following two ways:

1. Through a web interface that allows the user to enter information and submit the information to the NYISO and the TOPs using the web browser.
2. Through an API allowing users to develop their own custom applications, which can be used to automate the data submission process. Please note that this option is for the Weekly Survey only.

1.2. NERC IRO-010 and TOP-003 Data Spec

The NERC IRO-010 and TOP-003 require each Transmission Operator to maintain a documented specification for the data necessary for it to perform its Operational Planning Analyses, real-time monitoring, and real-time Assessments. This includes provisions for notification of BES generating unit(s) during local forecasted cold weather events. In addition to information requested by the NYISO, this User Guide and the GFER Survey include the procedure for NYISO to collect the required data from BES Generating unit(s) during local forecasted cold weather events.

1.3. Digital Certificates

All users must have a valid digital certificate installed on their computer in order to access the GFER application.

For information related to the installation and usage of digital certificates, please see section 4.4 of the *Market Participants User Guide* (MPUG) available from the NYISO Web site at the following URL:

<https://www.nyiso.com/manuals-tech-bulletins-user-guides>

1.4. Market Participants Administrative Tasks

In order to access the GFER application users will need to be assigned the necessary user privileges and assigned to the required generators. The MIS administrator for an organization will need to update their user's configuration as noted below in sections 1.4.1 and 1.4.2 in order to allow the user to access the GFER application and submit data for a generator.

1.4.1. User Privileges

In order to submit fuel and emissions information, the Market Participant Administrator will need to assign users the new privilege "GFER - Report Generator Fuel and Emissions". To assign this privilege the administrator should select the User Details option and then the Add Privilege option displayed on the screen.

For additional information on assigning user privileges, see section 7.2 of the *Market Participants User Guide* (MPUG).

1.4.2. Assigning a Generator to a User

In order to submit fuel and emission information for a given generator the user must be authorized for the generator. To authorize a user to a generator the Market Participant Administrator should select on the screen the User Details option then the Generators tab at the bottom of the screen. This will present the administrator with a list of any generators currently assigned to the user and options for adding or deleting any generator assignments. For additional information on assigning generators to a user, see section 7.2 of the *Market Participants User Guide* (MPUG.)

1.5. Support

1.5.1. Contacting NYISO Stakeholder Services

Stakeholder Services help desk is available to address any GFER inquiries:

8:00 a.m. until 5:00 p.m., Monday through Friday

Phone: 518-356-6060

E-mail: stakeholder_services@nyiso.com

Fax: 518-356-6146

The Help Desk telephone will be answered 24-hours-a-day to address urgent, real-time issues, such as problems with access to GFER.

1.5.2. Establishing Fuel Reporting Groups

Generators desiring to report fuel and emissions data using a fuel group should contact NYISO Stakeholder Services to inquire as to the possibility of establishing a fuel-reporting group.

2. Submitting a Survey through a Web Browser

Market Participants have the capability to submit fuel and emissions information through a web based user interface. This section of the user guide provides details for how to submit both the Annual and Weekly surveys through the web interface

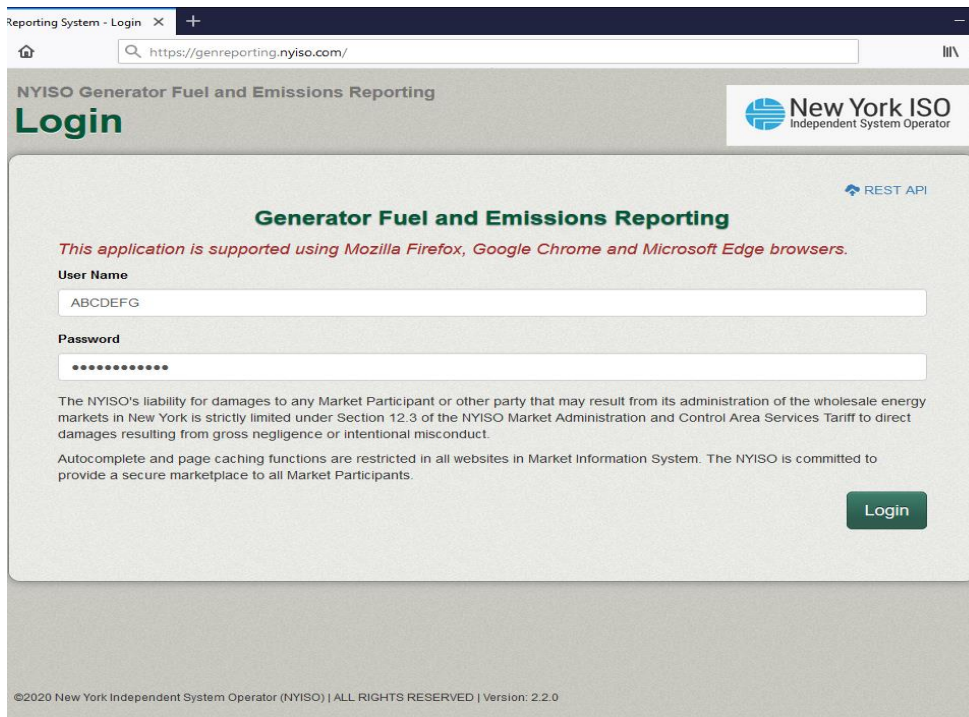
2.1. Accessing the GFER System through the Web Browser

When accessing the GFER system you must use one of the following web browsers:

1. Mozilla Firefox
2. Google Chrome
3. Microsoft Edge

In your preferred browser go to <https://genreporting.nyiso.com/> which will bring you to the log in screen. Once there enter your User Name and Password then click the 'Login' button. You will now be able to begin the submission process.

Figure 1: Logging into the Generator Fuel and Emissions Reporting System



Reporting System - Login x +

https://genreporting.nyiso.com/

NYISO Generator Fuel and Emissions Reporting

Login

New York ISO
Independent System Operator

REST API

Generator Fuel and Emissions Reporting

This application is supported using Mozilla Firefox, Google Chrome and Microsoft Edge browsers.

User Name

ABCDEFGH

Password

.....

The NYISO's liability for damages to any Market Participant or other party that may result from its administration of the wholesale energy markets in New York is strictly limited under Section 12.3 of the NYISO Market Administration and Control Area Services Tariff to direct damages resulting from gross negligence or intentional misconduct.

Autocomplete and page caching functions are restricted in all websites in Market Information System. The NYISO is committed to provide a secure marketplace to all Market Participants.

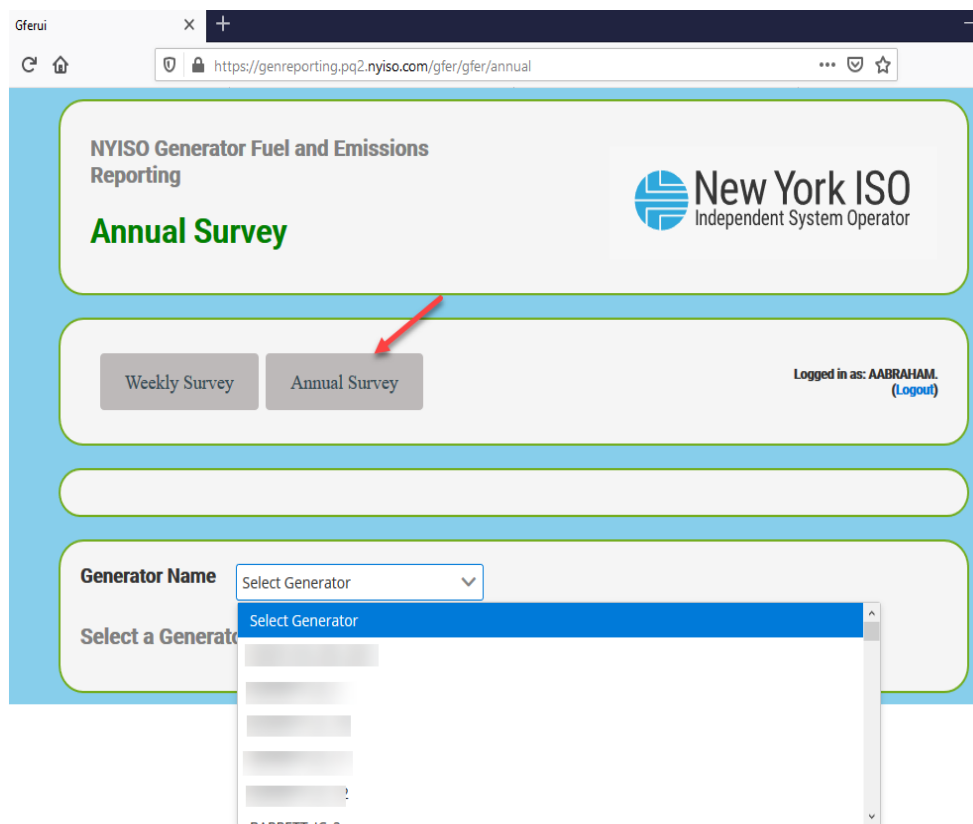
Login

©2020 New York Independent System Operator (NYISO) | ALL RIGHTS RESERVED | Version: 2.2.0

2.2. Submitting the Annual Survey

After logging into the system, you have the option to access the Annual or Weekly Surveys. When you select 'Annual Survey', the main page for the Annual Survey will display. Next, select the Generator you would like to report data for, and begin the survey. Should you require assistance while completing your survey, please see section 2.3 for more detailed information for each survey question.

Figure 2: Retrieving the Annual Survey



Once your data entry has been completed, select the "Save and Submit" button, which will transmit the survey to the NYISO and the TOPs. Please note the following:

1. You do not need to complete the survey all at once. Select the 'Save' button and you will be able to return to your survey data when you are ready to submit it.
2. The system automatically logs the user out if the survey page sits idle for 60 minutes, save periodically to save your data entry.

2.3. Annual Survey Questions

Please note not all fields may be visible as survey questions are dynamically hidden based on the generator's primary fuel method and dual fuel capability.

Figure 3: Annual Survey Field Definitions

Question Text	Data Type	Description & Special Processing (where applicable)	Possible Values
Generator Name	Dropdown		
Primary Fuel Type <i>(The survey displays different sections based on response for this field.)</i>	List	User must select value.	<ul style="list-style-type: none"> • Natural Gas • #2 Oil • ULSD • #6 Oil • Kero • ULSK • Butane • Coal • Uranium • Water • #4 Oil • Energy Storage • Other (this would include wind, wood, tires, refuse, biomass, etc.)
Explain (Optional)	Free Text	Used to explain 'Other' 100 Character Max Can also be used regardless of Fuel Type	

Question Text	Data Type	Description & Special Processing (where applicable)	Possible Values
<p>Dual Fuel Capable? <i>(The survey displays different sections based on response for this field.)</i> <i>(This information will be used to inform the dual fuel capability of units in the NYISO Load and Capacity “Gold Book”)</i></p> <p><i>(Note: The NYISO Gold Book includes the following two Capability Periods; the Summer Capability period is from May 1 to October 31 of the following year. The Winter Capability period is from November 1 of the current year to April 30 of the following year).</i></p>	Radio Buttons		'Yes' or 'No'

Question Text	Data Type	Description & Special Processing (where applicable)	Possible Values
<p>Does the capability defined in the state-administered air permits (Title V) differ from your response to the above question?</p> <p><i>(This field is required. If you choose 'Yes', a text box will appear for you to provide additional details. Selecting 'No' will hide the text box, as no further explanation is necessary.)</i></p>	Radio Buttons		'Yes' or 'No'
<p>Please explain how your facility's fuel utilization plans differ from those specified in your current air permit.</p>	Free text(3900)	Used to explain 'Yes'	
<p>Do you have any staff on Hand at Generation Site 24/7?</p>	Radio Buttons		'Yes' or 'No'
<p>Max Capability on Primary Fuel – Summer (MW)</p>	Numeric	Positive Max 5 digits total one point after the decimal	XXXX.X
<p>Max Capability on Primary Fuel – Winter (MW)</p>	Numeric	Positive Max 5 digits total one point after the decimal	XXXX.X
<p>Primary Fuel Under Guaranteed Delivery Contract?</p>	Radio Buttons		'Yes' or 'No'

Question Text	Data Type	Description & Special Processing (where applicable)	Possible Values
<p>Winter Preparation – Adverse/Cold Weather</p> <p><i>(Are winter preparation procedures in place and activities performed for this resource to ensure reliable operation in adverse/cold weather, in conjunction with the most recent NERC Standards, Guidelines, etc.?)</i></p>	Radio Buttons	* Question is shown by hovering over the information button.	'Yes' or 'No'
<p>Winter Preparation – Freeze Protection?</p> <p><i>(Do the winter preparation procedures include implementing freeze protection measures and technology (installing wind breaks or air intake snow filters) and performing periodic adequate maintenance and inspection of freeze protection elements (heat tracing equipment and thermal insulation)?)</i></p>	Radio Buttons	*Question is shown by hovering over the information button.	'Yes' or 'No'
<p>Winter Preparation – Annual Operator Awareness Training?</p> <p><i>(Does winter-specific and plant-specific operator awareness training occur annually?)</i></p>	Radio Buttons		'Yes' or 'No'
<p>If the answer to any of the above Winter Preparation questions is 'No' please explain.</p>	Free text(3900)	Used to explain 'No'	

Question Text	Data Type	Description & Special Processing (where applicable)	Possible Values
<p>– Maximum Temperature <i>(What is the maximum temperature specification of the generating unit in °F?)</i></p>	Character		-200 to 200
<p>Referring to the Daily Maximum temperatures for the respective zones the generator is located in or nearest to (for external ICAP suppliers) from Table 1-21: Historical NYCA Peak Day Weather Distributions of the NYISO Load & Capacity Data Report (Gold Book), which weather conditions can this generating unit not operate in?</p>	Character	Five Radio Buttons	<ul style="list-style-type: none"> • Less than 10th • 10th • Baseline • 90th • 99th and greater
<p>– Minimum Temperature ** <i>(What is the minimum temperature specification of the generating unit in °F?)</i></p>	Character		-200 to 200

Question Text	Data Type	Description & Special Processing (where applicable)	Possible Values
<p>Referring to the Daily Minimum temperatures for the respective zones the generator is located in or nearest to (for external ICAP suppliers) from Table 1-21: Historical NYCA Peak Day Weather Distributions of the NYISO Load & Capacity Data Report (Gold Book), which weather conditions can this generating unit not operate in?</p>	Character	Five Radio Buttons	<ul style="list-style-type: none"> • Less than 10th • 10th • Baseline • 90th • 99th and greater
<p>Limiting factor that drives min max temperature specification. <i>(Please make a selection from the given three options and also provide an additional explanation in the "Explanation for generators minimum and maximum temperature" field soon after this question. NERC EOP-012)</i></p>	Radio Buttons	Three Radio Buttons	<ul style="list-style-type: none"> • Design temperature, and if available, the concurrent wind speed and precipitation • Historical operating temperature at least one hour in duration, and if available, the concurrent wind speed and precipitation • Current cold weather performance temperature determined by an engineering analysis, which includes the concurrent wind speed and precipitation.
<p>Explanation for generators minimum and maximum temperature</p>	Free text	3900 character limit	
<p>What is your location's Extreme Cold Weather Temperature (ECWT) with the hover text: (See NERC Standard EOP-012 and/or the guideline Calculating Extreme Cold Weather Temperature)</p>	Numeric	value cannot be less than -200 and more than 200	

Question Text	Data Type	Description & Special Processing (where applicable)	Possible Values
<p>Specification Driver Limitation <i>(What is the most limiting element that drives this specification (Fuel supply, Protection scheme, thermal degradation, equipment damage, etc.)? Is this specification the most accurate information regarding the performance expectations of the generating unit? How have these aspects been included in the resources winter preparation planning? Please limit the response to 3900 characters.)</i></p>	Free text	3900 character limit	
<p>Extreme Weather – Additional Limitations <i>(Are there any other specific limitations on the operation and/or capability of this resource that are anticipated due to extreme temperature and/or weather? Has this generating unit ever experienced cold weather related issues which impacted the availability of the resource? If so please explain. Please limit the response to 3900 characters.)</i></p>	Free text	3900 character limit	
Gas Fuel Information Header			

Question Text	Data Type	Description & Special Processing (where applicable)	Possible Values
Approximate Full Load Net Heat Rate – Gas (mmBtu/MWh) <i>(For converting, simply divide a heat rate expressed in Btu/kWh by 1,000 to get MMBtu/MWh.)</i>	Numeric	Positive Max 4 digits total two digits to the right of the decimal point	XX.XX
Pipeline Contract Information Sub Header			
Gas Pipeline Algonquin			
Gas Nomination Contract Type for Algonquin	Free text	Optional max 100 characters	
Gas Nomination Receipt Point for Algonquin	Free text	Optional max 100 characters	
Gas Nomination Delivery Point for Algonquin	Free text	Optional max 100 characters	
Gas Nomination Contract Begin Date for Algonquin	Free text	Optional max 100 characters	
Gas Nomination Contract End Date for Algonquin	Free text	Optional max 100 characters	
Gas Nomination Dekatherms Per Unit for Algonquin	Free text	Optional max 100 characters	
Gas Nomination MW Equivalent for Algonquin	Free text	Optional max 100 characters	
Gas Pipeline Columbia			
Gas Nomination Contract Type for Columbia	Free text	Optional max 100 characters	
Gas Nomination Receipt Point for Columbia	Free text	Optional max 100 characters	
Gas Nomination Delivery Point for Columbia	Free text	Optional max 100 characters	
Gas Nomination Contract Begin Date for Columbia	Free text	Optional max 100 characters	

Question Text	Data Type	Description & Special Processing (where applicable)	Possible Values
Gas Nomination Contract End Date for Columbia	Free text	Optional max 100 characters	
Gas Nomination Dekatherms for Columbia	Free text	Optional max 100 characters Value per unit	
Gas Nomination MW Equivalent for Columbia	Free text	Optional max 100 characters	
Gas Pipeline Dominion			
Gas Nomination Contract Type for Dominion	Free text	Optional max 100 characters	
Gas Nomination Receipt Point for Dominion	Free text	Optional max 100 characters	
Gas Nomination Delivery Point for Dominion	Free text	Optional max 100 characters	
Gas Nomination Contract Begin Date for Dominion	Free text	Optional max 100 characters	
Gas Nomination End Date for Dominion	Free text	Optional max 100 characters	
Gas Nomination Dekatherms for Dominion	Free text	Optional max 100 characters Value per unit	
Gas Nomination MW Equivalent for Dominion	Free text	Optional max 100 characters	
Gas Pipeline Empire			
Gas Nomination Contract Type for Empire	Free text	Optional max 100 characters	
Gas Nomination Receipt Point for Empire	Free text	Optional max 100 characters	
Gas Nomination Delivery Point for Empire	Free text	Optional max 100 characters	
Gas Nomination Contract Begin Date for Empire	Free text	Optional max 100 characters	
Gas Nomination Contract End Date for Empire	Free text	Optional max 100 characters	

Question Text	Data Type	Description & Special Processing (where applicable)	Possible Values
Gas Nomination Dekatherms for Empire	Free text	Optional max 100 characters Value per unit	
Gas Nomination MW Equivalent for Empire	Free text	Optional max 100 characters	
Gas Pipeline Iroquois			
Gas Nomination Contract Type for Iroquois	Free text	Optional max 100 characters	
Gas Nomination Receipt Point for Iroquois	Free text	Optional max 100 characters	
Gas Nomination Delivery Point for Iroquois	Free text	Optional max 100 characters	
Gas Nomination Contract Begin Date for Iroquois	Free text	Optional max 100 characters	
Gas Nomination Contract End Date for Iroquois	Free text	Optional max 100 characters	
Gas Nomination Dekatherms for Iroquois	Free text	Optional max 100 characters Value per unit	
Gas Nomination MW Equivalent	Free text	Optional max 100 characters	
Gas Pipeline Millennium			
Gas Nomination Contract Type for Millennium	Free text	Optional max 100 characters	
Gas Nomination Receipt Point for Millennium	Free text	Optional max 100 characters	
Gas Nomination Delivery Point for Millennium	Free text	Optional max 100 characters	
Gas Nomination Contract Begin Date for Millennium	Free text	Optional max 100 characters	
Gas Nomination Contract End Date for Millennium	Free text	Optional max 100 characters	
Gas Nomination Dekatherms for Millennium	Free text	Optional max 100 characters Value per unit	

Question Text	Data Type	Description & Special Processing (where applicable)	Possible Values
Gas Nomination MW Equivalent for Millennium	Free text	Optional max 100 characters	
Gas Pipeline National Fuel			
Gas Nomination Contract Type for National Fuel	Free text	Optional max 100 characters	
Gas Nomination Receipt Point for National Fuel	Free text	Optional max 100 characters	
Gas Nomination Delivery Point for National Fuel	Free text	Optional max 100 characters	
Gas Nomination Contract Begin Date for National Fuel	Free text	Optional max 100 characters	
Gas Nomination Contract End Date for National Fuel	Free text	Optional max 100 characters	
Gas Nomination Dekatherms for National Fuel	Free text	Optional max 100 characters Value per unit	
Gas Nomination MW Equivalent for National Fuel	Free text	Optional max 100 characters	
Gas Pipeline Tennessee			
Gas Nomination Contract Type for Tennessee	Free text	Optional max 100 characters	
Gas Nomination Receipt Point for Tennessee	Free text	Optional max 100 characters	
Gas Nomination Delivery Point for Tennessee	Free text	Optional max 100 characters	
Gas Nomination Contract Begin Date for Tennessee	Free text	Optional max 100 characters	
Gas Nomination Contract End Date for Tennessee	Free text	Optional max 100 characters	
Gas Nomination Dekatherms for Tennessee	Free text	Optional max 100 characters Value per unit	

Question Text	Data Type	Description & Special Processing (where applicable)	Possible Values
Gas Nomination MW Equivalent for Tennessee	Free text	Optional max 100 characters	
Gas Pipeline Texas Eastern			
Gas Nomination Contract Type for Texas Eastern	Free text	Optional max 100 characters	
Gas Nomination Receipt Point for Texas Eastern	Free text	Optional max 100 characters	
Gas Nomination Delivery Point for Texas Eastern	Free text	Optional max 100 characters	
Gas Nomination Contract Begin Date for Texas Eastern	Free text	Optional max 100 characters	
Gas Nomination Contract End Date for Texas Eastern	Free text	Optional max 100 characters	
Gas Nomination Dekatherm for Texas Eastern	Free text	Optional max 100 characters Value per unit	
Gas Nomination MW Equivalent for Texas Eastern	Free text	Optional max 100 characters	
Gas Pipeline Transco			
Gas Nomination Contract Type for Transco	Free text	Optional max 100 characters	
Gas Nomination Receipt Point for Transco	Free text	Optional max 100 characters	
Gas Nomination Delivery Point for Transco	Free text	Optional max 100 characters	
Gas Nomination Contract Begin Date for Transco	Free text	Optional max 100 characters	
Gas Nomination Contract End Date for Transco	Free text	Optional max 100 characters	
Gas Nomination Dekatherms for Transco	Free text	Optional max 100 characters Value per unit	

Question Text	Data Type	Description & Special Processing (where applicable)	Possible Values
Gas Nomination MWh Equivalent for Transco	Free text	Optional max 100 characters	
Minimum Gas Pressure Required to Operate Unit (PSI)	Numeric	Greater than or equal to 0 Max 5 digits	XXXXX
Please describe the possibility and impact of the sudden loss of natural gas or other fuel delivery systems to your generator (i.e. – Are you aware of any single point of failure at the facility/pipeline/LDC that would result in the common-mode failure of the fuel delivery system? Are you directly connected and able to switch to another pipeline if your primary fails?	text	Max 3900 characters	
Primary Non-Gas Fuel Information Header			
Primary Non Gas Fuel Type	Drop down		<ul style="list-style-type: none"> • #2 Oil • ULSD • #6 Oil • Kero • ULSK • Butane • Coal • Uranium • Water • #4 Oil • Energy Storage • Other (this would include wind, wood, tires, refuse, biomass, etc.)
Explain (optional)	Free text	Optional max 100 characters	

Question Text	Data Type	Description & Special Processing (where applicable)	Possible Values
Approximate Full Load Heat Rate – Primary Non-Gas Fuel (mmBtu/MWh) <i>(For converting, simply divide a heat rate expressed in Btu/kWh by 1,000 to get MMBtu/MWh.)</i>	Numeric	Positive Max 7 digits, max two point to the right of the decimal	XXXXX.XX
Heat Rate at minimum generation – Primary Non-Gas Fuel (mmBtu/MWh) <i>(For converting, simply divide a heat rate expressed in Btu/kWh by 1,000 to get MMBtu/MWh.)</i>	Numeric	Positive Max 7 digits, max two point to the right of the decimal	XXXXX.XX
Number of hours if running at minimum generation – Primary Non-Gas Fuel	Numeric	Positive Max 7 digits, max two point to the right of the decimal	XXXXX.XX
Fuel Storage Capacity – Primary Non-Gas Fuel (Gallons/Tons)	Numeric	Positive whole number Max 9 digits	XXXXXXXXXX
Useable amount (in Gallons/Tons)	Numeric	Positive whole number Max 9 digits	XXXXXXXXXX
Convert Max Usable Primary Non-Gas Fuel Inventory to Hours of Operation at Full Load	Numeric	Positive Max 7 digits, one point to the right of the decimal.	XXXXXX.X
Fuel Delivery Method – Primary Non-Gas Fuel	Dropdown		Barge Truck Rail Other
Explain (Optional)	Free Text	Used to explain ‘Other’ fuel delivery method Max 100 characters	
Do You Have an alternate Supplier for Primary Non-Gas Fuel?	Radio Buttons		‘Yes’ or ‘No’
Tanks/Yard Shared with Other Units – Primary Non-Gas Fuel	Radio Buttons		‘Yes’ or ‘No’

Question Text	Data Type	Description & Special Processing (where applicable)	Possible Values
Unit Name(s) That Share Tanks/Yard – Primary Non-Gas Fuel	Free Text	Optional Max 100 Characters	
Can Primary Non-Gas fuel be replenished faster than consumed at full load?	Radio Buttons	Optional	'Yes' or 'No'
Fuel Delivery Capacity – Primary Non-Gas Fuel (Gallons/Tons)	Numeric	Greater than or equal to 0 Whole Number Max 7 digits	XXXXXXX
Max Deliveries per Day – Primary Non-Gas Fuel	Numeric	Greater than or equal to 0 Whole Number Max 5 digits	XXXXX
Explain (Optional)	Free Text	Optional Max 100 Characters	
Delivery Lead Time – Primary Non-Gas Fuel (Hours) <i>(This question refers to the Physical Capability of your Facility. The answer may be variable or dependent on other factors so please use the optional Explain text box to provide pertinent information as necessary.)</i>	Numeric	Greater than or equal to 0 Whole Number Max 5 digits	XXXXX
Explain (Optional)	Free Text	Optional Max 100 Characters	
Secondary Non-Gas Fuel Information Header			

Question Text	Data Type	Description & Special Processing (where applicable)	Possible Values
Secondary Non Gas Fuel Type	Dropdown		<ul style="list-style-type: none"> • #2 Oil • ULSD • #6 Oil • Kero • ULSK • Butane • Coal • Uranium • Water • #4 Oil • Energy Storage • Other (this would include wind, wood, tires, refuse, biomass, etc.)
Approximate Full Load Heat Rate – Secondary Non-Gas Fuel (mmBtu/MWh) <i>(For converting, simply divide a heat rate expressed in Btu/kWh by 1,000 to get MMBtu/MWh.)</i>	Numeric	Positive Max 7 digits two to the right of the decimal	XXXXXX.XX
Heat rate at minimum generation – Secondary Non-Gas Fuel (mmBtu/MWh) <i>(For converting, simply divide a heat rate expressed in Btu/kWh by 1,000 to get MMBtu/MWh.)</i>	Numeric	Positive Max 4 digits, 2 digits to the left & two digits to the right of the decimal.	XX.XX
Number of hours if running at minimum generation – Secondary Non-Gas Fuel Information	Numeric	Positive 7 digits, one point to the right of the decimal	XXXXXXX.X
Fuel Storage Capacity – Secondary Non-Gas Fuel (Gallons/Tons)	Numeric	Positive Max 9 digits Whole Number	XXXXXXXXXX
Useable amount (in gallons) – Secondary Non-Gas Fuel	Numeric	Positive Max 9 digits Whole Number	XXXXXXXXXX

Question Text	Data Type	Description & Special Processing (where applicable)	Possible Values
Convert Max Usable Secondary Non-Gas Fuel Inventory to Hours of Operation at Full Load	Numeric	Positive Max 7 digits One point to the right of the decimal	XXXXXX.X
Fuel Delivery Method – Secondary Non-Gas Fuel	Dropdown		<ul style="list-style-type: none"> • Barge • Truck • Rail • Other
Do You Have an alternate Supplier for Secondary Non-Gas Fuel?	Radio Buttons		'Yes' or 'No'
Tanks/Yard Shared with Other Units – Primary Non-Gas Fuel	Radio Buttons		'Yes' or 'No'
Unit Name(s) That Share Tanks/Yard – Secondary Non-Gas Fuel	Free text	Optional Max 100 Characters	
Can Secondary Non-Gas Fuel be replenished faster than consumed at full load?	Radio Buttons		'Yes' or 'No'
Fuel Delivery Capacity – Secondary Non-Gas Fuel (Gallons/Tons)	Numeric	Optional Whole number greater than or equal to 0 Max 7 digits	XXXXXXX
Max Deliveries per Day – Secondary Non-Gas Fuel <i>(This question refers to the Physical Capability of your Facility. The answer may be variable or dependent on other factors so please use the optional Explain text box to provide pertinent information as necessary.)</i>	Numeric	Optional Whole Number greater than or equal to 0 Max 5 digits	XXXXX

Question Text	Data Type	Description & Special Processing (where applicable)	Possible Values
Delivery Lead Time – Secondary Non-Gas Fuel (Hours) <i>(This question refers to the Physical Capability of your Facility. The answer may be variable or dependent on other factors so please use the optional Explain text box to provide pertinent information as necessary.)</i>	Numeric	Optional Whole Number greater than or equal to 0 Max 5 digits	XXXXXX
Dual Fuel Information Header			
Alternate Fuel Type	Dropdown		<ul style="list-style-type: none"> • #2 Oil • ULSD • #6 Oil • Kero • ULSK • Butane • Coal • Uranium • Water • #4 Oil • Energy Storage • Other (this would include wind, wood, tires, refuse, biomass, etc.)
Explain (Optional)	Free text	Used to explain 'Other' Max 100 characters	
Max Capability on Alternate Fuel – Summer (MW)	Numeric	Positive 5 digits, one point to the right of the decimal	XXXX.X
Max Capability on Alternate Fuel – Winter (MW)	Numeric	Positive 5 digits, one point to the right of the decimal	XXXX.X
Alternate Fuel Under Guaranteed Delivery Contract?	Radio Buttons		'Yes' or 'No'
Has Unit Ran on Alternate Fuel in the Past 3 Years	Radio Buttons		'Yes' or 'No'

Question Text	Data Type	Description & Special Processing (where applicable)	Possible Values
Date Unit Last Ran on Alternate Fuel (MM/DD/YYYY) <i>(01/01/1970 denotes that no answer was found for this question.)</i>	Date/time selector box		MM/DD/YYYY
Were you successful Running Alternate Fuel on the Date in Response to the Previous Question	Radio Buttons		'Yes' or 'No'
How Long Does It Take to Switch Fuels (Mins)?	Numeric	Positive 5 digits	
Can You Burn Two Fuels Simultaneously?	Radio Buttons		'Yes' or 'No'
Auto Switch Capable?	Radio Buttons		'Yes' or 'No'
Operating Capability of Unit While Switching Fuels (MW)	Numeric	Positive 5 digits, one point to the right of the decimal	XXXX.X
Can you start on alternate fuel?	Radio Buttons		'Yes' or 'No'
# of Hours to Cold Start Unit on Alternate Fuel	Numeric	Positive 5 digits, one to the right of the decimal	XXXX.X
Emissions – General Questions Header			
Year Plant Was Built	Numeric	Optional 4 digits	YYYY
BTA (Best Technology Available) Sub Header			
Is BTA applicable? If not, skip to the next section (SPDES)	Radio Buttons		'Yes' or 'No'
Strategy For Meeting BTA	Drop Down		<ul style="list-style-type: none"> • Cooling Tower • Fish Deterrent • Protection Technology • Other
Explain BTA Strategy	Free text	Max 100 characters Used to explain 'Other'	

Question Text	Data Type	Description & Special Processing (where applicable)	Possible Values
Capacity Factor Exemption	Free text	Optional Max 100 characters	
Average Time Frame (Over 5 Years, etc.)	Free text	Optional Max 100 characters	
Is There a Limit When Impingement or Entrapment is Above a Certain Level?	Radio Buttons		'Yes' or 'No'
If 'Yes' What Are These Limitations?	Free text	Used to Explain 'Yes'	
What Are Some Examples of When You Have Had This Kind of a Situation Arise? (Limiting Due to Entrapment, etc.)	Free text	Optional Max 3900 characters	
SPDES (State Pollution Discharge Elimination Permit System)			
Sub Header			
Do You Have a Closed Cycle Cooling Tower?	Radio Buttons		'Yes' or 'No'
Limitations On Water Temperature Discharge	Free text	Optional Max 100 characters	
Limitations On Heat Discharge	Free text	Optional Max 100 characters	
What is the expiration date of your currently valid air permit?	Date/time selector box	User must select Date, Hour and Minute using date time selector box	MM/DD/YYYY
If your air permit is due for renewal, what is the status and expected timeline of the air permit renewal application? Please explain? (For example, renewal application must be submitted at least 180 days before the current permit's expiration, as required by 6 NYCRR Subpart 201-6.2(a)(4) or 201-5.2(c).)	Free text	Max 3900 characters	

Question Text	Data Type	Description & Special Processing (where applicable)	Possible Values
Emissions – Primary Fuel Header			
NOx RACT Sub Header			
Minor Unit Classification	Free text	Optional Max 100 characters	
NOx Limit (Effectively July 1)	Free text	Optional Max 100 Characters	
How is NOx measured	Dropdown	Optional Can check more than one	<ul style="list-style-type: none"> • Rolling Cap • Stack Test Average • Max Test • Other
Explain (Optional)	Free text	Max 100 Characters Used to explain ‘Other’	
BART (Applies if Built 1964-1977) Sub Header			
Is Unit Exempt? (Exempt if Below 250 Tons/Yr)	Radio Buttons	Optional	‘Yes’ or ‘No’
Have You Installed BART?	Radio Buttons	Optional	‘Yes’ or ‘No’
If You Have Not Installed BART, What Are Your NOx Emission Limit?	Numeric	Optional Max 100 Characters	‘Yes’ or ‘No’
If You Have Not Installed BART, What Are Your SO2 Emission Limit?	Numeric	Optional	‘Yes’ or ‘No’
Are There Any BART Conditions That Apply to Your Unit That Limit Particulate	Radio Buttons	Optional	‘Yes’ or ‘No’
If There are Particulate Limits as a Result of BART Conditions, Please Identify Limits	Free text	Optional Max 100 Characters	
Title V (Oil Limits) Sub Header			

Question Text	Data Type	Description & Special Processing (where applicable)	Possible Values
What Are Your Hours/Year Limitation During Ozone Season	Free text	Optional Max 100 Characters	
What Are Your Hours/Day Limitation During Ozone Season	Free text	Optional Max 100 characters	
What Are Your Gallons/Year Limitation During Ozone Season	Free text	Optional Max 100 Characters	
What Are Your Hours/Year Limitation During Non-Ozone Season	Free text	Optional Max 100 Characters	
What Are Your Hours/Day Limitation During Non-Ozone Season	Free text	Optional Max 100 Characters	
What Are Your Gallons/Year Limitation During Non-Ozone Season	Free text	Optional Max 100 Characters	
Total Hours Ran on Oil during Q1 and Q2 prior year	Free text	Optional Max 100 Characters	
Total Gallons Ran on Oil during Q1 and Q2 prior year	Free text	Optional Max 100 Characters	
Non-Title V (Oil Limits) Sub Header			
Total Hours Ran on Oil during Q1 and Q2 prior year	Free text	Optional Max 100 Characters	
Total Gallons Ran on Oil during Q1 and Q2 prior year	Free text	Optional Max 100 Characters	
MATS Sub Header			
Are You Subject to MATS Limitation?	Radio Buttons		'Yes' or 'No'
Type of Oil/Coal Can Burn	Free text	Optional Max 100 characters	
Annual Heat Input Restrictions	Free text	Optional Max 100 characters	

Question Text	Data Type	Description & Special Processing (where applicable)	Possible Values
3Yr Average Heat Input Restriction	Free text	Optional Max 100 characters	
NYS Clean Air Mercury Rule Sub Header			
Emissions Rate	Free text	Optional Max 100 characters	
Have You Installed Controls?	Radio Buttons		'Yes' or 'No'
Are You Using Site Averaging?	Radio Buttons		'Yes' or 'No'
NAAQS (National Ambient Air Quality Standards for NO2 and SO2 Sub Header			
If There Are Criteria Pollutants Associated with Your Plant Please List	Free text	Optional Max 100 Characters	
How Are These Limitations Measured (Annual Mean; Annual Mean Averaged Over 3yrs, etc.)	Free text	Optional Max 100 Characters	
Is Your Unit Considered a Major Source?	Radio Buttons		'Yes' or 'No'
Are You Located in a Non-Attainment Zone?	Radio Buttons		'Yes' or 'No'
Have You Installed an SCR, SCNR, LNB, FGR, etc.?	Radio Buttons		'Yes' or 'No'
If 'Yes', Which Type?	Free text	Max 100 Characters Used to explain fuel type	
Emissions - Alternate Fuel Header			
NOx RACT Sub Header			
Minor Unit Classification	Free text	Optional Max 100 Characters	
NOx Limit (Effective July 1)	Free text	Optional Max 100 Characters	

Question Text	Data Type	Description & Special Processing (where applicable)	Possible Values
How is NOx measured	Check Box	Can check more than one	<ul style="list-style-type: none"> Rolling Cap Stack Test Average Max Test Other
Explain (Optional)	Free text	Used to explain 'Other' Max 100 Characters	
BART (Applies if Built 1964-1977) Sub Header			
Is Unit Exempt? (Exempts if Below 250 Tons/Yr)	Radio Buttons		'Yes' or 'No'
Have You Installed BART?	Radio Buttons		'Yes' or 'No'
If You Have Not Installed BART, What Are Your NOx Emission Limit?	Free text	Optional Max 100 characters	
If You Have Not Installed Bart, What Are Your SO2 Emissions Limit?	Free text	Optional Max 100 Characters	
Are There Any BART Conditions That Apply to Your Unit That Limit Particulate	Radio Buttons		"Yes' or 'No'
If There are Particulate Limits as a Result of BART Conditions, Please Identify Limits	Free text	Optional Max 100 Characters	
Title V(Oil Limits) Sub Header			
What Are Your Hours/Year Limitation During Ozone Season?	Free text	Optional Max 100 Characters	
What Are Your Hours/Day Limitation During Ozone Season?	Free text	Optional Max 100 Characters	
What Are Your Gallons/Year Limitation During Ozone Season?	Free text	Optional Max 100 Characters	

Question Text	Data Type	Description & Special Processing (where applicable)	Possible Values
What Are Your Hours/Year Limitation During Non-Ozone Season?	Free text	Optional Max 100 Characters	
What Are Your Hours/Day Limitation During Non-Ozone Season?	Free text	Optional Max 100 Characters	
What Are Your Gallons/Year Limitation During Non-Ozone Season?	Free text	Optional Max 100 Characters	
Total Hours Ran on Oil during Q1 and Q2 prior year	Free text	Optional Max 100 Characters	
Total Gallons Ran on Oil during Q1 and Q2 prior year	Free text	Optional Max 100 Characters	
Non-Title V (Oil Limits) Sub Header			
Total Hours Ran on Oil during Q1 and Q2 prior year	Free text	Optional Max 100 Characters	
Total Gallons Ran on Oil during Q1 and Q2 prior year	Free text	Optional Max 100 Characters	
MATS Sub Header			
Are You Subject to MATS limitation?	Radio Buttons		'Yes' or 'No'
Type of Oil/Coal Can Burn	Free text	Optional Max 100 Characters	
Annual Heat Input Restrictions	Free text	Optional Max 100 Characters	
3Yr Average Heat Input Restriction	Free text	Optional Max 100 Characters	
NYS Clean Air Mercury Rule Sub Header			
Emissions Rate	Free Text	Optional Max 100 Characters	
Have You Installed Controls?	Radio Buttons		'Yes' or 'No'
Are You Using Site Averaging?	Radio Buttons		'Yes' or 'No'

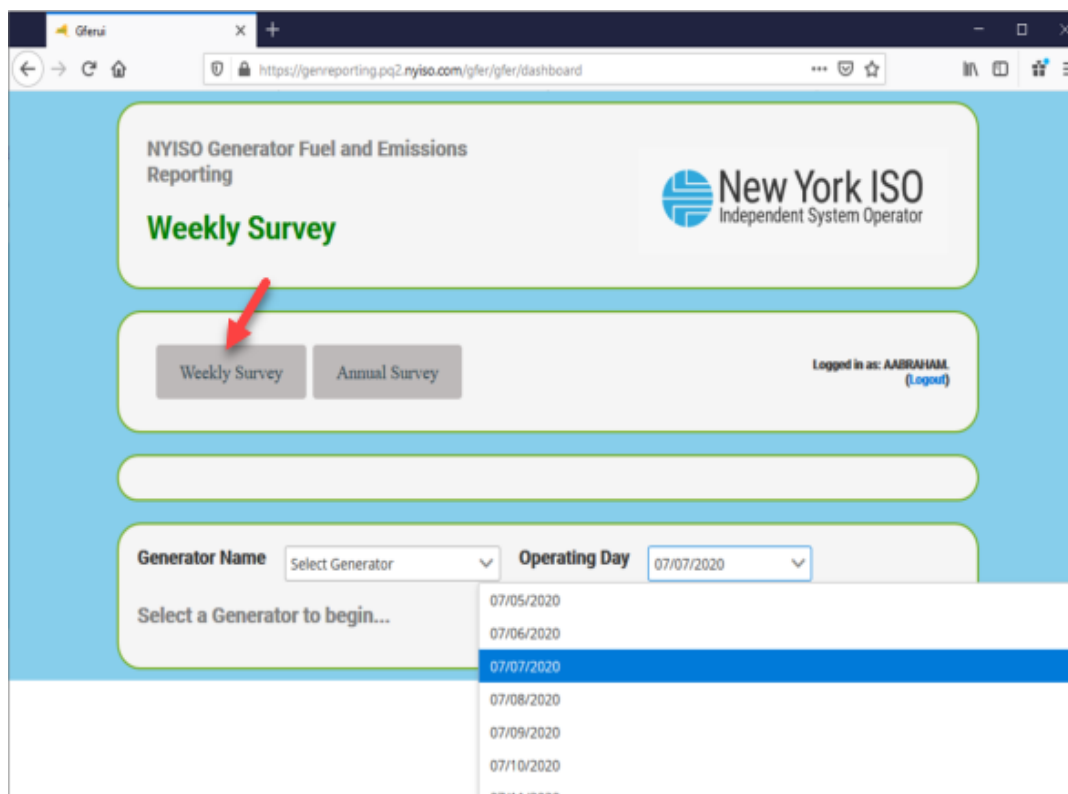
Question Text	Data Type	Description & Special Processing (where applicable)	Possible Values
NAAQS (National Ambient Air Quality Standards for NO2 and SO2 Sub Header			
If There Are Criteria Pollutants Associated with Your Plant Please List	Free text	Optional Max 100 Characters	
How Are These Limitations Measured (Annual Mean; Annual Mean Averaged Over 3yrs, etc.)	Free text	Optional Max 100 Characters	
Is Your Unit Considered a Major Source?	Radio Buttons		'Yes' or 'No'
Are You Located in a Non-Attainment Zone?	Radio Buttons		'Yes' or 'No'
Have You Installed an SCR, SCNR, LNB, FGR, etc?	Radio Buttons		'Yes' or 'No'
If 'Yes', Which Type?	Free text	Used to explain Fuel Type	
Additional Emissions Related Questions Header			
List Any Local Permits, Other Than Those Addressed Above, That Apply to Your Unit	Free text	Optional Max 100 Characters	
List Any US Core of Engineers Permits, Other Than Those Addressed Above, That Apply to Your Unit	Free text	Optional Max 100 Characters	
Out of All these Restrictions, which is The Most Restrictive for Your Units Capacity	Free text	Optional Max 100 Characters	
How Are You Monitoring Emissions?	Check box	Optional can select more than one	
Continuous Monitoring (CEM) Emissions Factors	Check box	Optional can select more than one	

Question Text	Data Type	Description & Special Processing (where applicable)	Possible Values
If Emission Factors are Used, What Factors Are Used To Report To The EPA	Free text	Max 100 Characters Used to explain emissions factor	
If Emission Factors are Used, What Factors Are Used To Report To The NYSDEC	Free text	Max 100 Characters Used to explain emissions factor	

2.4. Submitting the Weekly Survey

Once you are logged into GFER, select 'Weekly Survey'. You will then be directed to the Weekly Survey main page. Once there, select the applicable Generator and Operating Day, then begin your survey. Should you require assistance while completing your survey, please see section 2.5 for more detailed information for each survey question.

Figure 4: Retrieving the Weekly Survey



Once your data entry has been completed, select the “Save and Submit” button, which will transmit the survey to the NYISO and the TOPs. Please note the following:

1. The system automatically logs the user out if the survey page sits idle for 60 minutes, save periodically to save your data entry.
2. In the Weekly Survey, there is no “save” feature, you will need to complete your data entry and submit before that time has passed, or you will need to start from the beginning.

2.5. Weekly Survey Questions

Please note not all fields may be visible as survey questions are dynamically hidden based on the generator’s primary fuel method and dual fuel capability.

Figure 5: Weekly Survey Field Definitions

Question Text	Data Type	Description & Special Processing (where applicable)	Possible Values
Operating Day	Date/time selector box	Default value is next day Allowable dates range: <ul style="list-style-type: none"> • If current time is before 10:00 AM the user can select an Operating Day as early as the prior day. After 10:00 AM the user can select an Operating Day as early as the current day • The user can select an Operating Day as late as the current day plus five additional days. 	MM/DD/YYYY
Generator Name	Drop down		Generator Name
Generator Information Header			
3 rd Party Gas or Fuel Manager	Free text	Max 100 characters Can be blank	
Do you have staff on Hand at Generation site 24/7?	Radio Button		‘Yes’ or ‘No’
Gas Nominations Header			
<i>"Provide information for Gas Day representing the 10AM to 10AM gas nomination cycle beginning at 10AM on the selected operating day."</i>			

Question Text	Data Type	Description & Special Processing (where applicable)	Possible Values
Does the plant have natural gas fuel capability <i>This section applies only to natural gas fueled generation. If the plant is not gas fueled, select 'No' to skip to the next section."</i>	Radio Button		'Yes' or 'No'
Gas Nomination Pipeline Algonquin Sub Header			
Gas Nomination Pipeline Algonquin Nomination (Dekatherms)	Numeric	Greater than or equal to 0 9 digit max	XXXXXXXXXX
Gas Nomination Pipeline Algonquin Contract Type	Dropdown		'Firm' or 'Best Efforts'
Gas Nomination Pipeline Algonquin Delivery Point (Meters)	Free text	Max 100 characters Multiple Delivery Points for a single pipeline should be entered in the same line and separate by commas	
Gas Nomination Pipeline Columbia Sub Header			
Gas Nomination Pipeline Columbia Nomination(Dekatherms)	Numeric	Greater than or equal to 0 9 digit max	XXXXXXXXXX
Gas Nomination Pipeline Columbia Contract Type	Dropdown		'Firm' or 'Best Efforts'
Gas Nomination Pipeline Colombia Delivery Point (Meters)	Free text	Max 100 characters Multiple Delivery Points for a single pipeline should be entered in the same line and separate by commas	
Gas Nominations Pipeline Dominion Sub Header			
Gas Nominations Pipeline Dominion Nomination (Dekatherms)	Numeric	Greater than or equal to 0 9 digit max	XXXXXXXXXX
Gas Nominations Pipeline Dominion Contract Type	Dropdown		'Firm' or 'Best Efforts'
Gas Nominations Pipeline Dominion Delivery Point (Meters)	Free text	Max 100 characters Multiple Delivery Points for a single pipeline should be entered in the same line and separate by commas	
Gas Nominations Pipeline Empire Sub Header			
Gas Nominations Pipeline Empire Nomination (Dekatherms)	Numeric	Greater than or equal to 0 9 digit max	XXXXXXXXXX

Question Text	Data Type	Description & Special Processing (where applicable)	Possible Values
Gas Nominations Pipeline Empire Contract Type	Dropdown		'Firm' or 'Best Efforts'
Gas Nominations Pipeline Empire Delivery Point (Meters)	Free text	Max 100 characters Multiple Delivery Points for a single pipeline should be entered in the same line and separate by commas	
Gas Nominations Pipeline Iroquois Sub Header			
Gas Nominations Pipeline Iroquois Nomination (Dekatherms)	Numeric	Greater than or equal to 0 9 digit max	XXXXXXXXXX
Gas Nominations Pipeline Iroquois Contract Type	Dropdown		'Firm' or 'Best Efforts'
Gas Nominations Pipeline Iroquois Delivery Point (Meters)	Free text	Max 100 characters Multiple Delivery Points for a single pipeline should be entered in the same line and separate by commas	
Gas Nominations Pipeline Millennium Sub Header			
Gas Nominations Pipeline Millennium Nomination (Dekatherms)	Numeric	Greater than or equal to 0 9 digit max	XXXXXXXXXX
Gas Nominations Pipeline Millennium Contract Type	Dropdown		'Firm' or 'Best Efforts'
Gas Nominations Pipeline Millennium Delivery Point (Meters)	Free text	Max 100 characters Multiple Delivery Points for a single pipeline should be entered in the same line and separate by commas	
Gas Nominations Pipeline National Fuel Sub Header			
Gas Nominations Pipeline National Fuel Nomination (Dekatherms)	Numeric	Greater than or equal to 0 9 digit max	XXXXXXXXXX
Gas Nominations Pipeline National Fuel Contract Type	Dropdown		'Firm' or 'Best Efforts'
Gas Nominations Pipeline National Fuel Delivery Point (Meters)	Free text	Max 100 characters Multiple Delivery Points for a single pipeline should be entered in the same line and separate by commas	
Gas Nominations Pipeline Tennessee Sub Header			
Gas Nominations Pipeline Tennessee Nomination (Dekatherms)	Numeric	Greater than or equal to 0 9 digit max	XXXXXXXXXX

Question Text	Data Type	Description & Special Processing (where applicable)	Possible Values
Gas Nominations Pipeline Tennessee Contract Type	Dropdown		'Firm' or 'Best Efforts'
Gas Nominations Pipeline Tennessee Delivery Point (Meters)	Free text	Max 100 characters Multiple Delivery Points for a single pipeline should be entered in the same line and separate by commas	
Gas Nominations Pipeline Texas Eastern Sub Header			
Gas Nominations Pipeline Texas Eastern Nomination (Dekatherms)	Numeric	Greater than or equal to 0 9 digit max	XXXXXXXXXX
Gas Nominations Pipeline Texas Eastern Contract Type	Dropdown		'Firm' or 'Best Efforts'
Gas Nominations Pipeline Texas Eastern Delivery Point (Meters)	Free text	Max 100 characters Multiple Delivery Points for a single pipeline should be entered in the same line and separate by commas	
Gas Nominations Pipeline Transco Sub Header			
Gas Nominations Pipeline Transco Nomination (Dekatherms)	Numeric	Greater than or equal to 0 9 digit max	XXXXXXXXXX
Gas Nominations Pipeline Transco Contract Type	Dropdown		'Firm' or 'Best Efforts'
Gas Nominations Pipeline Transco Delivery Point (Meters)	Free text	Max 100 characters Multiple Delivery Points for a single pipeline should be entered in the same line and separate by commas	
Total Gas Nomination Converted to MWh "If unit did not nominate any gas, enter 0."	Numeric	Max 8 digits Must be a positive number	XXXXXXXXXX
Do you have sufficient gas scheduled to meet DAM schedule? (Base response on expected DAM schedule if submitting prior to posting of DAM schedule.)	Radio Buttons		'Yes' or 'No'
Non Gas Fuel Capability Header			

Question Text	Data Type	Description & Special Processing (where applicable)	Possible Values
<p>Does plant have non-natural gas fuel capability?</p> <p>"This section applies only to generation with a fuel capability other than natural gas. Units that are natural gas fueled only may select 'No' in response to the following question and skip to the next section."</p>	Radio Button		'Yes' or 'No'
Primary Non-Gas Fuel Type	Drop down		<ul style="list-style-type: none"> • #2 Oil • ULSD • #6 Oil • Kero • ULSK • Butane • Coal • Uranium • Water • #4 Oil • Energy Storage • Other (this would include, wind, wood, tires, refuse, biomass, etc.)
Date/Time of Current Fuel Inventory	Date/time selector box	User must select Date, Hour and Minute using date time selector box	

Question Text	Data Type	Description & Special Processing (where applicable)	Possible Values
<p>How much inventory was received since your last fuel survey (in MWh)?</p>	<p>Numeric</p>	<p>Max 7 digits</p> <p>Validation: Entries for this field will be validated against a Calculated Usable Fuel Converted to MWh value to determine a variance from the prior submitted survey.</p> <p>The system will determine a Calculated Usable Fuel Converted to MWh and then run a validation as the user updates this field.</p> <p>1. Calculated Usable Fuel Converted to MWh = Usable Fuel Converted to MWh (previous) + Inventory received since last fuel survey (MWh) – Fuel Used/Burned</p> <p>2. If the entered value for Usable Fuel Converted to MWh varies by more than 5% from the system Calculated Usable Fuel Converted to MWh, an error will be presented to the user to confirm their entries for “Inventory received since last survey”, “How much fuel was used in MWh?” and “Usable Fuel Converted to MWh” are accurate and updated. If after the user confirms these values, the variance remains more than 5% from prior week, the user will need to enter an explanation in the “Fuel Level Change Explanation” field.</p>	<p>XXXXXXXX</p>
<p>Did you Use/burn Non-Gas Fuel? (Mandatory)</p>	<p>Radio Buttons</p>	<p>If "Yes" – User must enter a value in MWh to new question "How much fuel was used in MWh"</p>	<p>'Yes' or 'No'</p>

Question Text	Data Type	Description & Special Processing (where applicable)	Possible Values
How much fuel was used in MWh?	Numeric	<p>Max 7 digits</p> <p>This field cannot be null.</p> <p>Validation: Entries for this field will be validated against a Calculated Usable Fuel Converted to MWh value to determine a variance from the prior submitted survey.</p> <p>The system will determine a Calculated Usable Fuel Converted to MWh value and then run a validation as the user updates this field.</p> <p>1. Calculated Usable Fuel Converted to MWh = Usable Fuel Converted to MWh (previous) + Inventory received since last fuel survey (MWh) – Fuel Used/Burned</p> <p>2. If the entered value for Usable Fuel Converted to MWh varies by more than 5% from the system Calculated Usable Fuel Converted to MWh, an error will be presented to the user to confirm their entries for “Inventory received since last survey”, “How much fuel was used in MWh?” and “Usable Fuel Converted to MWh” are accurate and updated. If after the user confirms these values, the variance remains more than 5% from prior week, the user will need to enter an explanation in the “Fuel Level Change Explanation” field.</p>	XXXXXXX
Current Usable Fuel Level "Coal must be specified in tons. Liquid fuels must be specified in gallons."	Numeric	<p>Max 9 digits</p> <p>Greater than 0</p> <p>*Coal must be specified in tons. Liquid fuels must be specified in gallons.</p>	XXXXXXXXX

Question Text	Data Type	Description & Special Processing (where applicable)	Possible Values
<p>Usable Fuel Converted to MWh</p> <p>"Please ensure that Usable Fuel Converted to MWh = < Current Usable Fuel Level/20 and Usable Fuel Converted to MWh > Current Usable Fuel Level/200."</p>	<p>Numeric</p>	<p>Max 9 digits</p> <p>Validation: Entries for this field will be validated against a Calculated Usable Fuel Converted to MWh value to determine a variance from the prior submitted survey.</p> <p>The system will determine a Calculated Usable Fuel Converted to MWh value and then run a validation as the user updates this field.</p> <p>1. Calculated Usable Fuel Converted to MWh = Usable Fuel Converted to MWh (previous) + Inventory received since last fuel survey (MWh) – Fuel Used/Burned</p> <p>2. If the entered value for Usable Fuel Converted to MWh varies by more than 5% from the system Calculated Usable Fuel Converted to MWh, an error will be presented to the user to confirm their entries for "Inventory received since last survey", "How much fuel was used in MWh?" and "Usable Fuel Converted to MWh" are accurate and updated. If after the user confirms these values, the variance remains more than 5% from prior week, the user will need to enter an explanation in the "Fuel Level Change Explanation" field.</p>	<p>XXXXXXXXXX</p>

Question Text	Data Type	Description & Special Processing (where applicable)	Possible Values
<p>Fuel Level Change Explanation (If the value for "Usable Fuel Converted to MWh" has increased by more than 5%, please explain how the Usable Fuel increased by more than the fuel received.)</p> <p>(If the generator used non-gas, stored fuel during the survey period, please provide the date and time the unit ran using this fuel. If a delivery replenishing onsite non-gas fuel inventory was received during this survey period, please provide the date the inventory was received and the quantity of the delivery (in MWh) If this generator did not use non-gas fuel nor receive a delivery replenishing non-gas fuel onsite inventory, please explain what caused the inventory level of Usable Fuel to change from the previous week.)</p>	Free Text	Max 3900 characters	
Hours of operation at full load of all shared units	Numeric	Max 9 digits	XXXXXXXXXX
Fuel Delivery Method "Select Fuel Delivery Method."	Drop down		<ul style="list-style-type: none"> • Barge • Truck • Rail • Other
Fuel under guaranteed delivery contract?	Radio Button		'Yes' or 'No'
Fuel on order? "If you are in the process of procuring fuel but do not have enough detail to fill out this question, please provide that detail in the "Please Explain (Optional)" field at the end of the survey."	Radio Button		'Yes' or 'No'
Amount of fuel on order?	Numeric	Max 9 digit	XXXXXXXXXX
Date fuel last ordered?	Date/time selector box		
Expected Delivery Date/Time?	Date/time selector box		

Question Text	Data Type	Description & Special Processing (where applicable)	Possible Values
Is it likely fuel delivery will arrive on scheduled date?	Radio Button		'Yes' or 'No'
Can fuel be replenished faster than consumed at full load?	Numeric	Max 9 digits	
If required, can you meet your entire DAM schedule without natural gas? "Base response on expected DAM schedule if submitting prior to posting of DAM schedule."	Radio Button		'Yes' or 'No' or 'Pending Dam Schedule'
Other Restrictions	Header		
Are there any other restrictions on MWh output?	Check box		Null; 'Emissions'; 'Environmental'; 'Reduced'; 'Other'
Please Explain (Optional)	Free text	Max 500 characters	

3. Submitting and Retrieving the Weekly Survey Using the API

In addition to entering and retrieving fuel and emissions information through the web based GFER user interface, Market Participants have the capability to submit and retrieve this data using Application Program Interface (API). This method of data exchange allows users to more quickly and efficiently exchange large amounts of information and configure their own customized applications to manage fuel and emission data.

This section of the user guide provides details on each of the functions that can be executed using the API procedures. There is a template detailing the data exchanged in each request.

3.1. API Overview

The basics of interacting with REST-based JSON APIs are outside the scope of this document. Readers should be familiar with the general mechanics prior to continuing through this section. For all operations, the API exchanges data using the JSON format (Media Type: “application/json”). In the event that the submission by the user fails any validations steps, the user will be presented with an error. The Annual Survey is not supported by the API at this time, and must be completed through the main Generator Reporting application.

3.1.1. Operations

The API allows you to perform the following two operations:

- Submission of weekly survey—see section 3.3
- Retrieval of most recent survey submission —see section 3.4

3.1.2. Authentication

The API requires users to authenticate using their MIS credentials.

The API utilizes the Basic Authentication Scheme. Therefore, all requests to the API must include your credentials in the appropriate HTTP Header. For more information on the Basic Authentication Scheme, please refer to the following link: <http://tools.ietf.org/html/rfc2617#section-2>

3.2. Survey Representation

The Weekly Survey is represented in the API as a series of questions. Each question in the Survey has a unique “API Key”.

Responding to the Survey through the API requires submitting a series of name/value pairs, one for each question. The API Key is the name, and your answer becomes the value.

Ex: {"STAFF_ON_HAND_24_7": "Y"} would indicate that your unit responded "Yes" to the question: "Do you have staff on Hand at Generation site 24/7?"

For additional information on the weekly survey API Keys and field definitions see section 3.5.

3.3. Submission of Weekly Survey

The API allows for the automated submission of weekly surveys. For each single Generator or Fuel Group, a separate survey must be submitted. It is not possible to submit a single survey response for all of your authorized generators.

Figure 6: Submission of Weekly Survey

URL	HTTP Method	Request Format	Response Format
https://genreporting.nyiso.com/api/survey/weekly	POST	Survey Request Format	Survey Response Format

3.3.1. Survey Request Format

The following information must be provided for each submission of the weekly survey:

Figure 7: Survey Request Format

Field Name	Parameter Name	Data Format
Generator / Fuel Group PTID The PTID of the Generator or group of Generators that have the same source of fuel (usually non gas)	unit: { ptid: ***** }	Numeric
Operating Day Operating day is the Gas operating day.	operatingDay	Data type : string Format: "mm/dd/yyyy"
Survey Answers	answers	Object containing name-value pairs. Each name-value pair corresponds to an answer to a single question in the survey.

		Each answer must be represented as a String, regardless of actual data representation.
--	--	--

3.3.1.1. Sample Request

Figure 8: Sample Request

```

{
  "operatingDay": "05/20/2015",
  "unit": {
    "ptid": 1234
  },
  "answers": {
    "STAFF_ON_HAND_24_7": "N",
    "GASNOM_CONVERTED_TO_MWH": "12",
    "ALGONQUIN_NOMINATION": "1",
    "ALGONQUIN": "Y",
    "ALGONQUIN_CONTRACT_TYPE": "Primary",
    "NON_GAS_FUEL_CAPABILITY": "N",
    "FUELED_BY_NATURAL_GAS": "Y",
    "SUFFICIENT_GAS_TO_MEET_DAM_SCH": "Y"
  }
}

```

3.3.1.2. Survey Response Format

The following information will be provided as a response to each submission of the weekly survey:

Figure 9: Survey Response Format

Field	Parameter Name	Data Format
Generator / Fuel Group PTID: GEN_PTID is the PTID associated with the generator. The FUEL_GRP ID is an ID associated with a group of generators that have been grouped for the purpose of reporting fuel and emissions information as a single entity.	unit: { ptid: ***** }	Numeric

Operating Day: Operating day is the Gas operating day.	operatingDay	Data type : string Format: "mm/dd/yyyy"
Survey Answers	answers	Object containing name-value pairs. Each name-value pair corresponds to an answer to a single question in the survey.
Response Date – the timestamp the survey submission was recorded	responseDate	Data type: string Format: "mm/dd/yyyy hh24:mm z"
Submission Errors	errors	Object containing name-value pairs. Each name-value pair corresponds to a collection of errors for a single question in the survey.

3.3.1.3. Sample Response (valid submission):

Figure 10: Sample Response (Valid Submission)

```

200 OK

{
  "operatingDay": "05/20/2015",
  "responseDate": "05/19/2015 12:56 EDT",
  "unit": {
    "ptid": 1234
  },
  "answers": {
    "STAFF_ON_HAND_24_7": "N",
    "GASNOM_CONVERTED_TO_MWH": "12",
    "ALGONQUIN_NOMINATION": "1",
    "ALGONQUIN": "Y",
    "ALGONQUIN_CONTRACT_TYPE": "Primary",
    "NON_GAS_FUEL_CAPABILITY": "N",
    "FUELED_BY_NATURAL_GAS": "Y",
    "SUFFICIENT_GAS_TO_MEET_DAM_SCH": "Y"
  }
}

```

3.3.1.4. Sample Response (invalid submission):

In the event that the Survey submission does not pass all validations, a response will be returned with HTTP status 400, and the corresponding set of errors.

Figure 11: Sample Response (Invalid Submission)

```

400 BAD REQUEST

{
  "operatingDay": "05/20/2015",
  "responseDate": "05/19/2015 12:56 EDT",
  "unit": {
    "ptid": 1234
  },
  "answers": {
    "STAFF_ON_HAND_24_7": "A",
    "GASNOM_CONVERTED_TO_MWH": "12",
    "ALGONQUIN": "Y",
    "ALGONQUIN_CONTRACT_TYPE": "Primary",
    "NON_GAS_FUEL_CAPABILITY": "N",
    "FUELED_BY_NATURAL_GAS": "Y",
    "SUFFICIENT_GAS_TO_MEET_DAM_SCH": "Y"
  },
  "errors": {
    "STAFF_ON_HAND_24_7": ["STAFF_ON_HAND_24_7 must be 'Y' or 'N'."],
    "ALGONQUIN_NOMINATION": ["Nomination is required when corresponding Pipeline is
selected."]
  }
}

```

3.3.1.5. Other Error Conditions

If your request is malformed, or there is an unexpected system error, the following response will be returned:

Figure 12: Other Error Conditions

```

500 SERVER ERROR

{
  "errorMessage": "error message text here"
}

```

3.4. Retrieve the latest survey submission

The API allows for the automated retrieval of the previous weekly survey submissions. Only the latest submission for each Generator/Fuel Group may be retrieved.

Figure 13: Retrieve the Latest Survey Submission

URL	HTTP Method	Response Format
https://genreporting.nyiso.com/api/survey/weekly/response/{ptid}	GET	Survey Request Format

3.4.1. Request Format

There is no body to this request. The only value needed is the PTID of the Generator/Fuel Group, which is provided as part of the URL.

Example:

To retrieve the latest response for a Generator with a PTID of 1234, you would issue a request to the following URL:

<https://genreporting.nyiso.com/api/survey/weekly/response/1234>

The format of the response is the same as what would be returned when submitting the survey.

3.5. Weekly Survey Field Definitions

Figure 14: Weekly Survey Field Definitions

Question Text	Parameter	Data Type	Description & Special Processing (where applicable)	Possible Values
3rd party gas purchaser or fuel manager	THIRDPARTY_GAS_FUEL_MGR	CHAR (100)	This field can be null but cannot be more than 100 Char if provided	
Do you have staff on hand at generation site 24/7?	STAFF_ON_HAND_24_7	CHAR(1)	This is a mandatory field.	'Y' or 'N'
Does plant have natural gas fuel capability?	FUELED_BY_NATURAL_GAS	CHAR(1)	This is a mandatory field. If Fueled by Natural Gas is 'N' all the fields in the Fueled by Natural Gas section have to be null.	'Y' or 'N'
Gas Pipeline Algonquin	ALGONQUIN	CHAR(1)	The pipeline must be 'Y' if there is nomination on it, otherwise it should be null.	'Y' or null
Gas Nomination Contract Type for Algonquin	ALGONQUIN_CONTRACT_TYPE	CHAR(13)	The contract type has to be Firm or Best Efforts if Pipeline is 'Y', otherwise it has to be null.	Firm or Best Efforts
Gas Nomination Delivery Point for Algonquin	ALGONQUIN_DELIVERY_POINT	CHAR(100)	Delivery point Is not mandatory. It can be null even if Pipeline is 'Y'. It must be null if pipeline is null.	'Y' or null
Gas Nomination for Algonquin	ALGONQUIN_NOMINATION	NUM(9)	Pipeline nomination cannot be null if Pipeline is 'Y'. The unit of measurement for the nomination is Dekatherms.	
Gas Pipeline Columbia	COLUMBIA	CHAR(1)	The pipeline must be 'Y' if there is nomination on it, otherwise it should be null.	
Gas Nomination Contract Type for Columbia	COLUMBIA_CONTRACT_TYPE	CHAR(13)	The contract type has to be Firm or Best Efforts if Pipeline is 'Y', otherwise it has to be null.	Firm or Best Efforts
Gas Nomination Delivery Point for Columbia	COLUMBIA_DELIVERY_POINT	CHAR(100)	Delivery point Is not mandatory. It can be null even if Pipeline is 'Y'. It must be null if pipeline is null.	

Question Text	Parameter	Data Type	Description & Special Processing (where applicable)	Possible Values
Gas Nomination for Columbia	COLUMBIA_NOMINATION	NUM(9)	Nomination cannot be null if Pipeline is 'Y'. The unit of measurement is Dekatherms.	
Gas Pipeline Dominion	DOMINION	CHAR(1)	The pipeline must be 'Y' if there is nomination on it, otherwise it should be null.	
Gas Nomination Contract Type for Dominion	DOMINION_CONTRACT_TYPE	CHAR(13)	The contract type has to be Firm or Best Efforts if Pipeline is 'Y', otherwise it has to be null.	Firm or Best Efforts
Gas Nomination Delivery Point for Dominion	DOMINION_DELIVERY_POINT	CHAR(100)	Delivery point Is not mandatory. It can be null even if Pipeline is 'Y'. It must be null if pipeline is null.	
Gas Nomination for Dominion	DOMINION_NOMINATION	NUM(9)	Nomination cannot be null if Pipeline is 'Y'. The unit of measurement is Dekatherms.	
Gas Pipeline Empire	EMPIRE	CHAR(1)	The pipeline must be 'Y' if there is nomination on it, otherwise it should be null.	
Gas Nomination Contract Type for Empire	EMPIRE_CONTRACT_TYPE	CHAR(13)	The contract type has to be Firm or Best Efforts if Pipeline is 'Y', otherwise it has to be null.	Firm or Best Efforts
Gas Nomination Delivery Point for Empire	EMPIRE_DELIVERY_POINT	CHAR(100)	Delivery point Is not mandatory. It can be null even if Pipeline is 'Y'. It must be null if pipeline is null.	
Gas Nomination for Empire	EMPIRE_NOMINATION	NUM(9)	Nomination cannot be null if Pipeline is 'Y'. The unit of measurement is Dekatherms.	
Gas Pipeline Millennium	MILLENNIUM	CHAR(1)	The pipeline must be 'Y' if there is nomination on it, otherwise it should be null.	
Gas Nomination Contract Type for Millennium	MILLENNIUM_CONTRACT_TYPE	CHAR(13)	The contract type has to be Firm or Best Efforts if Pipeline is 'Y', otherwise it has to be null.	Firm or Best Efforts
Gas Nomination Delivery Point for Millennium	MILLENNIUM_DELIVERY_POINT	CHAR(100)	Delivery point Is not mandatory. It can be null even if Pipeline is 'Y'. It must be null if pipeline is null.	

Question Text	Parameter	Data Type	Description & Special Processing (where applicable)	Possible Values
Gas Nomination for Millennium	MILLENNIUM_NOMINATION	NUM(9)	Nomination cannot be null if Pipeline is 'Y'. The unit of measurement is Dekatherms.	
Gas Pipeline National Fuel	NATIONALFUEL	CHAR(1)	The pipeline must be 'Y' if there is nomination on it, otherwise it should be null.	
Gas Nomination Contract Type for National Fuel	NATIONALFUEL_CONTRACT_TYPE	CHAR(13)	The contract type has to be Firm or Best Efforts if Pipeline is 'Y', otherwise it has to be null.	Firm or Best Efforts
Gas Nomination Delivery Point for National Fuel	NATIONALFUEL_DELIVERY_POINT	CHAR(100)	Delivery point Is not mandatory. It can be null even if Pipeline is 'Y'. It must be null if pipeline is null.	
Gas Nomination for National Fuel	NATIONALFUEL_NOMINATION	NUM(9)	Nomination cannot be null if Pipeline is 'Y'. The unit of measurement is Dekatherms.	
Gas Pipeline Tennessee	TENNESSEE	CHAR(1)	The pipeline must be 'Y' if there is nomination on it, otherwise it should be null.	
Gas Nomination Contract Type for Tennessee	TENNESSEE_CONTRACT_TYPE	CHAR(13)	The contract type has to be Firm or Best Efforts if Pipeline is 'Y', otherwise it has to be null.	Firm or Best Efforts
Gas Nomination Delivery Point for Tennessee	TENNESSEE_DELIVERY_POINT	CHAR(100)	Delivery point Is not mandatory. It can be null even if Pipeline is 'Y'. It must be null if pipeline is null.	
Gas Nomination for Tennessee	TENNESSEE_NOMINATION	NUM(9)	Nomination cannot be null if Pipeline is 'Y'. The unit of measurement is Dekatherms.	
Gas Pipeline Texas Eastern	TEXASEASTERN	CHAR(1)	The pipeline must be 'Y' if there is nomination on it, otherwise it should be null.	
Gas Nomination Contract Type for Texas Eastern	TEXASEASTERN_CONTRACT_TYPE	CHAR(13)	The contract type has to be Firm or Best Efforts if Pipeline is 'Y', otherwise it has to be null.	Firm or Best Efforts
Gas Nomination Delivery Point for Texas Eastern	TEXASEASTERN_DELIVERY_POINT	CHAR(100)	Delivery point Is not mandatory. It can be null even if Pipeline is 'Y'. It must be null if pipeline is null.	

Question Text	Parameter	Data Type	Description & Special Processing (where applicable)	Possible Values
Gas Nomination for Texas Eastern	TEXASEASTERN_NOMINATION	NUM(9)	Nomination cannot be null if Pipeline is 'Y'. The unit of measurement is Dekatherms.	
Gas Pipeline Transco	TRANSCO	CHAR(1)	The pipeline must be 'Y' if there is nomination on it, otherwise it should be null.	
Gas Nomination Contract Type for Transco	TRANSCO_CONTRACT_TYPE	CHAR(13)	The contract type has to be Firm or Best Efforts if Pipeline is 'Y', otherwise it has to be null.	Firm or Best Efforts
Gas Nomination Delivery Point for Transco	TRANSCO_DELIVERY_POINT	CHAR(100)	Delivery point is not mandatory. It can be null even if Pipeline is 'Y'. It must be null if pipeline is null.	
Gas Nomination for Transco	TRANSCO_NOMINATION	NUM(9)	Nomination cannot be null if Pipeline is 'Y'. The unit of measurement is Dekatherms.	
Gas Pipeline Iroquois	IROQUOIS	CHAR(1)	The pipeline must be 'Y' if there is nomination on it, otherwise it should be null.	
Gas Nomination Contract Type for Iroquois	IROQUOIS_CONTRACT_TYPE	CHAR(13)	The contract type has to be Firm or Best Efforts if Pipeline is 'Y', otherwise it has to be null.	Firm or Best Efforts
Gas Nomination Delivery Point for Iroquois	IROQUOIS_DELIVERY_POINT	CHAR(100)	Delivery point is not mandatory. It can be null even if Pipeline is 'Y'. It must be null if pipeline is null.	
Gas Nomination for Iroquois	IROQUOIS_NOMINATION	NUM(9)	Nomination cannot be null if Pipeline is 'Y'. The unit of measurement is Dekatherms.	
Total Gas Nomination Converted to MWh	GASNOM_CONVERTED_TO_MWH	NUM(9)	Gas nomination converted to MWh has to be provided if the Fueled by Natural gas is answered 'Y'.	
Do you have sufficient gas scheduled to meet DAM schedule?	SUFFICIENT_GAS_TO_MEET_DAM_SCH	CHAR(20)	Sufficient gas to meet DAM schedule has to be provided if the Fueled by Natural gas is answered 'Y'. It has to be 'Y', 'N' or 'Pending DAM Schedule'.	

Question Text	Parameter	Data Type	Description & Special Processing (where applicable)	Possible Values
Does plant have non-natural gas fuel capability?	NON_GAS_FUEL_CAPABILITY	CHAR(1)	<p>This is a mandatory field. It cannot be null and has to be 'Y' or 'N'.</p> <p>If Non Gas Fuel capability is 'N' all fields in the Non Gas Fuel Capability section have to be null.</p>	
Primary Non-Gas Fuel Type	PRIMARY_NONGAS_FUEL_TYPE	CHAR(20)	<p>Primary Non Gas Fuel Type must be one of the following:</p> <p>#2 Oil, 'ULSD', '#6 Oil', 'Kero', 'ULSK', 'Butane', 'Coal', 'Uranium', 'Water' '#4 Oil' 'Energy Storage' or 'Other'</p>	
Date/Time of Current Fuel Inventory	DATETIME_CURRENT_FUEL_INVENTOR Y	DATE	<p>The date- time must be in MM/DD/YYYY HH:MM format and the time submitted has to be less than the current time.</p>	

Question Text	Parameter	Data Type	Description & Special Processing (where applicable)	Possible Values
How much inventory was received since your last fuel survey in MWh?	WEEK_INV_MWH	NUM(7)	<p>This field cannot be null.</p> <p>Validation: Entries for this field will be validated against a Calculated Usable Fuel Converted to MWh value to determine a variance from the prior submitted survey. The system will determine a Calculated Usable Fuel Converted to MWh and then run a validation as the user updates this field.</p> <p>1. Calculated Usable Fuel Converted to MWh = Usable Fuel Converted to MWh (previous) + Inventory received since last fuel survey (MWh) – Fuel Used/Burned</p> <p>2. If the entered value for Usable Fuel Converted to MWh varies by more than 5% from the system Calculated Usable Fuel Converted to MWh, an error will be presented to the user to confirm their entries for “Inventory received since last survey”, “How much fuel was used in MWh?” and “Usable Fuel Converted to MWh” are accurate and updated. If after the user confirms these values, the variance remains more than 5% from prior week, the user will need to enter an explanation in the “Fuel Level Change Explanation” field.</p>	
Did you Use/burn Non-Gas Fuel?	USED_BURNED_FUEL	CHAR(1)	This field cannot be null.	'Y' or 'N'

Question Text	Parameter	Data Type	Description & Special Processing (where applicable)	Possible Values
How much fuel was used in MWh?	AMOUNT_OF_FUEL_USED_MWH	NUM(9)	<p>This field cannot be null if the value for USED_BURNED_FUEL is 'Y'</p> <p>Validation: Entries for this field will be validated against a Calculated Usable Fuel Converted to MWh value to determine a variance from the prior submitted survey. The system will determine a Calculated Usable Fuel Converted to MWh and then run a validation as the user updates this field.</p> <p>1. Calculated Usable Fuel Converted to MWh = Usable Fuel Converted to MWh (previous) + Inventory received since last fuel survey (MWh) – Fuel Used/Burned</p> <p>2. If the entered value for Usable Fuel Converted to MWh varies by more than 5% from the system Calculated Usable Fuel Converted to MWh, an error will be presented to the user to confirm their entries for “Inventory received since last survey”, “How much fuel was used in MWh?” and “Usable Fuel Converted to MWh” are accurate and updated. If after the user confirms these values, the variance remains more than 5% from prior week, the user will need to enter an explanation in the “Fuel Level Change Explanation” field.</p>	'Y' or 'N'
Current Usable Fuel Level	CURRENT_USABLE_FUEL_LEVEL	NUM(9)	<p>Current Useable Fuel level has to be specified if Non Gas Capability is 'Y' and the fuel is one of the following:</p> <p>#2 Oil', 'ULSD', '#6 Oil', 'Kero', 'ULSK', 'Butane', 'Coal'.</p>	

Question Text	Parameter	Data Type	Description & Special Processing (where applicable)	Possible Values
Usable Fuel Converted to MWh	CURRENT_USABLE_FUEL_IN_MWH	NUM(9)	<p>Current Useable Fuel in MWh has to be specified if Non Gas Capability is 'Y'</p> <p>"Please ensure that Usable Fuel Converted to MWh = < Current Usable Fuel Level/20 and Usable Fuel Converted to MWh > Current Usable Fuel Level/200."</p> <p>Validation: Entries for this field will be validated against a Calculated Usable Fuel Converted to MWh value to determine a variance from the prior submitted survey.</p> <p>The system will determine a Calculated Usable Fuel Converted to MWh and then run a validation as the user updates this field.</p> <p>1. Calculated Usable Fuel Converted to MWh = Usable Fuel Converted to MWh (previous) + Inventory received since last fuel survey (MWh) - Fuel Used/Burned</p> <p>2. If the entered value for Usable Fuel Converted to MWh varies by more than 5% from the system Calculated Usable Fuel Converted to MWh, an error will be presented to the user to confirm their entries for "Inventory received since last survey", "How much fuel was used in MWh?" and "Usable Fuel Converted to MWh" are accurate and updated. If after the user confirms these values, the variance remains more than 5% from prior week, the user will need to enter an explanation in the "Fuel Level Change Explanation" field.</p>	
Hours of operation at full load of all shared units	HRS_OF_OP_AT_FULL_LOAD_ALL_SHARE D_UNITS	NUM(9)	Hours of Operation at full load is the single value reported for fuel group or individual gen not part of fuel group	
Fuel Delivery Method	FUEL_DELIVERY_METHOD	CHAR(20)	<p>Fuel delivery method has to be one of the following:</p> <p>'Barge', 'Truck', 'Rail' or 'Other'</p>	

Question Text	Parameter	Data Type	Description & Special Processing (where applicable)	Possible Values
Fuel under guaranteed delivery contract?	FUEL_GUARANTEED_DELIVERY_CONTRACT	CHAR(1)	This is a mandatory field if the Non Gas Fuel Capability is answered 'Y'. Must be answered 'Y' or 'N'.	
Fuel on order?	FUEL_ON_ORDER	CHAR(1)	This is a mandatory field if the Non Gas Fuel Capability is answered 'Y'. Must be answered 'Y' or 'N'.	
Amount of fuel on order?	AMOUNT_OF_FUEL_ON_ORDER	NUM(9)	Amount of fuel on order cannot be null if Fuel on order is 'Y'. it's a single value reported for fuel group or individual gen not part of fuel group	
Date fuel last ordered?	DATE_FUEL_LAST_ORDERED	DATE	Date fuel last ordered cannot be null if Fuel on order is 'Y'. It has to be null if Fuel on Order is 'N'. The date must be in MM/DD/YYYY format and the time submitted has to be less than or equal to the current day.	
Expected Delivery Date/Time?	EXPECTED_DELIVERY_DATE_TIME	DATE	Expected Delivery Date Time cannot be null if Fuel on order is 'Y'. It has to be null if Fuel on Order is 'N'. The date must be in MM/DD/YYYY format and the time submitted has to be greater than the current day.	
Is it likely fuel delivery will arrive on scheduled date?	FUEL_DELIVERY_LIKELY_TO_ARRIVE_ON_TIME	CHAR(1)	Fuel delivery likely to arrive on time cannot be null if Fuel on Order is 'Y'. It must be null if Dual on order is 'N'.	'Y' or 'N'
Can fuel be replenished faster than consumed at full load?	FUEL_REPLENISHABLE_FASTER_THAN_CONSUMED_AT_FULL_LOAD	CHAR(1)	Fuel replenishable faster than consumed at full load cannot be null if Fuel on order is 'Y'. It has to be null if Fuel on Order is 'N'.	'Y' or 'N'
If required, can you meet your entire DAM schedule without natural gas?	MEET_ENTIRE_DAM_SCH_WITHOUT_NATURAL_GAS	CHAR(20)		'Y', 'N' or 'Pending DAM Schedule'
Are there any other restrictions on MWh output?	MWH_OUTPUT_RESTRICTION_OTHER	CHAR(1)	If there is restrictions on MWH due to any reason other than Reduced head, Environmental reasons or Emissions.	'Y'
Are there any other restrictions on MWh output?	MWH_OUTPUT_RESTRICTION_REDUCED_HEAD	CHAR(1)	If there is restrictions on MWH due to Reduced head.	'Y'

Question Text	Parameter	Data Type	Description & Special Processing (where applicable)	Possible Values
Are there any other restrictions on MWh output?	MWH_OUTPUT_RESTRICTION_ENVIRONMENTAL	CHAR(1)	If there is restrictions on MWH due Environmental reasons	'Y'
Are there any other restrictions on MWh output?	MWH_OUTPUT_RESTRICTION_EMISSIONS	CHAR(1)	If there is restrictions on MWH due to Emissions.	'Y'
Please explain (Optional)	RESTRICTION_EXPLANATION	CHAR(500)	User may use explanation independent of selecting Reduced head, Environmental reasons or Emissions.	