

UG 25

Aggregation System User's Guide

Issued: September 2025

Version: 3.0

Effective Date: 09/25/2025

Prepared By: NYISO Distributed Resources Operations

New York Independent System Operator
10 Krey Boulevard
Rensselaer, NY 12144
(518) 356-6060
www.nyiso.com

Disclaimer: The information contained within this guide, along with other NYISO guides, is intended to be used for information purposes only, and is subject to change. The NYISO is not responsible for the user's reliance on these publications, or for any erroneous or misleading material.

©Copyright 1999-2025 New York Independent System Operator

Table of Contents

TABLE OF FIGURES	V
REVISION HISTORY.....	VII
1. INTRODUCTION.....	1
1.1. Document Purpose and System Capabilities	1
2. ACCESS AND USAGE REQUIREMENTS	3
2.1. System Requirements.....	3
2.2. Using Digital Certificates.....	4
2.3. Pre-Requisite for System Use.....	4
2.4. Registering as a NYISO Aggregator	4
2.5. Privileges & User Roles (Agg System MP User/ Agg System MP Read Only)	5
2.6. Accessing the System	6
2.7. Exiting the System.....	7
3. USING THE AGGREGATION SYSTEM.....	9
3.1. View Transmission Node	9
3.2. Obtain Aggregation ID	12
3.3. Aggregation(s)	16
3.3.1. <i>Create/Update Aggregation(s)</i>	16
3.3.2. <i>View Aggregations</i>	19
3.4. Facilities.....	27
3.4.1. <i>Create/Update Facilities</i>	27
3.4.2. <i>View Facilities</i>	31
3.5. View Asset Source Configuration	33
3.6. Submit Aggregation Enrollments.....	35
3.6.1. <i>Documentation Vault Management Workflows</i>	36
3.6.2. <i>Up-Front Documentation Requests</i>	37
3.6.3. <i>Monitored Field Change Documentation Requests</i>	37
3.6.4. <i>Enrollment Verification Documentation Requests</i>	38
3.6.5. <i>Viewing Documentation Requests</i>	39

3.6.6. <i>Viewing and Managing Workflow Tasks</i>	40
3.7. Export Aggregation Details	41
3.8. Separate Aggregation Enrollments	42
3.9. Facility Assignment, Swapping, & Removal	44
3.9.1. <i>Facility Assignment</i>	44
3.9.2. <i>Facility Removal</i>	44
3.9.3. <i>Facility Swapping</i>	45
3.10. ICAP Market Participation Functions	45
3.10.1. <i>View Facility Seasonal Factors</i>	45
3.10.2. <i>DMNC</i>	47
3.10.3. <i>ICAP and UCAP</i>	55
3.10.4. <i>View Aggregation Auction Sales</i>	61
3.10.5. <i>View Facility Auction Sales</i>	63
3.10.6. <i>Buyer Side Mitigation</i>	64
3.10.7. <i>Annual Elections</i>	68
3.10.8. <i>CRIS Tracking</i>	75
APPENDIX A – AGGREGATION DATA ATTRIBUTE REQUIREMENTS	A
APPENDIX B – FACILITY DATA ATTRIBUTE REQUIREMENTS	J
APPENDIX C – REQUIRED DOCUMENTS: AGGREGATION & DER FACILITY	AA
APPENDIX D – MONITORED FIELD DOCUMENTATION REQUESTS	DD
APPENDIX E – DMNC AND DMNC TIME STACKING ATTRIBUTES	KK
APPENDIX F – ASSET SOURCE ID COMBINATIONS	QQ
APPENDIX G - TRANSMISSION OWNER (TO), DISTRIBUTION UTILITY (DU) AND METER SERVICES ENTITIES (MSES) SHORT NAMES.	TT

Table of Figures

Figure 1: Hardware Specifications.....	3
Figure 2: Software Specifications	3
Figure 3: Network Specifications	3
Figure 4: AGG System Privilege Levels and Corresponding Usage Rights.....	5
Figure 5: NYISO Home Page.....	6
Figure 6: NYISO AGG System Login Page	7
Figure 7: Sign In Page.....	7
Figure 8: Logout Link	8
Figure 9: Aggregation System Dashboard	9
Figure 10: Transmission Nodes Page.....	10
Figure 11: Active Transmission Nodes	12
Figure 12: Active Transmission Nodes File Types.....	12
Figure 13: Create Aggregations	13
Figure 14: Aggregations Display	13
Figure 15: Create Aggregation – Transmission Node PTID Dropdown Selection.....	14
Figure 16: Create Aggregation – Transmission Node PTID Selected.....	14
Figure 17: Aggregation Info Message.....	15
Figure 18: Create Aggregation Data Attributes	15
Figure 19: New Aggregation Display Information.....	16
Figure 20: Aggregation Enrollments	16
Figure 21: Aggregation Enrollments Display	17
Figure 22: Create or Update Aggregation Enrollment.....	17
Figure 23: Create/Update Aggregation Enrollment Display	18
Figure 24: Description of Additional Aggregation Enrollments Actions	19
Figure 25: Aggregation Enrollments Actions	19
Figure 26: Aggregation Enrollments Attributes	20
Figure 27: Search by Aggregation Enrollment Data Attributes	22
Figure 28: Search Aggregation Enrollments.....	22
Figure 29: Search Aggregation Enrollment Criteria	23
Figure 30: Data Attributes Displayed.....	23
Figure 31: Aggregation Enrollments Details Tab	26
Figure 32: Services Tab.....	27
Figure 33: Facilities Tab	27
Figure 34: Facility Enrollments	28
Figure 35: Create Facility Enrollment	28
Figure 36: Create/Update Facility Enrollment	29
Figure 37: Export Facility History	30
Figure 38: Export Facility History Dataset Window	30
Figure 39: Export Data – Full Dataset or Current Page Dataset.....	31
Figure 40: Facility Summary Data Attributes	31
Figure 41: Search Facility.....	32
Figure 42: Asset Source Configuration Display.....	33
Figure 43: View Asset Source Configuration Display Attributes.....	33
Figure 44: Asset Source Configuration Filter & Search.....	34
Figure 45: Asset Source Configuration Export Function	34
Figure 46: Submit Aggregation(s) Enrollments	35
Figure 47: Selecting Aggregation(s) to Submit.....	35
Figure 48: Submit Enrollments Pop-up	36
Figure 49: Up-Front Documentation Request Display	37
Figure 50: Monitored Field Documentation Request Display	38
Figure 51: Enrollment Verification Documentation Request Display	39
Figure 52: Navigating to Workflows Page.....	39
Figure 53: Adding Comments and Attachment.....	41
Figure 54: Export Aggregation(s) Details	41

Figure 55: Select Aggregation(s) to Export.....	41
Figure 56: File Downloaded in Excel.....	42
Figure 57: Separate Aggregation(s).....	42
Figure 58: Select Aggregation(s) Enrollments to Separate	42
Figure 59: Pop-up Message to Confirm Separate Enrollment(s)	43
Figure 60: Aggregation Status of 'Submitted for Separate'	44
Figure 61: Facility Seasonal Factors Display.....	46
Figure 62: Selecting Capability Period to display Facility Seasonal Factors	46
Figure 63: Facility Seasonal Factors Summary Attributes.....	46
Figure 64: DMNC Display	48
Figure 65: Create DMNC	48
Figure 66: Create DMNC Display	49
Figure 67: Download Blank Template – DMNC Type	49
Figure 68: Import Template.....	50
Figure 69: Time Stacking Aggregation with EDL	51
Figure 70: Update Time Stacking	51
Figure 71: Download Template with Time Stacking Data	52
Figure 72: Import Template.....	52
Figure 73: Aggregation DMNC Summary Attributes	53
Figure 74: Results Displayed by Search Criteria.....	55
Figure 75: ICAP and UCAP Display.....	55
Figure 76: ICAP and UCAP Display Attributes.....	55
Figure 77: ICAP and UCAP Data Search	57
Figure 78: Accessing Facility Capacity Data.....	58
Figure 79: Accessing Aggregation CARC Data.....	58
Figure 80: Facility Capacity Data Attributes	58
Figure 81: Aggregation CARC Data Attributes	60
Figure 82: Aggregation Auction Sales Display.....	61
Figure 83: Aggregation Auction Sales Attributes	62
Figure 84: Aggregation Auction Sales Filter & Search.....	63
Figure 85: Facility Auction Sales Display.....	63
Figure 86: Facility Auction Sales Attributes.....	63
Figure 87: Facility Auction Sales Filter & Search	64
Figure 88: Navigating to BSM Facility Summary Screen	65
Figure 89: BSM Facility Summary Attributes.....	66
Figure 90: Navigating to BSM Aggregation Buckets Screen	67
Figure 92: Aggregation Annual Elections Display	68
Figure 93: Aggregation Annual Elections Attributes	69
Figure 94: Aggregation Annual Elections Filter & Search.....	69
Figure 95: Create Annual Election (Aggregation)	70
Figure 96: Create Aggregation Annual Election Window	70
Figure 97: Update Aggregation Annual Election	71
Figure 98: Update Aggregation Annual Election Window	71
Figure 99 illustrates the 'Facility Annual Elections' window.	71
Figure 99: Facility Annual Elections Display.....	71
Figure 100: Facility Annual Elections Attributes	72
Figure 101: Facility Annual Elections Filter & Search.....	72
Figure 102: Create Annual Election (Facility).....	73
Figure 103: Create Facility Annual Election Window	73
Figure 104: Update Facility Annual Election	74
Figure 105: Update Facility Annual Election Window	74
Figure 106: Navigating to the Facility CRIS Monthly Screen.....	75
Figure 107: Facility CRIS Monthly Screen	75
Figure 108: Facility CRIS Monthly Attributes.....	76

Revision History

Version	Effective Date	Revisions
1.0	04/16/2024	Initial Release
2.0	03/17/2025	<p>Global</p> <ul style="list-style-type: none"> ➤ Implemented changes related to new functionality supporting the Modelling Improvements for Capacity Accreditation (MICA) project, annual elections, buyer side mitigation and the documentation vault as detailed in the section-specific entries following. <p>Section 3.6</p> <ul style="list-style-type: none"> ➤ Updated to outline the requirement of submitting documentation directly into the Aggregation System. <p>Section 3.6.1</p> <ul style="list-style-type: none"> ➤ Added section to provide an overview of different Documentation Vault Management (DVM) Workflows. <p>Section 3.6.2</p> <ul style="list-style-type: none"> ➤ Added section for upfront documentation requests. <p>Section 3.6.3</p> <ul style="list-style-type: none"> ➤ Added section for monitored field change documentation requests. <p>Section 3.6.4</p> <ul style="list-style-type: none"> ➤ Added section for enrollment verification documentation requests. <p>Section 3.6.5</p> <ul style="list-style-type: none"> ➤ Added section for viewing different documentation requests in the Aggregation System. <p>Section 3.6.6</p> <ul style="list-style-type: none"> ➤ Added section for viewing and managing DVM workflow tasks. <p>Section 3.10.3</p> <ul style="list-style-type: none"> ➤ Added Figure 81 to describe Aggregation CARC data attributes.

Version	Effective Date	Revisions
		<p>Section 3.10.6.1</p> <ul style="list-style-type: none"> ➤ Added section for viewing BSM Facility Summary details. <p>Section 3.10.6.2</p> <ul style="list-style-type: none"> ➤ Added section for viewing BSM Aggregation Buckets details. <p>Section 3.10.7</p> <ul style="list-style-type: none"> ➤ Added section for viewing and managing Annual Elections. <p>Appendix D</p> <ul style="list-style-type: none"> ➤ Added appendix for details on monitored field and the conditions that may trigger documentation requests.
3.0	09/25/2025	<p>All Sections</p> <ul style="list-style-type: none"> ➤ Updated screenshots ➤ Updated attribute for Capacity Resource Interconnection Service (CRIS) functionality updates <p>Section 3.10.8</p> <ul style="list-style-type: none"> ➤ Added section for CRIS Tracking screen <p>Appendix G</p> <ul style="list-style-type: none"> ➤ New appendix includes Short Names of Transmission Owner, Distribution Utility and Meter Services Entities

1. Introduction

The Aggregation System is a New York Independent System Operator, Inc. (NYISO) software application designed to support the participation of Distributed Energy Resources (DER) and Aggregations in the NYISO-administered Energy, Ancillary Services, and Installed Capacity (ICAP) markets (NYISO-administered markets). This document describes how to use the Aggregation System to perform certain tasks required to participate in the DER and Aggregation participation model. This document is intended for use by Aggregators who interface with the NYISO to represent Aggregations of DER.

1.1. Document Purpose and System Capabilities

Via a secure web-based interface, the Aggregation System is the means by which an Aggregator may enroll DER and Aggregations in the NYISO-administered markets and manage ongoing participation of Aggregations.

This document includes the following sections in support of these functions to help the Market Participant (MP) navigate the Aggregation System:

- **Section 1** provides a general introduction to Aggregation System capabilities and describes the purpose of this document.
- **Section 2** describes the requirements to access and use the Aggregation System, including hardware and software, digital certificates, system use pre-requisites, NYISO Aggregator registration, and accessing/exiting the system.
- **Section 3** describes how to use the Aggregation System to perform tasks including, but not limited to, the following: View Transmission Node, Obtain Aggregation ID, Create/Update Aggregations, View Aggregations, Create/Update Facilities, View Facilities, View Asset Source Configuration, Submit Aggregation Enrollment, Export Aggregation Details, Separate Aggregation Enrollment, Review/Past Due Aggregation Enrollment and ICAP-related actions such as Dependable Maximum Net Capability (DMNC), ICAP and Unforced Capacity (UCAP) calculations among others.
- **Appendix A** lists applicable Aggregation data attributes.
- **Appendix B** lists applicable facility data attributes.
- **Appendix C** identifies the required documents that are necessary to enroll Aggregations and DER.

- **Appendix D** lists the monitored fields and conditions under which documentation requests may be triggered.
- **Appendix E** lists applicable DMNC and DMNC Time Stacking attributes.
- **Appendix F** lists combinations of fuel and technology types for assets within DER facilities.
- **Appendix G** lists applicable Transmission Owner (TO), Distribution Utility (DU) and Meter Services Entities (MSEs) Short Names.

The NYISO will update the contents of this User's Guide as needed to reflect software functionality changes or modifications to NYISO-administered market rules that would require new or different tasks to be performed by an Aggregator.

2. Access and Usage Requirements

System requirements to enable Aggregator access and use are described within this section. Please contact NYISO Stakeholder Services (stakeholder_services@nyiso.com) for assistance with functions not described in this User's Guide.

2.1. System Requirements

This section identifies the requirements to access the Aggregation System. Figure 1 lists hardware specifications, Figure 2 lists software specifications, and Figure 3 lists network specifications:

Figure 1: Hardware Specifications

	Recommended	Optimal
Graphics Memory (GPU)	512 MB of GDDR4 or higher	2GB GDDR5 or higher
Processor	(4 MB cache, 4 cores, 4 threads) or higher	(6 MB cache, 4 cores, 8 threads) or higher
RAM	8 GB	16 GB
HDD	SSD	M.2 SSD

Figure 2: Software Specifications

Product	Required
Operating System	64-bit
Browser	<ul style="list-style-type: none"> a. Up-to-date version of a common internet browser b. Internet Explorer is not supported.
CSV/Excel	Spreadsheet application

Figure 3: Network Specifications

	Recommended	Optimal
Network Connectivity	T1 internet connection	OATInet or other high speed internet connection

Additionally, the NYISO requires the following:

1. A North American Energy Standards Board (NAESB) compliant digital certificate
2. Valid Aggregation System user credentials including User ID and associated password.

2.2. Using Digital Certificates

Each user must have a valid digital certificate installed on their computer and specific to its browser to access the Aggregation System.

For more information on digital certificates (including applying, exporting, obtaining installing, and validating), please see the *NYISO Market Participant User's Guide*, available from the NYISO Web site at the following URL:

<https://www.nyiso.com/manuals-tech-bulletins-user-guides>

2.3. Pre-Requisite for System Use

The following are pre-requisites for using this application:

1. Complete the NYISO Customer Registration and Aggregator Registration processes. This can be done through the NYISO Member Community site:
<https://nyiso.force.com/MemberCommunity/s/login/>
Entities that wish to register as a NYISO Customer, Guest, or Shared Governance Member or to amend their existing application may do so online using the NYISO Member Community. To request access to the NYISO Member Community, please submit your name, company name, email, and phone number to the [NYISO Registration Department](#).
2. Configure user's computer(s) for system use.
3. Assign system user privileges at the organization level and configure individual users with applicable privileges. More detailed information can be found in Market Participant Users Guide (MPUG) Section 6.2.7.

2.4. Registering as a NYISO Aggregator

As part of the registration process, the prospective Aggregator must specify one or more individual representatives of their organization who will administer the Aggregation System privileges for all other individual users within the organization. Upon completion of the registration process, the NYISO will assign the Aggregator's organization the privileges required to access Aggregation System, which will allow the designated Market Participant (MP) Administrator(s) to assign Aggregation System user privileges to members of the Aggregator's organization. If the MP Administrator (individual designated through NYISO registration as responsible for assigning privileges to users within organization) is not already registered, the NYISO will assign the MP Administrator a User ID and temporary password for accessing the NYISO

Market Information System (MIS), through which Aggregation System user privileges are administered. Once the user has logged in the first time, it is recommended that the user changes the password, but the system will not force a password reset (see Section 6.2.2 of the MPUG for further information). Otherwise, the MP Administrator's username and password are the same as those already used to access MIS.

Further information on registering as a MP can be found in the MPUG and Aggregation Manual, available on the NYISO Web site at the following URL: <https://www.nyiso.com/manuals-tech-bulletins-user-guides>

The MP must next ensure that the computers of all prospective Aggregation System users are properly configured for system use.

2.5. Privileges & User Roles (Agg System MP User/ Agg System MP Read Only)

The tasks a user will be able to perform within the Aggregation System depend on the user's assigned privileges. Figure 4 lists the two levels of access privileges along with the usage rights conferred by those privilege levels.

Figure 4: AGG System Privilege Levels and Corresponding Usage Rights

Privilege Level	Usage Rights
Aggregation System MP User	<p>Access to all displays and functionalities, including but not limited to those necessary to import, enroll, submit, remove, separate, search, export, refine data, and manage DER and Aggregations.</p> <p>Note: Any Aggregation System MP User also needs the Aggregation System MP User Read Only privilege</p>
Aggregation System MP User Read Only	Access to all displays in a 'view only' capacity, export, search, and data refinement capabilities.

As reflected in Figure 4, system use is restricted at the AGG Web UI MP Read-Only (Aggregation System MP Read Only) User level, whereas the AGG Web UI MP User (Aggregation System MP User) confers full usage rights.

NYISO assigns user privileges via MIS as the final pre-requisite step before using the Aggregation System.

2.6. Accessing the System

Access to the Aggregation System is initiated through a secure page on the NYISO website.

Pre-requisite

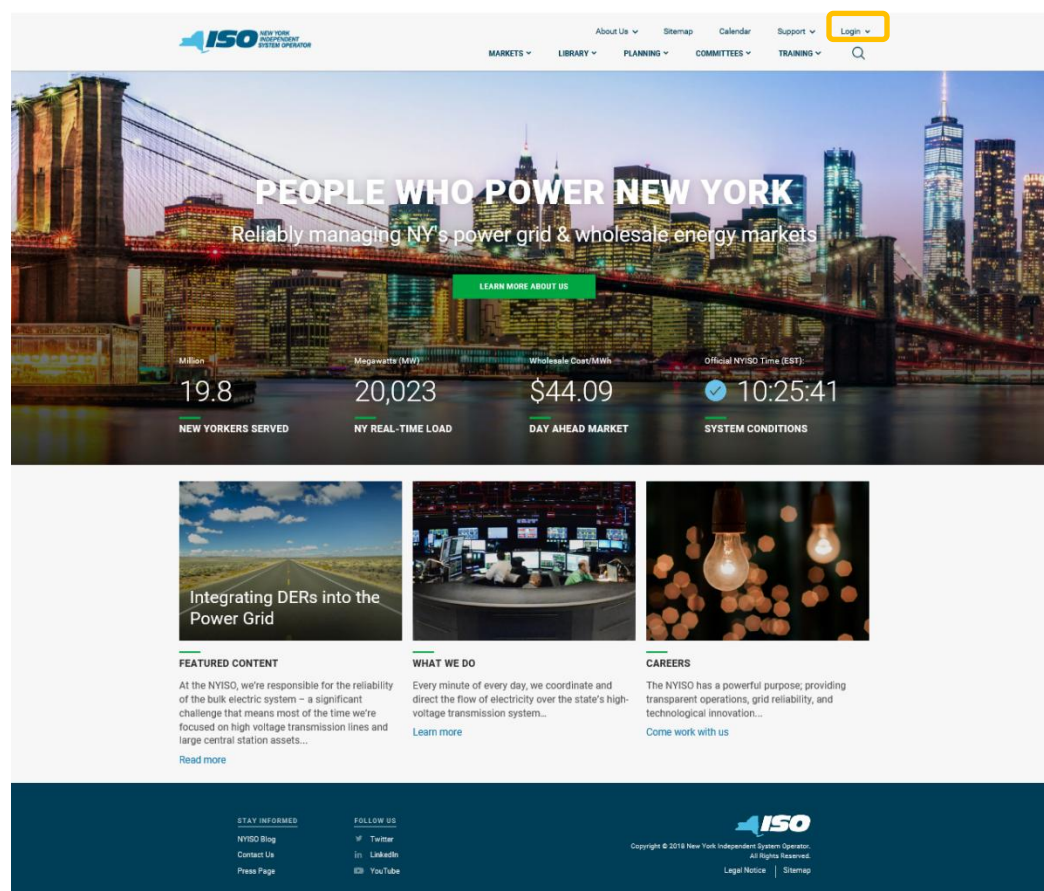
- The MP has completed all pre-requisite tasks for system use, as outlined in Section 2.2.

To access the Aggregation System

This procedure outlines the access path to the Aggregation System login page from the NYISO web site home page. If you would instead prefer to directly access the login page, the location is <https://aggregation.nyiso.com/>. In this case, skip directly to Step 5 of this procedure.

1. Point your browser to the NYISO Home page at www.nyiso.com (see Figure 5).

Figure 5: NYISO Home Page



2. On the NYISO Home page, position your mouse pointer over the **Login** header. The header expands to a list of related categories of information.

3. Within the **Login** dropdown menu, choose **Market Access**.
4. Navigate to the **Aggregation System** heading, choose **User Login**.

The Aggregation System login page is displayed (as shown in Figures 6 & 7).

Figure 6: NYISO AGG System Login Page

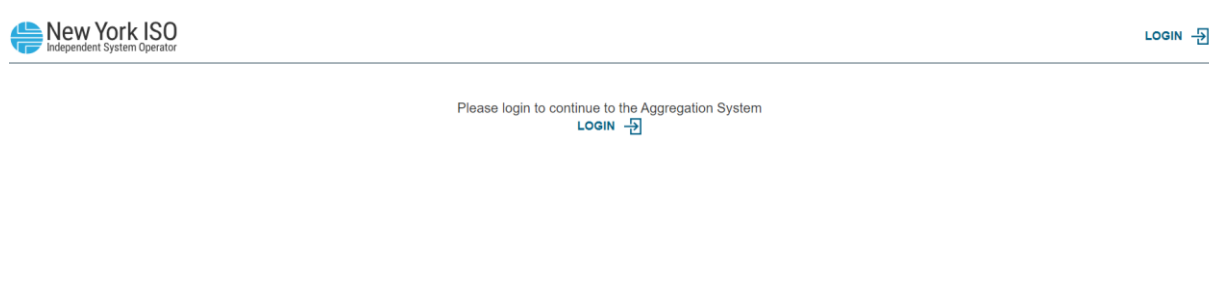


Figure 7: Sign In Page

Log into your NYISO account

MPUSER_1

.....|

Sign in

5. In the corresponding fields, type your **User ID** and **Password** (see Figure 7 above).

The password is case sensitive.

6. Activate the **Sign in** button.

The Aggregation System opens to the Dashboard page, and system use may begin based on assigned privileges.

2.7. Exiting the System

Exiting the Aggregation System is accomplished by logging out of the system.

Pre-requisite

- The MP has accessed the system as described under section 2.5.

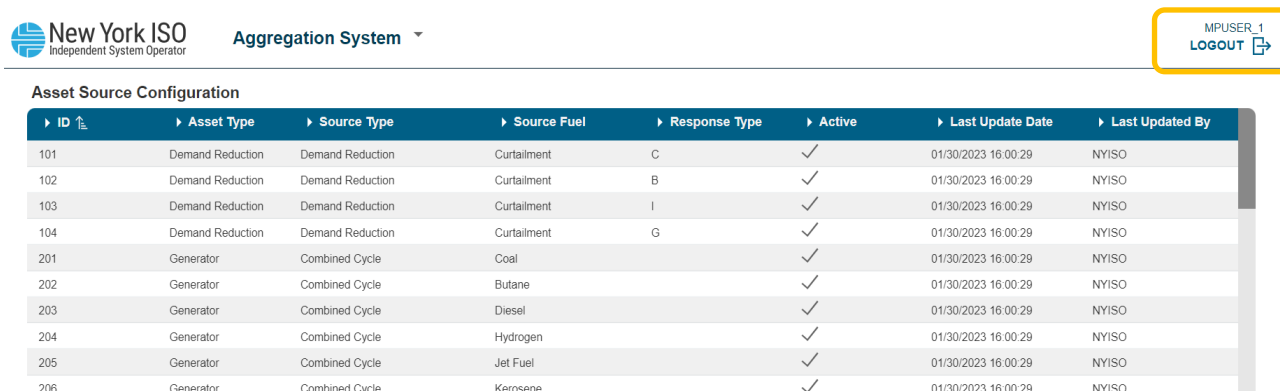
To exit the system

In the upper-right corner of the active page, click the **Logout** link (see Figure 8).

The system logs out the user, as indicated by the message displayed on screen.

The system also logs out the user automatically and does not save incomplete or unsaved data after 60 minutes of use (with prompts that notify the user of the pending logout starting with 5 minutes remaining).

Figure 8: Logout Link



The screenshot shows the New York ISO Aggregation System interface. In the top right corner, there is a yellow box containing the text "MPUSER_1" and a "LOGOUT" button with a right-pointing arrow. Below the header, there is a table titled "Asset Source Configuration".

ID	Asset Type	Source Type	Source Fuel	Response Type	Active	Last Update Date	Last Updated By
101	Demand Reduction	Demand Reduction	Curtailment	C	✓	01/30/2023 16:00:29	NYISO
102	Demand Reduction	Demand Reduction	Curtailment	B	✓	01/30/2023 16:00:29	NYISO
103	Demand Reduction	Demand Reduction	Curtailment	I	✓	01/30/2023 16:00:29	NYISO
104	Demand Reduction	Demand Reduction	Curtailment	G	✓	01/30/2023 16:00:29	NYISO
201	Generator	Combined Cycle	Coal		✓	01/30/2023 16:00:29	NYISO
202	Generator	Combined Cycle	Butane		✓	01/30/2023 16:00:29	NYISO
203	Generator	Combined Cycle	Diesel		✓	01/30/2023 16:00:29	NYISO
204	Generator	Combined Cycle	Hydrogen		✓	01/30/2023 16:00:29	NYISO
205	Generator	Combined Cycle	Jet Fuel		✓	01/30/2023 16:00:29	NYISO
206	Generator	Combined Cycle	Kerosene		✓	01/30/2023 16:00:29	NYISO

3. Using the Aggregation System

Aggregators can access the Aggregation System to manage Aggregations for participation in the NYISO-administered markets. The Aggregation must satisfy all applicable eligibility and performance requirements necessary to participate in the NYISO-administered markets. For additional details regarding the timing and requirements associated with the enrollment process, please refer to the Aggregation Manual (<https://www.nyiso.com/manuals-tech-bulletins-user-guides>).

In order to access the Aggregation System, individual users from an Aggregator's organization must have one or both of the following privileges assigned by the applicable MP Administrator:

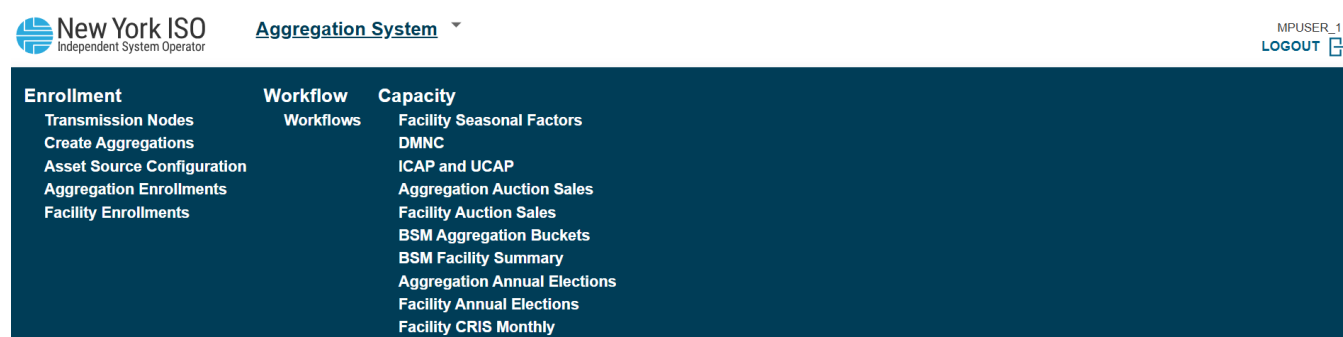
- **'Aggregation System - MP USER'**
- **'Aggregation System - MP READ ONLY'**

'Agg System – MP READ ONLY' will give the user read only access to the screens in the Aggregation System. Having both 'Aggregation System – MP READ ONLY' and 'Aggregation System – MP USER' will give the user read/write access for screens allowing the user to create and/or update enrollment and other data. Upon receiving system access via one of the above privileges, users may perform the applicable functions associated with the assigned privilege in the Aggregation System.

3.1. View Transmission Node


After login (described in Section 2.6), Aggregators will access the Aggregation System Dashboard shown in Figure 9 below.

Figure 9: Aggregation System Dashboard



The Transmission Nodes selection on this display will present the Transmission Nodes page, which allows an Aggregator to search for and view information about Transmission Nodes (Figure 10).

Figure 10: Transmission Nodes Page


New York ISO
Independent System Operator
Aggregation System
MPUSER_1
LOGOUT

Transmission Nodes						
PTID	Name	TO	Start Date	End Date	Station Name	Load Pocket
355582	NCHELSEA_115KV_TR2	CHG&E	01/01/2023		NCHELSEA	
55870	HELLGATE_13_KV_LD	CONED	01/01/2023		HELLGATE	23320 DUNWOODIE SOUTH,23331 IN-CITY 345/138,23322 ASTORIA WEST - QUEENSBRIDGE,23323 ASTOR
80602	PLSNTVLE_13_KV_13.8KVDIST	CONED	01/01/2023		PLSNTVLE	
355505	JAMAICA_27_KV_LOAD	CONED	01/01/2023		JAMAICA	23320 DUNWOODIE SOUTH,23331 IN-CITY 345/138,23321 ASTORIA EAST - COR- JAMAICA
355998	BENSHRST_27_KV_BENSHRST_1	CONED	01/01/2023		BENSHRST	23320 DUNWOODIE SOUTH,23331 IN-CITY 345/138,23325 VERNON - GREENWOOD,23332 GREENWOOD -
356117	WS0THST_13_KV_LOAD	CONED	01/01/2023		WS0THST	23320 DUNWOODIE SOUTH
356125	BROWNSV1_27_KV_LOAD	CONED	01/01/2023		BROWNSV1	23320 DUNWOODIE SOUTH
356172	GLENDALE_27_KV_LOAD	CONED	01/01/2023		GLENDALE	23320 DUNWOODIE SOUTH,23331 IN-CITY 345/138,23322 ASTORIA WEST - QUEENSBRIDGE,23325 VERNON
356214	E179THST_13_KV_LOAD	CONED	01/01/2023		E179THST	23320 DUNWOODIE SOUTH,23331 IN-CITY 345/138
356215	WHITEPLN_13_KV_LOAD	CONED	01/01/2023		WHITEPLN	
356217	MILLWOOD_13_KV_LOAD	CONED	01/01/2023		MILLWOOD	
356241	CHERRYST_13_KV_LD	CONED	01/01/2023		CHERRYST	23320 DUNWOODIE SOUTH,23334 EAST RIVER
356247	N QUEENS_27_KV_LOAD	CONED	01/01/2023		N QUEENS	23320 DUNWOODIE SOUTH,23331 IN-CITY 345/138,23321 ASTORIA EAST - COR- JAMAICA
356253	FRESHKLS_33_KV_LOAD	CONED	01/01/2023		FRESHKLS	23320 DUNWOODIE SOUTH,23333 STATEN ISLAND
356306	ROCKVIEW_13_KV_LD	CONED	01/01/2023		ROCKVIEW	
55734	WATSON_69_KV_BK 1	LIPA	01/01/2023		WATSON	
55738	GREENLWN_69_KV_BK 3	LIPA	01/01/2023		GREENLWN	
55787	N BELMOR_69_KV_BK1	LIPA	01/01/2023		N BELMOR	
55790	BROOKVLE_69_KV_TB1	LIPA	01/01/2023		BROOKVLE	
55809	SOUTHOLD_69_KV_BK 2	LIPA	01/01/2023		SOUTHOLD	
55817	TIANA_69_KV_BK 1	LIPA	01/01/2023		TIANA	
55828	HEWLETT_69_KV_BK3	LIPA	01/01/2023		HEWLETT	

Full dataset
Current page dataset
<< < > >>
Page 1 of 2
Go to page: 1

Each active Transmission Node is listed on this display – prior to beginning enrollment of an Aggregation or DER, the Aggregator should review the list of active Transmission Nodes and identify the appropriate node based on the electrical location of its Aggregation(s). The Aggregator is required to obtain confirmation from the applicable TO that the selected node is accurate based on the location of the Aggregation(s) and must submit evidence of such to the NYISO – please refer to the Aggregation Manual for process details and requirements.

If a Transmission Node is retired, the NYISO shall notify any impacted Aggregators via email. The Transmission Node record shall receive an End Date, signifying that the Transmission Node is no longer active for Locational Based Marginal Pricing (LBMP) calculation or modeling purposes. Impacted Aggregations will be required to re-import all impacted Aggregations and DER facilities mapping to the new applicable Transmission Node, upon receiving advanced 90-day notice from the NYISO.

Each active Transmission Node is characterized in the Aggregation System by a series of attributes, all viewable by the Aggregator user(s):

Attribute	Format	Description
PTID	Integer	Unique ID assigned to the Transmission Node
Name	Text	Name of the Transmission Node
TO	Text	Transmission Owner in whose jurisdiction the Transmission Node is located
Start Date	Date	Market participation commencement date
End Date	Date	Market participation conclusion date (if applicable)
Station Name	Text	Name of substation associated with the Transmission Node
Load Pocket	Multi-Selection	One or more Load Pockets selected when Transmission Node is located in Zone J
Zone	Text	Zone where the Transmission Node is located
Subzone	Text	Subzone where the Transmission Node is located
Substation Zip Code	Integer	Zip code where the station is located
EDC Area	Integer	Economic Dispatch Control area value
Description	Text	Additional description or details as needed
Last Update Date	Date	Date that the record was last updated
Last Updated By	Text	Last user that updated the record

The list of active Transmission Nodes can also be found on the NYISO website under Markets → Energy Market & Operational Data → Reports and Info (Figure 11). This list is available in .csv, .htm, and PDF formats on the NYISO website (Figure 12).

Figure 11: Active Transmission Nodes

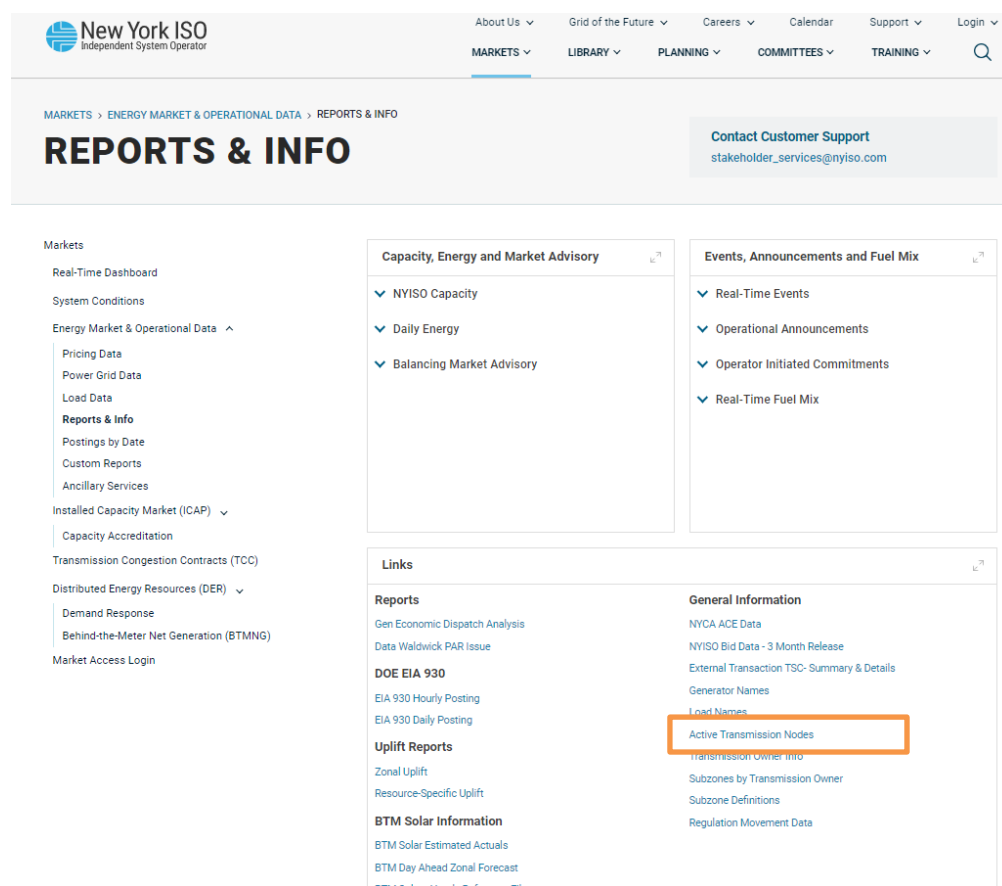


Figure 12: Active Transmission Nodes File Types

Active Transmission Nodes

[CSV File](#)

[HTM File](#)

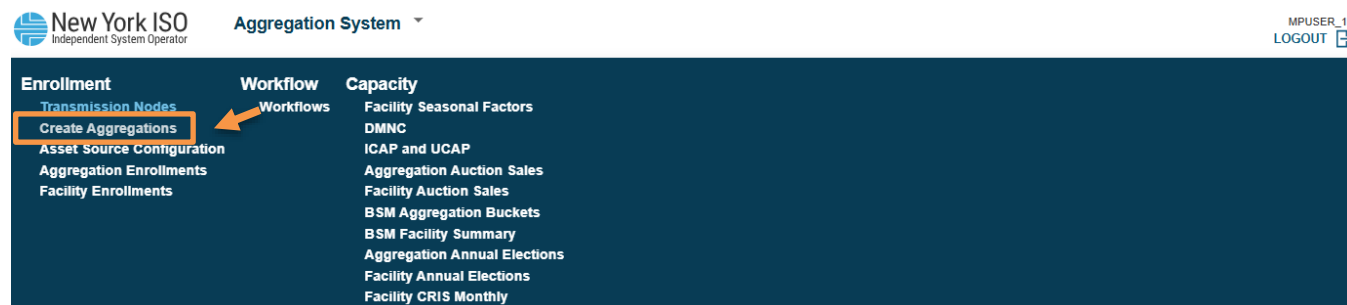
[PDF File](#)

3.2. Obtain Aggregation ID

After viewing the list of active Transmission Node Point Identifications (PTIDs) to identify the appropriate Transmission Node to which all Aggregations and DER will be electrically mapped, an Aggregator may then initiate the enrollment process. An Aggregator may import and save individual DER facility information or Aggregation information in the Aggregation System in any order. The NYISO does not require an Aggregation to be established before DER information can be imported and saved. Obtaining an Aggregation ID is a prerequisite for importing Aggregation information. Obtaining an Aggregation ID allows an Aggregator to subsequently 'Create' an Aggregation using that ID.

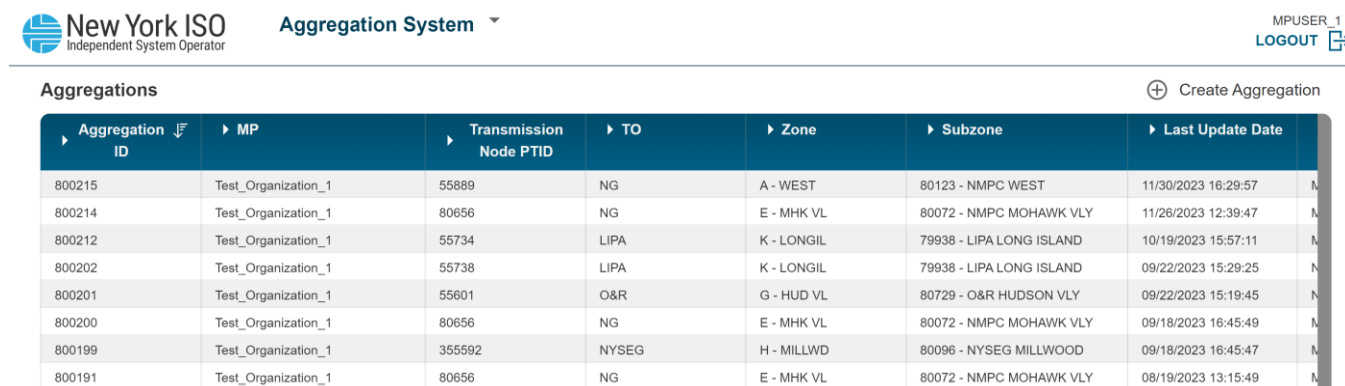
An Aggregator should first navigate to the 'Create Aggregations' display, which can be accessed through the main Aggregation System drop down menu (Figure 13).

Figure 13: Create Aggregations



Upon opening the 'Aggregations' display, the list of existing Aggregations managed by the Aggregator will populate (Figure 14). If the Aggregator is creating an Aggregation for the first time, the table will be empty. Each Aggregation is characterized by several attributes, which are described later in this section.

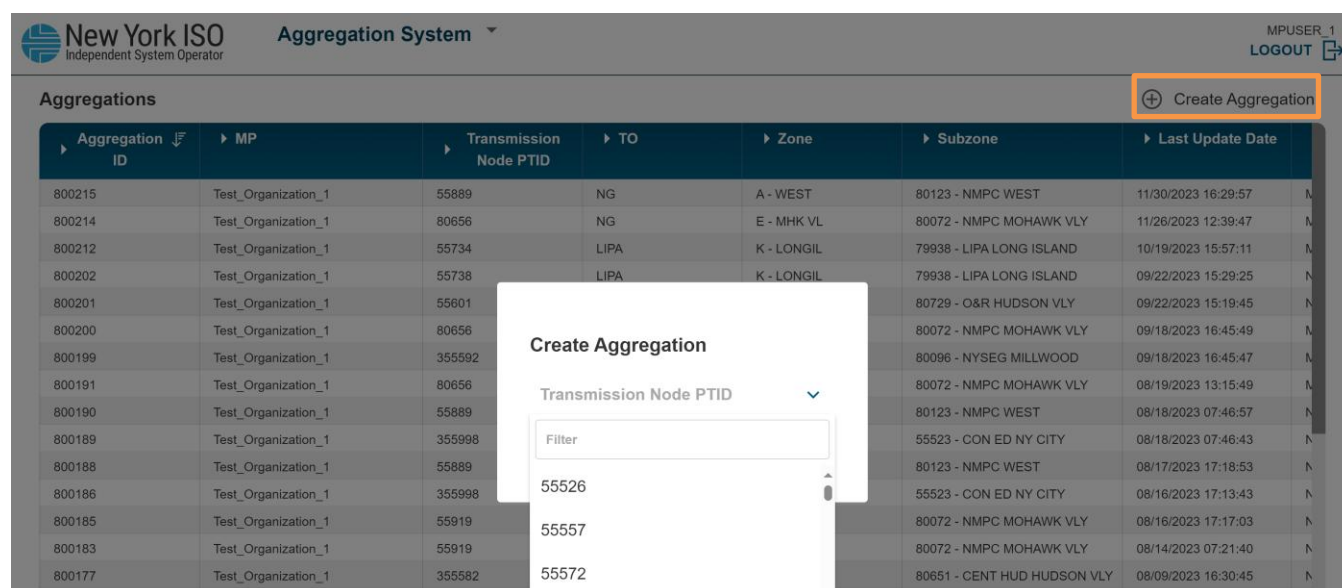
Figure 14: Aggregations Display



Aggregation ID	MP	Transmission Node PTID	TO	Zone	Subzone	Last Update Date
800215	Test_Organization_1	55889	NG	A - WEST	80123 - NMPC WEST	11/30/2023 16:29:57
800214	Test_Organization_1	80656	NG	E - MHK VL	80072 - NMPC MOHAWK VLY	11/26/2023 12:39:47
800212	Test_Organization_1	55734	LIPA	K - LONGIL	79938 - LIPA LONG ISLAND	10/19/2023 15:57:11
800202	Test_Organization_1	55738	LIPA	K - LONGIL	79938 - LIPA LONG ISLAND	09/22/2023 15:29:25
800201	Test_Organization_1	55601	O&R	G - HUD VL	80729 - O&R HUDSON VLY	09/22/2023 15:19:45
800200	Test_Organization_1	80656	NG	E - MHK VL	80072 - NMPC MOHAWK VLY	09/18/2023 16:45:49
800199	Test_Organization_1	355592	NYSEG	H - MILLWD	80096 - NYSEG MILLWOOD	09/18/2023 16:45:47
800191	Test_Organization_1	80656	NG	E - MHK VL	80072 - NMPC MOHAWK VLY	08/19/2023 13:15:49

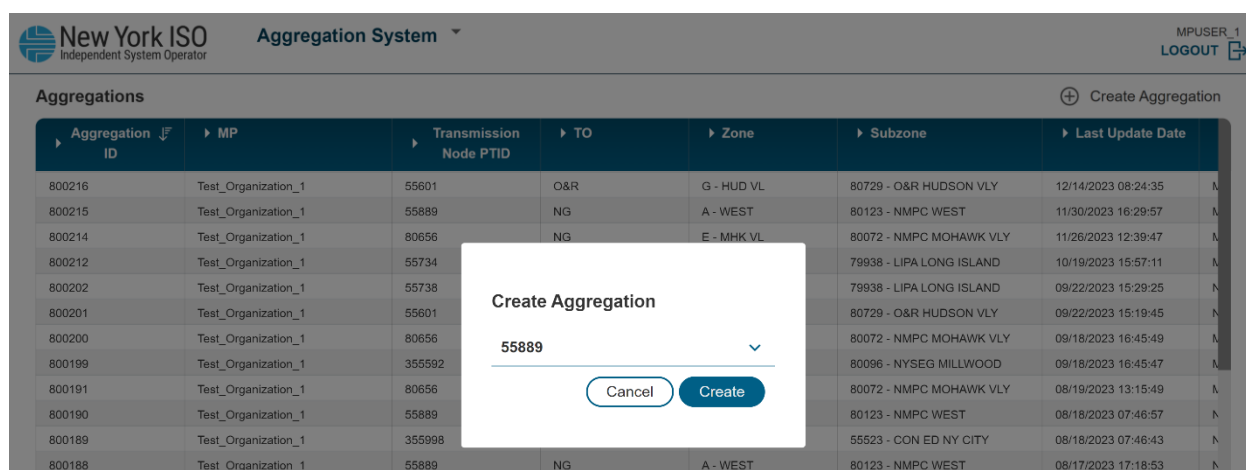
In order to create an Aggregation, the Aggregator will need to obtain an Aggregation ID from the Aggregation System by selecting the 'Create Aggregation' control at the top right of the display (Figure 15). This function will require the selection of a Transmission Node PTID, based on the list of active Transmission Nodes; the Aggregator should already have consulted this list and obtained confirmation of the Transmission Node PTID from the applicable TO.

Figure 15: Create Aggregation – Transmission Node PTID Dropdown Selection




Once the Transmission Node PTID is selected, the Aggregator must select 'Create' to finalize the selection and creation of the new Aggregation (Figure 16).

Figure 16: Create Aggregation – Transmission Node PTID Selected



Upon initiating 'Create' from the 'Create Aggregation' window, a new, system-generated Aggregation ID is assigned to the Transmission Node PTID, corresponding to the newly created Aggregation. The Aggregation System will return an 'Info' message to the Aggregator summarizing the completion of the process (see image below, Figure 17): 'Aggregation has been created: Aggregation ID = XXXXXX.'

Figure 17: Aggregation Info Message



New York ISO
Independent System Operator

Aggregation System ▾

Aggregations

Aggregation ID	MP	Transmission Node PTID	TO	Zone	Subzone	Last Update Date
800217	Test_Organization_1	55889	NG	A - WEST	80123 - NMPC WEST	12/14/2023
800216	Test_Organization_1	55601	O&R	G - HUD VL	80729 - O&R HUDSON VLY	12/14/2023
800215	Test_Organization_1	55889	NG	A - WEST	80123 - NMPC WEST	11/30/2023
800214	Test_Organization_1	80656	NG	E - MHK VL	80072 - NMPC MOHAWK VLY	11/26/2023
800212	Test_Organization_1	55734	LIPA	K - LONGIL	79938 - LIPA LONG ISLAND	10/19/2023
800202	Test_Organization_1	55738	LIPA	K - LONGIL	79938 - LIPA LONG ISLAND	09/22/2023
800201	Test_Organization_1	55601	O&R	G - HUD VL	80729 - O&R HUDSON VLY	09/22/2023
800200	Test_Organization_1	80656	NG	E - MHK VL	80072 - NMPC MOHAWK VLY	09/18/2023

Info

Aggregation ID: The following Aggregation has been created: Aggregation ID = 800217

Upon successful creation of an Aggregation, the Aggregator may view all attributes describing the Aggregation in the 'Aggregations' table display. These attributes do not encompass all data attributes applicable to the Aggregation and may not be immediately populated upon its successful creation (Figures 18 and 19).

Figure 18: Create Aggregation Data Attributes

Attribute	Format	Description
Aggregation ID	Integer	Unique ID assigned to the Aggregation
MP	Text	Name of the Market Participant
Transmission Node PTID	Selection	Transmission Node PTID, corresponding to the PTID selected
TO	Text	Transmission Owner in whose jurisdiction the Aggregation is located
Zone	Text	Zone where the Aggregation is located
Subzone	Text	Subzone where the Aggregation is located
Last Update Date	Date	Date that the record was last updated
Last Updated By	Text	Last user that updated the record

Figure 19: New Aggregation Display Information

New York ISO Aggregation System MPUSER_1 LOGOUT							
Aggregations + Create Aggregation							
Aggregation ID	MP	Transmission Node PTID	TO	Zone	Subzone	Last Update Date	Last Updated By
800183	Test_Organization_1	55919	NG	E - MHK VL	80072 - NMPC MOHAWK VLY	08/14/2023 07:21:40	NYISO
800177	Test_Organization_1	355582	CHG&E	G - HUD VL	80651 - CENT HUD HUDSON VLY	08/09/2023 16:30:45	NYISO
800175	Test_Organization_1	355582	CHG&E	G - HUD VL	80651 - CENT HUD HUDSON VLY	08/09/2023 16:27:49	NYISO
800168	Test_Organization_1	355732	NYPA	D - NORTH	80599 - NYPA NORTH	08/08/2023 07:00:43	NYISO Analysis & Planning
800154	Test_Organization_1	80674	RG&E	B - GENESE	79964 - RG&E GENESEE	07/13/2023 12:19:27	MPUSER_1
800153	Test_Organization_1	80332	NYSEG	C - CENTRL	79984 - NYSEG CENTRAL	07/13/2023 12:18:48	MPUSER_1
800152	Test_Organization_1	55889	NG	A - WEST	80123 - NMPC WEST	07/13/2023 10:10:01	NYISO
800151	Test_Organization_1	55919	NG	E - MHK VL	80072 - NMPC MOHAWK VLY	07/13/2023 10:08:33	NYISO
800149	Test_Organization_1	80458	NG	F - CAPITL	79908 - NMPC CAPITAL	07/12/2023 16:58:07	NYISO
800148	Test_Organization_1	80656	NG	E - MHK VL	80072 - NMPC MOHAWK VLY	07/12/2023 15:41:56	NYISO
800142	Test_Organization_1	55557	O&R	G - HUD VL	80729 - O&R HUDSON VLY	07/07/2023 12:55:07	MPUSER_1
800141	Test_Organization_1	80458	NG	F - CAPITL	79908 - NMPC CAPITAL	07/06/2023 12:14:26	NYISO
800140	Test_Organization_1	79998	NG	C - CENTRL	80113 - NMPC CENTRAL	07/20/2023 13:58:27	NYISO
800139	Test_Organization_1	80656	NG	E - MHK VL	80072 - NMPC MOHAWK VLY	07/04/2023 06:54:55	MPUSER_1
800138	Test_Organization_1	55557	O&R	G - HUD VL	80729 - O&R HUDSON VLY	07/03/2023 22:56:46	MPUSER_1

Most displays will also have 'Last Update Date' and 'Last Updated By' columns in their list.

3.3. Aggregation(s)

3.3.1. Create/Update Aggregation(s)


After creating an Aggregation, the Aggregator may view and manage Aggregations by accessing the 'Aggregation Enrollments' display from the main Aggregation System dropdown menu (Figure 20).

Figure 20: Aggregation Enrollments

New York ISO Aggregation System MPUSER_1 LOGOUT		
Enrollment	Workflow	Capacity
Transmission Nodes	Workflows	Facility Seasonal Factors
Create Aggregations		DMNC
Asset Source Configuration		ICAP and UCAP
Aggregation Enrollments		Aggregation Auction Sales
Facility Enrollments		Facility Auction Sales
		BSM Aggregation Buckets
		BSM Facility Summary
		Aggregation Annual Elections
		Facility Annual Elections
		Facility CRIS Monthly

This display features several additional informational attributes beyond those included in the 'Aggregations' display (Figure 21).

Figure 21: Aggregation Enrollments Display



New York ISO
Independent System Operator
Aggregation System
MPUSER_1
LOGOUT

Aggregation Enrollments
Create
Submit
Export Details
Separate

Aggregation ID	Aggregation Full Name	Aggregation Type	MP	Meter Authority	Start Date	End Date	Status
800117	KINTIGH_D_V_A_DER01	DER	Test_Organization_1	VLT	05/01/2025		Enrolled
800118	WOODMERE_D_AggT_099	DER	Test_Organization_1	LIPA	06/01/2025		Enrolled
800119	LUTHERNY_D_MaTestSEB	DER	Test_Organization_1	M-COG	07/01/2025		Pending NYI

To create an Aggregation enrollment record, the Aggregator must select the ‘Create’ screen control from the ‘Aggregation Enrollments’ display, which initiates the process of populating all required data attributes for a given Aggregation (Figures 22 & 23).

Figure 22: Create or Update Aggregation Enrollment


New York ISO
Independent System Operator
Aggregation System
MPUSER_1
LOGOUT

Aggregation Enrollments
Create
Submit
Export Details
Separate

Aggregation ID	Aggregation Full Name	Aggregation Type	MP	Meter Authority	Start Date	End Date	Status
800117	KINTIGH_D_V_A_DER01	DER	Test_Organization_1	VLT	05/01/2025		Enrolled
800118	WOODMERE_D_AggT_099	DER	Test_Organization_1	LIPA	06/01/2025		Enrolled
800119	LUTHERNY_D_MaTestSEB	DER	Test_Organization_1	M-COG	07/01/2025		Pending NYI

Figure 23: Create/Update Aggregation Enrollment Display

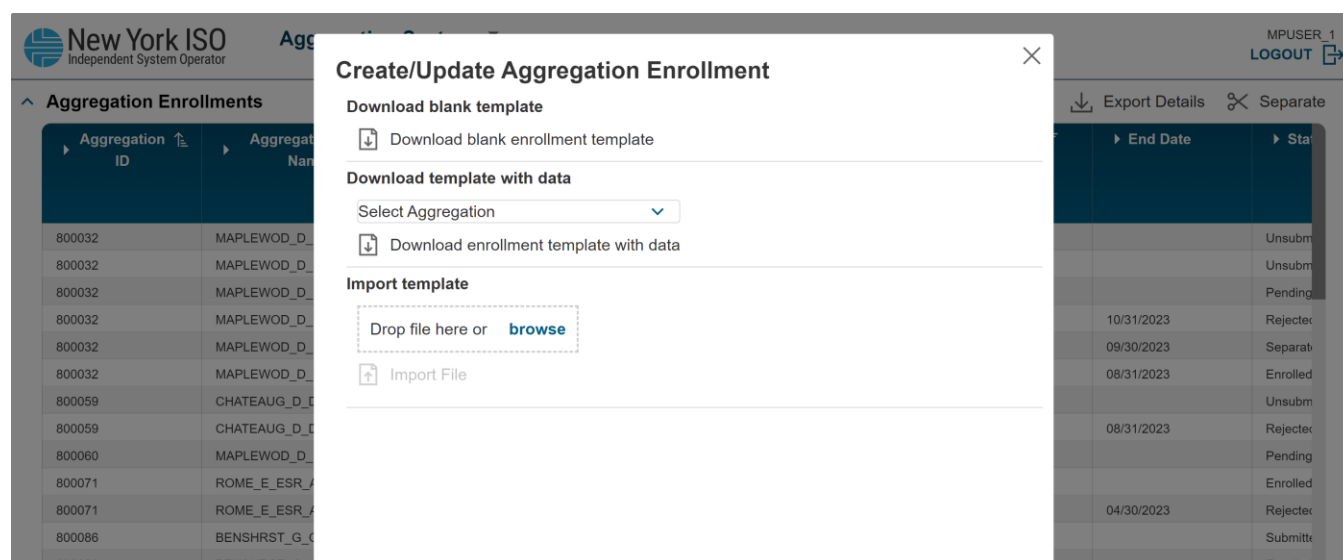


Figure 23 illustrates the ‘Create/Update Aggregation Enrollment’ window, which allows the Aggregator to perform the following actions:

- Download blank template – Allows the Aggregator to download a blank template of the upload file for one or more Aggregations. This file can then be used to prepare and input data for one or more Aggregations for import into the Aggregation System using the same window.
- Download template with data – Allows the Aggregator to download a version of the upload template with the most recent data for one or more Aggregator-specified Aggregation(s). This file can then be used to update any of the data and import the new version of the Aggregation into the Aggregation System. When importing a file reflecting one or more updates to an existing Aggregation(s), the Aggregation System action depends on the status of the existing Aggregation enrollment record:
 - If the original Aggregation enrollment record is ‘Draft,’ the System will override the existing data with the updated data.
 - If the original Aggregation enrollment record is ‘Submitted,’ the System will return an error – once Submitted, an Aggregation may not be modified unless the requesting Aggregator contacts DER@nyiso.com to have the current submission returned to a status of ‘Unsubmitted.’
- Import template – Allows the Aggregator to upload data from the template containing data for a

new Aggregation(s) or updates for an existing Aggregation(s), depending on whether a download with or without data was selected.

The data contained within the import template for each Aggregation is described in Appendix A of this User's Guide. The file format is comma delimited.

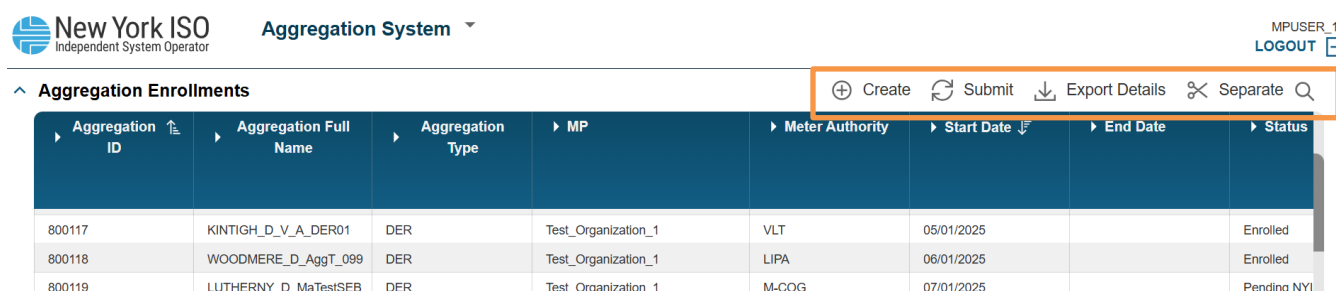
The applicable TOs, DUs and MSEs are listed in Appendix G of this User's Guide for reference.

From the 'Aggregation Enrollments' display, Aggregators may also execute several additional administrative actions (Figures 24 & 25).

Figure 24: Description of Additional Aggregation Enrollments Actions

Name	Function
Search Enrollments (Magnifying glass icon)	Searches for a specific Aggregation enrollment record. For more information about this action, please refer to Section 3.3.2 (View Aggregations) of this User's Guide.
Submit	Submits the selected Aggregation(s). For more information about this action, please refer to Section 3.6 (Submit Aggregation Enrollments) of this User's Guide.
Export Details	Initiates the export of Aggregation details for the selected Aggregation(s). For more information about this action, please refer to Section 3.7 (Export Aggregation Details) of this User's Guide.
Separate	Separates the selected Aggregation(s) from market participation. For more on this action, please refer to Section 3.8 (Separate Aggregation Enrollments) of this User's Guide.

Figure 25: Aggregation Enrollments Actions



The screenshot shows the 'Aggregation System' interface. At the top, there is a header with the 'New York ISO' logo and 'Independent System Operator' text. To the right of the header is a dropdown menu labeled 'Aggregation System'. In the top right corner, there is a user profile icon labeled 'MPUSER_1' and a 'LOGOUT' button. Below the header, there is a section titled 'Aggregation Enrollments'. This section contains a table with columns: 'Aggregation ID', 'Aggregation Full Name', 'Aggregation Type', 'MP', 'Meter Authority', 'Start Date', 'End Date', and 'Status'. The table lists three rows of data. Above the table, there is a toolbar with five buttons: 'Create', 'Submit', 'Export Details', 'Separate', and a search icon. The 'Create', 'Submit', 'Export Details', and 'Separate' buttons are highlighted with an orange border.

Aggregation ID	Aggregation Full Name	Aggregation Type	MP	Meter Authority	Start Date	End Date	Status
800117	KINTIGH_D_V_A_DER01	DER	Test_Organization_1	VLT	05/01/2025		Enrolled
800118	WOODMERE_D_AggT_099	DER	Test_Organization_1	LIPA	06/01/2025		Enrolled
800119	LUTHERNY_D_MaTestSEB	DER	Test_Organization_1	M-COG	07/01/2025		Pending NYI

3.3.2. View Aggregations

From the 'Aggregation Enrollments' display, Aggregators may view a summarized list of all Aggregations within their portfolio. Each Aggregation on this display is categorized by several data summary attributes (Figure 26).

Figure 26: Aggregation Enrollments Attributes

Data	Format	Description
Aggregation ID	Integer	Unique ID assigned to the Aggregation
Aggregation Full Name	Text	Full Name of the Aggregation as it appears in NYISO operating systems
Aggregation Type	Text	One of the following: DER, Energy Storage Resources (ESR), Limited Energy Storage Resource (LESR), Generator, Wind, Solar, or Landfill Gas
MP	Text	Name of the Market Participant
Meter Authority	Text	Entity responsible for metering and meter data services for the Aggregation
Start Date	Date	Market participation commencement date
End Date	Date	Market participation conclusion date (if applicable)
Status	Text	Status of the enrollment record in the NYISO System workflow (Draft, Unsubmitted, Submitted, Pending NYISO Review, Enrolled, Rejected, Separated)
DU Status	Text	System Populated. Facility DU Approval progress: DU Approved – The facility has been Approved by the assigned DU DU Denied – The facility has been Denied by the assigned DU <Blank> - The facility has not been reviewed or is in the process of being review by the assigned DU
Zone	Text	NYCA Zone where the Aggregation is located
Transmission Node PTID	Integer	Transmission Node PTID based on original selection by Aggregator
Summer Total Supply Declared MW (UOL)	MW	Total Upper Operating Limit MW declared during Summer (reflects Injection, Demand Reduction, Withdrawal capabilities)
Summer Declared Injection MW	MW	Total amount of injection MW declared for Summer
Summer Declared Demand Reduction MW	MW	Total amount of demand reduction MW declared for Summer
Summer Declared Withdrawal MW (LOL)	MW	Total amount of withdrawal MW declared for Summer
Winter Total Supply Declared MW (UOL)	MW	Total Upper Operating Limit MW declared during Winter (reflects Injection, Demand Reduction, Withdrawal capabilities)
Winter Declared Injection MW	MW	Total amount of injection MW declared for Winter
Winter Declared Demand Reduction MW	MW	Total amount of demand reduction MW declared for Winter

Data	Format	Description
Winter Declared Withdrawal MW (LOL)	MW	Total amount of withdrawal MW declared for Winter
EDL	Integer	Energy Duration Limitation value, equal to 2, 4, 6, or 8 hours.
Fixed Energy Service	Text	Indicates whether Fixed Energy was selected for the Aggregation.
Dispatched Energy Service	Boolean	Indicates whether Dispatched Energy was selected for the Aggregation.
Winter Regulation Service	Boolean	Indicates whether Winter Regulation Service was selected for the Aggregation
Summer Regulation Service	Boolean	Indicates whether Summer Regulation Service was selected for the Aggregation
10 Minute Spinning Reserves Service	Boolean	Indicates whether 10-Minute Spinning Reserves Service was selected for the Aggregation
10 Minute Non-Spin Reserves Service	Boolean	Indicates whether 10-Minute Non-Spin Reserves Service was selected for the Aggregation
30 Minute Synchronous Reserves Service	Boolean	Indicates whether 30-Minute Synchronous Reserves Service was selected for the Aggregation
30 Minute Non-Synchronous Reserves Service	Boolean	Indicates whether 30-Minute Non-Synchronous Reserves Service was selected for the aggregation
Capacity Service	Boolean	Indicates whether the Aggregation has elected to participate in the ICAP market
# of Facilities	Integer	Number of DER facilities in the Aggregation
Last update Date	Date	Date that the record was last updated
Last updated by	Text	Last user that updated the record

An Aggregator may filter and search for specific values within each of the attributes included in the ‘Aggregation Enrollments’ display, to enable an Aggregator to access specific information on one or several Aggregation enrollment records (Figure 27).

Figure 27: Search by Aggregation Enrollment Data Attributes

New York ISO Independent System Operator Aggregation System MPUSER_1 LOGOUT

^ Aggregation Enrollments (+) Create (↺) Submit (↓) Export Details (✂) Separate (🔍)

Aggregation ID	Aggregation Full Name	Aggregation Type	MP	Meter Authority	Start Date	End Date	Status
800118	WOODMERE_D_AggT_099	DER	Test_Organization_1	LIPA	06/01/2025		Enrolled
800119	LUTHERNY_D_MaTestSEB	DER	Test_Organization_1	M-COG	07/01/2025		Pending NYI
800122	GREENDGE_D_DU Agg1	DER	Test_Organization_1	NYSEG	07/01/2025		Submitted

Aggregators can also search for a specific Aggregation enrollment record by executing the ‘Search Enrollment’ action (Magnifying glass icon), which allows the user to search for specific parameters related to several attributes (Figures 28 and 29).

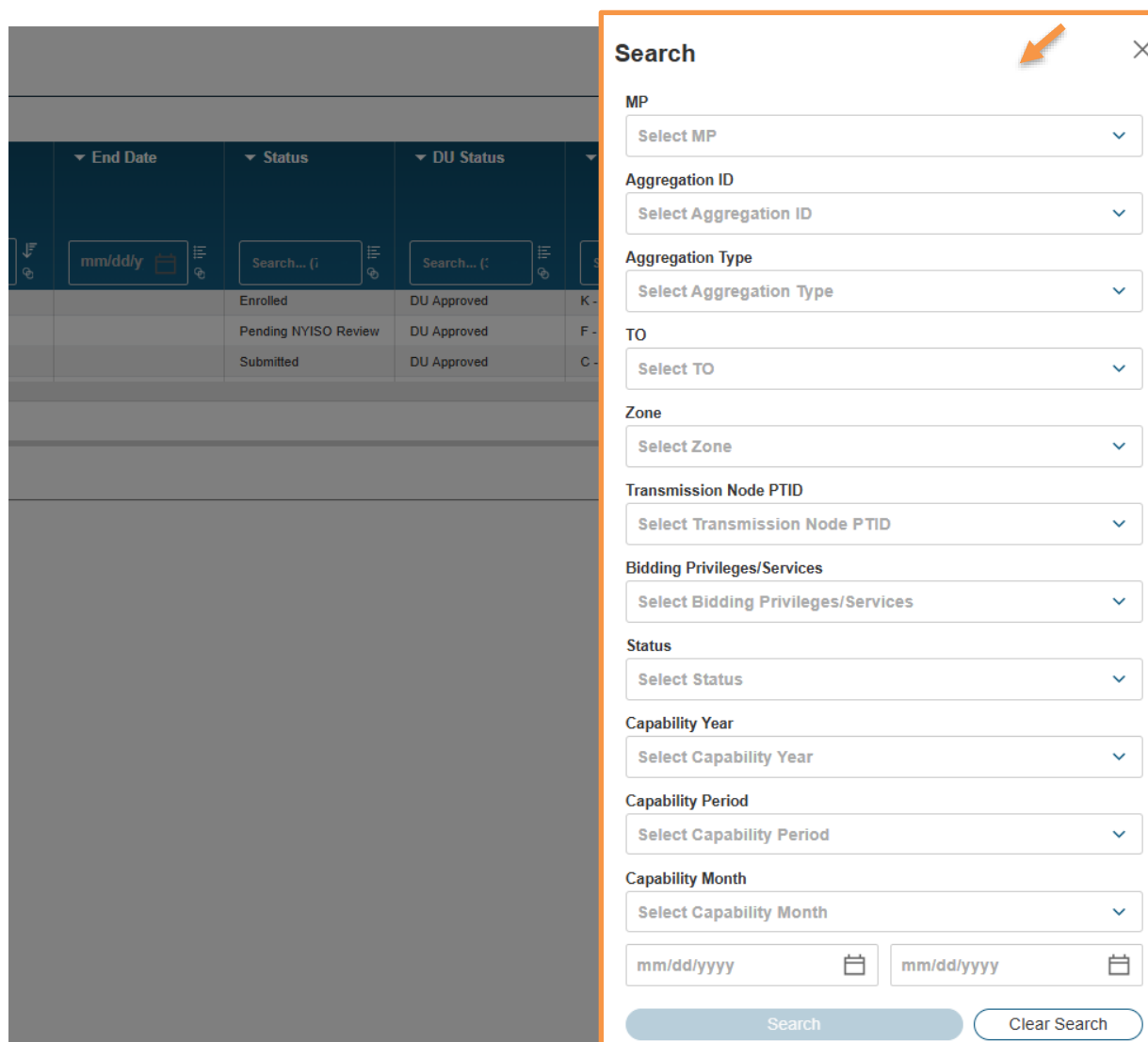
Figure 28: Search Aggregation Enrollments

New York ISO Independent System Operator Aggregation System MPUSER_1 LOGOUT

^ Aggregation Enrollments (+) Create (↺) Submit (↓) Export Details (✂) Separate (🔍)

Aggregation ID	Aggregation Full Name	Aggregation Type	MP	Meter Authority	Start Date	End Date	Status
800118	WOODMERE_D_AggT_099	DER	Test_Organization_1	LIPA	06/01/2025		Enrolled
800119	LUTHERNY_D_MaTestSEB	DER	Test_Organization_1	M-COG	07/01/2025		Pending NYI
800122	GREENDGE_D_DU Agg1	DER	Test_Organization_1	NYSEG	07/01/2025		Submitted

Figure 29: Search Aggregation Enrollment Criteria



Search

MP
Select MP

Aggregation ID
Select Aggregation ID

Aggregation Type
Select Aggregation Type

TO
Select TO

Zone
Select Zone

Transmission Node PTID
Select Transmission Node PTID

Bidding Privileges/Services
Select Bidding Privileges/Services

Status
Select Status

Capability Year
Select Capability Year

Capability Period
Select Capability Period

Capability Month
Select Capability Month

mm/dd/yyyy mm/dd/yyyy

Search Clear Search

Aggregators can view details of an individual Aggregation by clicking the row containing that Aggregation. Several additional attributes are displayed as part of the 'Agg Enrollment Details' tab below the main summary table (Figures 30 and 31).

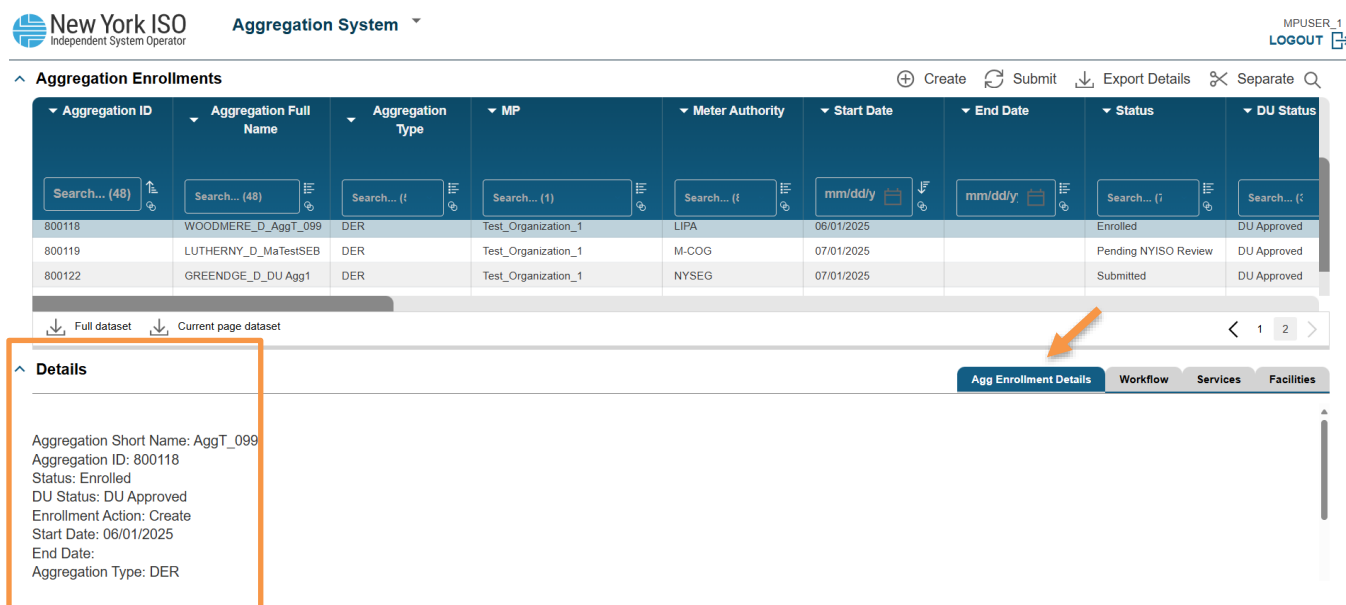
Figure 30: Data Attributes Displayed

Data	Description
Aggregation Short Name	As included in the Aggregation Full Name; Value entered by Aggregator during enrollment data import to describe and uniquely identify Aggregation
Aggregation ID	Unique ID assigned to the Aggregation
Status	NYISO System workflow status of the enrollment record

Data	Description
DU Status	System Populated. Aggregation DU Approval progress: DU Approved – All of the facilities associated with the Aggregation have been Approved by the assigned DU DU Denied –One or more of the facilities associated with the Aggregation have been Denied by the assigned DU. <Blank> - The Aggregation’s facilities have not all been reviewed or they are in the process of being reviewed by the assigned DU
Enrollment Action	System Populated; Determines purpose of current user action, whether a new ‘Create’ or an ‘Update,’ or ‘Separate’ of a record from market participation. If the System assigns a status of ‘Unknown,’ please contact DER@nyiso.com
Start Date	Market participation commencement date
End Date	Market participation conclusion date (if applicable)
Aggregation Type	DER, ESR, LESR, Generator, Wind, Solar, or Landfill Gas
ELR (Aggregation)	Y/N Energy Limited Resource type of Aggregation
TO	Transmission Owner
Zone	NYCA Zone where the Aggregation is located
Subzone	Subzone where the Aggregation is located
Charging At Retail - Aggregation	Y/N whether the withdrawal-eligible Generators in the Aggregation are billed at a retail rate for Energy when charging from the grid
LSE PTID - Aggregation	The PTID of the Aggregation’s Load Serving Entity administering the charges for Energy withdrawals at a retail rate, if applicable
Transmission Node PTID	Transmission Node PTID as selected by the Aggregator
2 Year Outage Schedule Provided	Y/N indication of compliance with the NYISO’s requirement that each Resource submit a 2-year forecast outage schedule for market participation. This information is required for Aggregations that intend to participate in the ICAP market.
Aggregation Meter Authority	Organization name abbreviation/short name as reflected in the MIS of either the MSE or the Member System responsible for metering services for the Aggregation
Direct Communication to NYISO	Y/N whether the Aggregator has opted to communicate in parallel directly with the NYISO in addition to the required communication via the applicable TO
Aggregation Communication Type	Applicable if the Aggregator has opted to communicate directly with the NYISO (SD-WAN or MPLS)
Aggregation Communication Protocol	Applicable if the Aggregator has opted to communicate

Data	Description
	directly with the NYISO (ICCP or DNP3)
Summer Total Supply Declared MW (UOL)	Total Upper Operating Limit MW declared during Summer (reflects Injection, Demand Reduction, Withdrawal capabilities)
Summer Declared Injection MW	Total amount of injection MW declared for Summer
Summer Declared Demand Reduction MW	Total amount of demand reduction MW declared for Summer
Summer Declared Withdrawal MW (LOL)	Total amount of withdrawal MW declared for Summer
Winter Total Supply Declared MW (UOL)	Total Upper Operating Limit MW declared during Winter (reflects Injection, Demand Reduction, Withdrawal capabilities)
Winter Declared Injection MW	Total amount of injection MW declared for Winter
Winter Declared Demand Reduction MW	Total amount of demand reduction MW declared for Winter
Winter Declared Withdrawal MW (LOL)	Total amount of withdrawal MW declared for Winter

Figure 31: Aggregation Enrollments Details Tab



The screenshot displays the 'Aggregation System' interface. At the top, there's a header with the New York ISO logo, 'Aggregation System' dropdown, and user information 'MPUSER_1 LOGOUT'. Below the header is a table titled 'Aggregation Enrollments' with columns: Aggregation ID, Aggregation Full Name, Aggregation Type, MP, Meter Authority, Start Date, End Date, Status, and DU Status. The table contains three rows of data. Below the table are links for 'Full dataset' and 'Current page dataset'. On the left, a 'Details' sidebar is highlighted with an orange box, showing information for Aggregation ID 800118. At the bottom, a tabbed interface shows 'Agg Enrollment Details' as the active tab, with other tabs being 'Workflow', 'Services', and 'Facilities'. An orange arrow points to the 'Agg Enrollment Details' tab.

Aggregation ID	Aggregation Full Name	Aggregation Type	MP	Meter Authority	Start Date	End Date	Status	DU Status
800118	WOODMERE_D_AggT_099	DER	Test_Organization_1	LIPA	06/01/2025		Enrolled	DU Approved
800119	LUTHERNY_D_MaTestSEB	DER	Test_Organization_1	M-COG	07/01/2025		Pending NYISO Review	DU Approved
800122	GREENDGE_D_DU Agg1	DER	Test_Organization_1	NYSEG	07/01/2025		Submitted	DU Approved

Details

Aggregation Short Name: AggT_099
 Aggregation ID: 800118
 Status: Enrolled
 DU Status: DU Approved
 Enrollment Action: Create
 Start Date: 06/01/2025
 End Date:
 Aggregation Type: DER

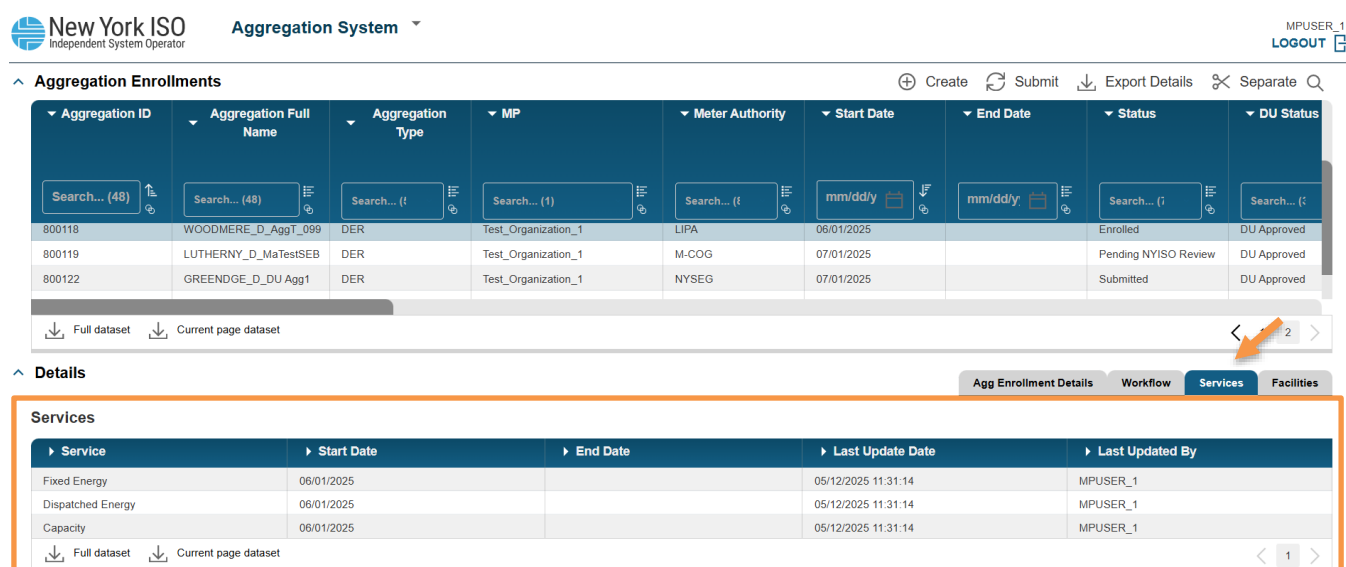
Agg Enrollment Details | Workflow | Services | Facilities

Co-located with the 'Agg Enrollment Details' tab are three additional tabs: 'Workflow',¹ 'Services,' and 'Facilities.' Each tab can be used to obtain further information about the characteristics of the Aggregation, its review status, or its comprising DER facilities.

'Services' tab allows an Aggregator to view a list of all services that an Aggregation has elected to provide to the NYISO-administered markets. Specifically, an Aggregator may view the elections for Energy, Ancillary Services, and ICAP market participation, as defined by Start Date and End Dates for each applicable service (Figure 32). The End Date column will only ever be populated if an Aggregation has ceased providing a given service to the market.

¹ The NYISO's review of each individual DER and Aggregation is driven by a series of automated and manual tasks, known collectively as the 'workflow.' The NYISO's workflow performs software-based validation of enrollment characteristics, and provides NYISO staff with the opportunity to review documentation, proposed market services, and operational and physical characteristics of all Aggregations and individual DER. This workflow initiates on the first day of the month immediately following successful completion of the DU review process as defined in the Aggregation Manual.

Figure 32: Services Tab



Aggregation Enrollments

Aggregation ID	Aggregation Full Name	Aggregation Type	MP	Meter Authority	Start Date	End Date	Status	DU Status
800118	WOODMERE_D_AggT_099	DER	Test_Organization_1	LIPA	06/01/2025		Enrolled	DU Approved
800119	LUTHERNY_D_MaTestSEB	DER	Test_Organization_1	M-COG	07/01/2025		Pending NYISO Review	DU Approved
800122	GREENDGE_D_DU Agg1	DER	Test_Organization_1	NYSEG	07/01/2025		Submitted	DU Approved

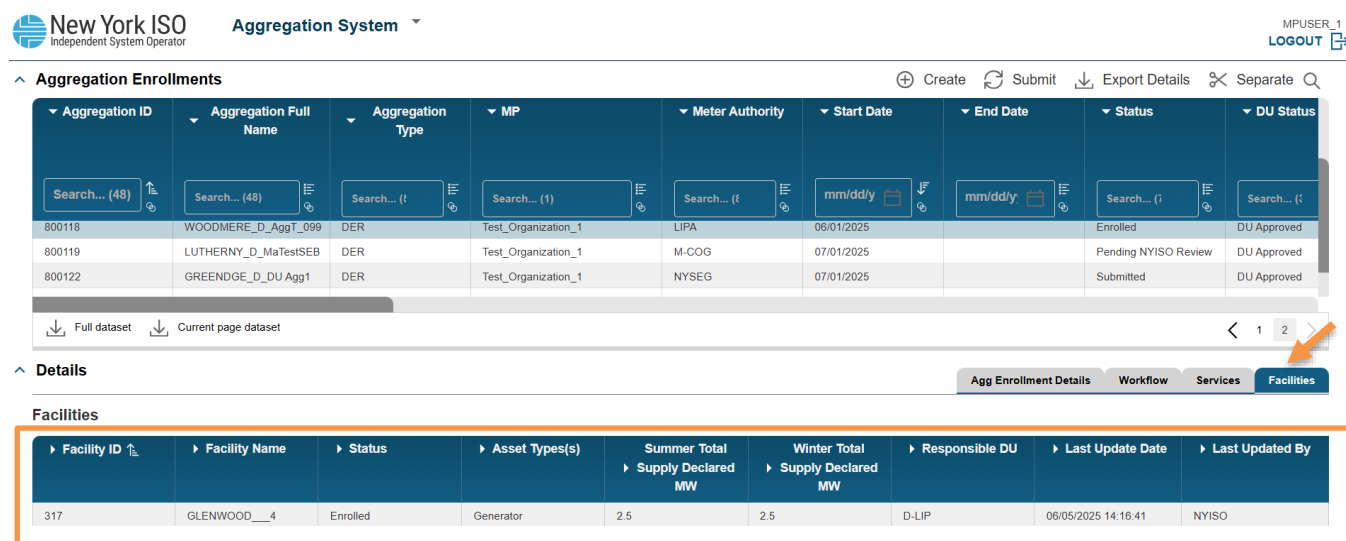
Details

Services

Service	Start Date	End Date	Last Update Date	Last Updated By
Fixed Energy	06/01/2025		05/12/2025 11:31:14	MPUSER_1
Dispatched Energy	06/01/2025		05/12/2025 11:31:14	MPUSER_1
Capacity	06/01/2025		05/12/2025 11:31:14	MPUSER_1

The 'Facilities' tab contains information about each of the individual DER facilities comprising the Aggregation. Each facility is characterized using summary-level data attributes, including but not limited to the Facility ID, Facility Name, Status, and the Asset Type(s) contained within the facility (Figure 33).

Figure 33: Facilities Tab



Aggregation Enrollments

Aggregation ID	Aggregation Full Name	Aggregation Type	MP	Meter Authority	Start Date	End Date	Status	DU Status
800118	WOODMERE_D_AggT_099	DER	Test_Organization_1	LIPA	06/01/2025		Enrolled	DU Approved
800119	LUTHERNY_D_MaTestSEB	DER	Test_Organization_1	M-COG	07/01/2025		Pending NYISO Review	DU Approved
800122	GREENDGE_D_DU Agg1	DER	Test_Organization_1	NYSEG	07/01/2025		Submitted	DU Approved

Details

Facilities

Facility ID	Facility Name	Status	Asset Types(s)	Summer Total Supply Declared MW	Winter Total Supply Declared MW	Responsible DU	Last Update Date	Last Updated By
317	GLENWOOD__4	Enrolled	Generator	2.5	2.5	D-LIP	06/05/2025 14:16:41	NYISO

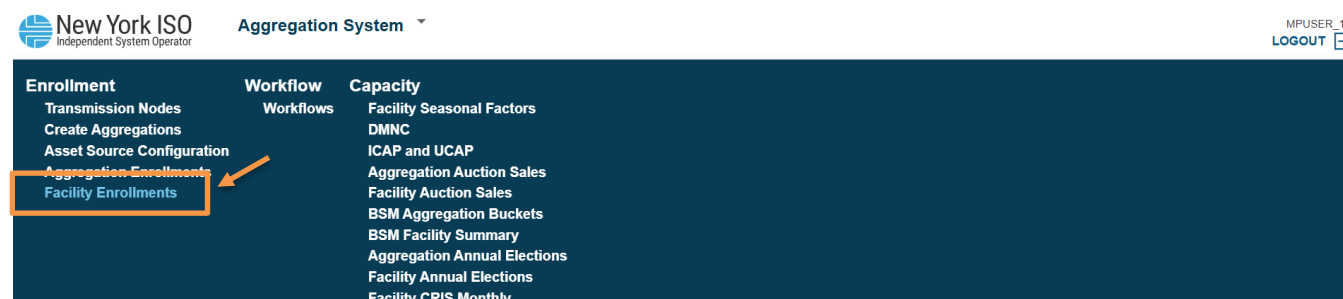
3.4. Facilities

3.4.1. Create/Update Facilities

For the purposes of the remainder of this User's Guide, it is assumed that the Aggregator has successfully imported an Aggregation to the Aggregation System via the aforementioned processes. The

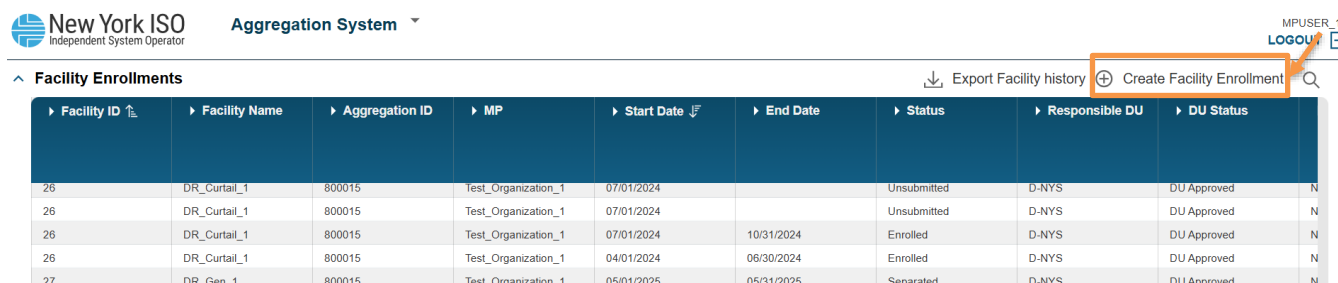
next step in the enrollment process is to import the information describing one or more individual DER facilities, which will comprise the Aggregation. To begin the facility enrollment process, the Aggregator must select the Facility Enrollments function from the main Aggregation System dropdown menu (Figure 34).

Figure 34: Facility Enrollments



Similar to the process to initiate an Aggregation enrollment, the Aggregator must select the 'Create Facility Enrollment' function to initiate the data import process for one or more facilities (Figure 35).

Figure 35: Create Facility Enrollment



The screenshot shows the 'Facility Enrollments' page. At the top, there is a header with the New York ISO logo, 'Aggregation System', and a user profile 'MPUSER_1' with a 'LOGOUT' button. Below the header, there is a section titled 'Facility Enrollments' with a dropdown arrow. To the right of this section, there are two buttons: 'Export Facility history' and 'Create Facility Enrollment' (highlighted with an orange box and an orange arrow). Below the buttons is a table with the following columns: 'Facility ID', 'Facility Name', 'Aggregation ID', 'MP', 'Start Date', 'End Date', 'Status', 'Responsible DU', 'DU Status', and a final column with a single letter 'N'. The table contains five rows of data.

Facility ID	Facility Name	Aggregation ID	MP	Start Date	End Date	Status	Responsible DU	DU Status	
26	DR_Curtail_1	800015	Test_Organization_1	07/01/2024		Unsubmitted	D-NYS	DU Approved	N
26	DR_Curtail_1	800015	Test_Organization_1	07/01/2024		Unsubmitted	D-NYS	DU Approved	N
26	DR_Curtail_1	800015	Test_Organization_1	07/01/2024	10/31/2024	Enrolled	D-NYS	DU Approved	N
26	DR_Curtail_1	800015	Test_Organization_1	04/01/2024	06/30/2024	Enrolled	D-NYS	DU Approved	N
27	DR_Gen_1	800015	Test_Organization_1	05/01/2025	05/31/2025	Separated	D-NYS	DU Approved	N

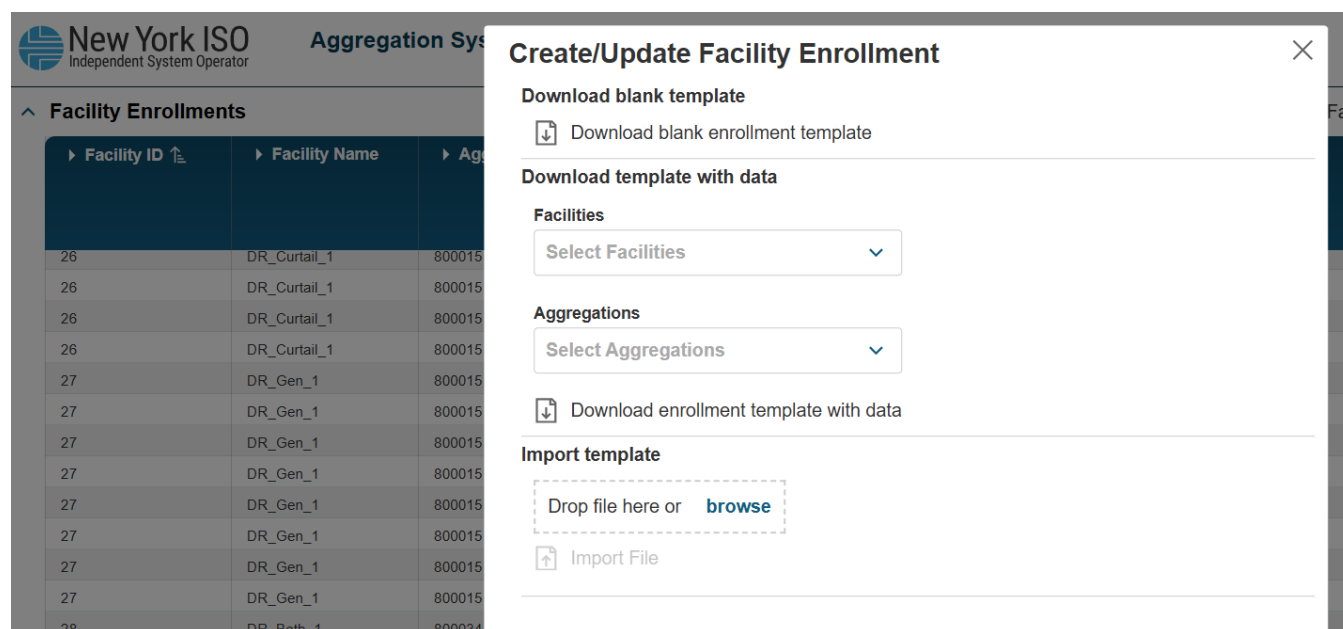
Figure 36 illustrates the 'Create/Update Facility Enrollment' window, which allows the Aggregator to perform the following actions:

- Download blank template – Allows the Aggregator to download a blank template of the upload file for one or more facilities. This file can then be used to prepare and input data for one or more facilities for import into the Aggregation System using the same window.
- Download template with data – Allows the Aggregator to download a version of the upload template with the most recent data for one more Aggregator-specified facility(s), or for all facilities within an Aggregation at once. This file can then be used to update any of the data and import the new version of the facility into the Aggregation System. When importing a file reflecting one or more updates to an existing facility(s), the Aggregation System action depends on the status of the existing facility enrollment record:

- If the original facility enrollment record is 'Draft,' the System will override the existing data with the updated data.
- If the original facility enrollment record is 'Submitted,' the System will return an error – once Submitted, a facility may not be modified unless the requesting Aggregator contacts DER@nyiso.com to have the current Aggregation submission to which the facility is assigned returned to a status of 'Unsubmitted.'
- Import template – Allows the Aggregator to upload data from the template containing data for a new facility(s) or updates for an existing facility(s), depending on whether a download with or without data was selected.

The data contained within the import template for each facility is described in Appendix B of this User's Guide. It is important to note that the facility attributes also reflect the asset attributes for a given DER. When an Aggregator completes the enrollment of a facility, all comprising assets are also documented during this process. The file format is Microsoft Excel Worksheet.

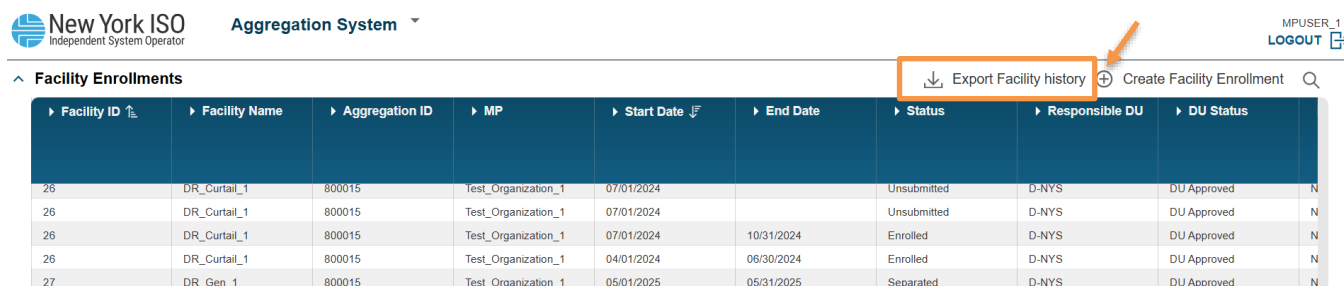
Figure 36: Create/Update Facility Enrollment



From the 'Facility Enrollments' display, Aggregators may generate a file containing the history of one facility's (or multiple facilities') dataset(s) by selecting the 'Export Facility history' function (Figure 37). After the Aggregator selects one or more facilities and clicks 'Export Facility history,' an additional window will prompt selection of the date range from which the export should draw data (Figure 38). The Aggregator may choose to leave this field blank, resulting in the export of all data associated with the

selected Facility(ies) records.

Figure 37: Export Facility History



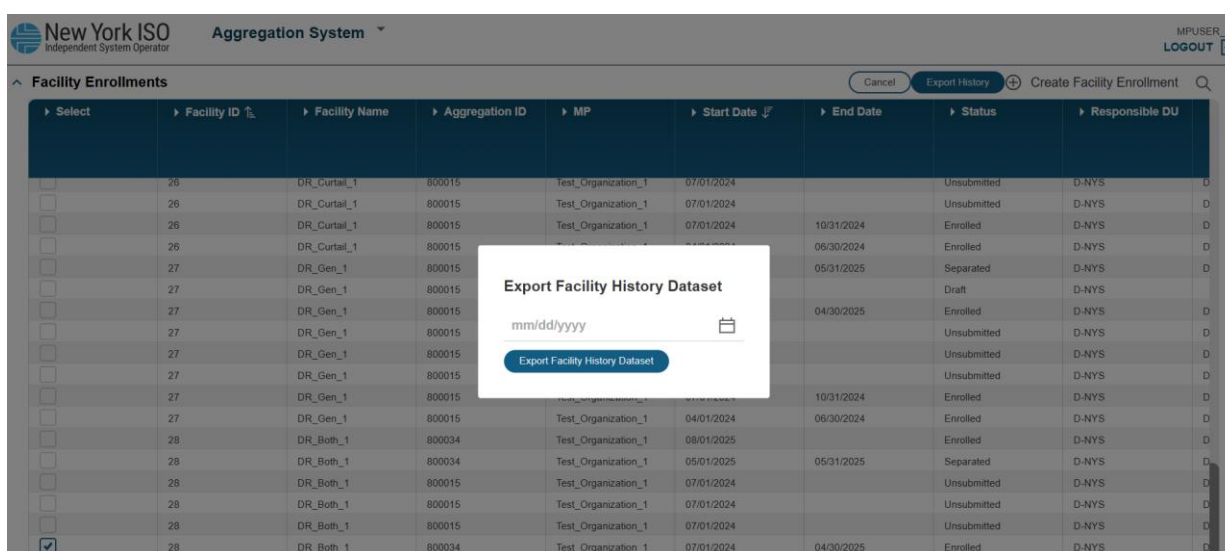
New York ISO Independent System Operator Aggregation System MPUSER_1 LOGOUT

Facility Enrollments

Export Facility history Create Facility Enrollment

Facility ID	Facility Name	Aggregation ID	MP	Start Date	End Date	Status	Responsible DU	DU Status
26	DR_Curtail_1	800015	Test_Organization_1	07/01/2024		Unsubmitted	D-NYS	DU Approved
26	DR_Curtail_1	800015	Test_Organization_1	07/01/2024		Unsubmitted	D-NYS	DU Approved
26	DR_Curtail_1	800015	Test_Organization_1	07/01/2024	10/31/2024	Enrolled	D-NYS	DU Approved
26	DR_Curtail_1	800015	Test_Organization_1	04/01/2024	06/30/2024	Enrolled	D-NYS	DU Approved
27	DR_Gen_1	800015	Test_Organization_1	05/01/2025	05/31/2025	Separated	D-NYS	DU Approved

Figure 38: Export Facility History Dataset Window



New York ISO Independent System Operator Aggregation System MPUSER_1 LOGOUT

Facility Enrollments

Cancel Export History Create Facility Enrollment

Select	Facility ID	Facility Name	Aggregation ID	MP	Start Date	End Date	Status	Responsible DU
<input type="checkbox"/>	26	DR_Curtail_1	800015	Test_Organization_1	07/01/2024		Unsubmitted	D-NYS
<input type="checkbox"/>	26	DR_Curtail_1	800015	Test_Organization_1	07/01/2024		Unsubmitted	D-NYS
<input type="checkbox"/>	26	DR_Curtail_1	800015	Test_Organization_1	07/01/2024	10/31/2024	Enrolled	D-NYS
<input type="checkbox"/>	26	DR_Curtail_1	800015		06/30/2024		Enrolled	D-NYS
<input type="checkbox"/>	27	DR_Gen_1	800015		05/31/2025		Separated	D-NYS
<input type="checkbox"/>	27	DR_Gen_1	800015				Draft	D-NYS
<input type="checkbox"/>	27	DR_Gen_1	800015				Enrolled	D-NYS
<input type="checkbox"/>	27	DR_Gen_1	800015		04/30/2025		Unsubmitted	D-NYS
<input type="checkbox"/>	27	DR_Gen_1	800015				Unsubmitted	D-NYS
<input type="checkbox"/>	27	DR_Gen_1	800015			10/31/2024	Enrolled	D-NYS
<input type="checkbox"/>	27	DR_Gen_1	800015	Test_Organization_1	04/01/2024	06/30/2024	Enrolled	D-NYS
<input type="checkbox"/>	28	DR_Both_1	800034	Test_Organization_1	08/01/2025		Enrolled	D-NYS
<input type="checkbox"/>	28	DR_Both_1	800034	Test_Organization_1	05/01/2025	05/31/2025	Separated	D-NYS
<input type="checkbox"/>	28	DR_Both_1	800015	Test_Organization_1	07/01/2024		Unsubmitted	D-NYS
<input type="checkbox"/>	28	DR_Both_1	800015	Test_Organization_1	07/01/2024		Unsubmitted	D-NYS
<input type="checkbox"/>	28	DR_Both_1	800015	Test_Organization_1	07/01/2024		Unsubmitted	D-NYS
<input checked="" type="checkbox"/>	28	DR_Both_1	800034	Test_Organization_1	07/01/2024	04/30/2025	Enrolled	D-NYS

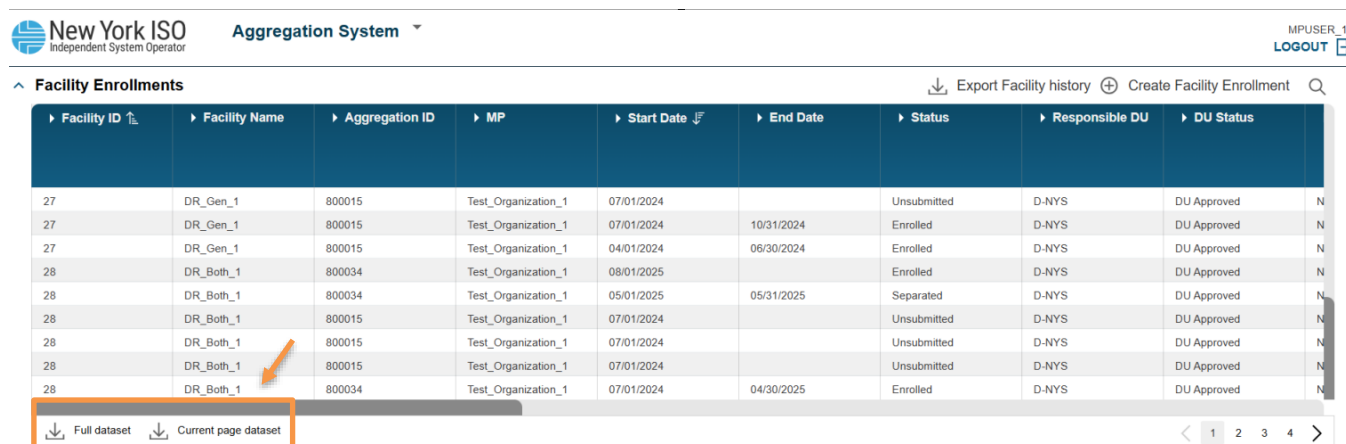
Export Facility History Dataset

mm/dd/yyyy

Export Facility History Dataset

An additional function on the 'Facility Enrollments' display is the ability to export all facility data as one bulk export. This function supports the export of either the current page dataset or the full dataset, depending on an Aggregator's specific use case (Figure 39).

Figure 39: Export Data – Full Dataset or Current Page Dataset



Facility ID	Facility Name	Aggregation ID	MP	Start Date	End Date	Status	Responsible DU	DU Status
27	DR_Gen_1	800015	Test_Organization_1	07/01/2024		Unsubmitted	D-NYS	DU Approved
27	DR_Gen_1	800015	Test_Organization_1	07/01/2024	10/31/2024	Enrolled	D-NYS	DU Approved
27	DR_Gen_1	800015	Test_Organization_1	04/01/2024	06/30/2024	Enrolled	D-NYS	DU Approved
28	DR_Both_1	800034	Test_Organization_1	08/01/2025		Enrolled	D-NYS	DU Approved
28	DR_Both_1	800034	Test_Organization_1	05/01/2025	05/31/2025	Separated	D-NYS	DU Approved
28	DR_Both_1	800015	Test_Organization_1	07/01/2024		Unsubmitted	D-NYS	DU Approved
28	DR_Both_1	800015	Test_Organization_1	07/01/2024		Unsubmitted	D-NYS	DU Approved
28	DR_Both_1	800015	Test_Organization_1	07/01/2024		Unsubmitted	D-NYS	DU Approved
28	DR_Both_1	800034	Test_Organization_1	07/01/2024	04/30/2025	Enrolled	D-NYS	DU Approved

[Full dataset](#)
[Current page dataset](#)

3.4.2. View Facilities

From the 'Facility Enrollments' display, Aggregators may view one or more facilities' enrollment data attributes (Figure 40). The view is available at a summary level, with detailed facility and Asset level attributes available within the Facility History Export.


Figure 40: Facility Summary Data Attributes

Attribute	Format	Description
Facility ID	Integer	Unique ID assigned to the facility
Facility Name	Text	Name of the facility
Aggregation ID	Integer	Unique ID assigned to the Aggregation
MP	Text	Name of the Market Participant
Start Date	Date	Market participation commencement date
End Date	Date	Market participation conclusion date (if applicable)
Status	Text	NYISO system enrollment status of the facility (Draft, Unsubmitted, Submitted, Pending NYISO Review, Enrolled, Rejected, Separated)
Responsible DU	Text	System populated. Organization name of the facility's TO-DU or Municipality, as applicable.
DU Status	Text	System Populated. Facility DU Approval progress: DU Approved – The facility has been Approved by the assigned DU DU Denied – The facility has been Denied by the assigned DU <Blank> - The facility has not been reviewed or is in the process of being reviewed by the assigned DU
TO	Text	Transmission Owner
Zone	Text	NYCA zone where the facility is located
Transmission Node PTID	Integer	Aggregator-selected Transmission Node PTID

Attribute	Format	Description
Asset Types	Text	Types of Assets in the facility
Assets	Integer	Number of Assets in the facility
Summer Declared Demand Reduction MW	MW	Total amount of demand reduction MW declared for Summer
Summer Declared Withdrawal Value MW	MW	Total amount of withdrawal MW declared for Summer
Summer Total Supply Declared MW	MW	Total Upper Operating Limit MW declared during Summer (reflects Injection, Demand Reduction, Withdrawal capabilities)
Summer Declared Injection MW	MW	Total amount of injection MW declared for Summer
Winter Declared Demand Reduction MW	MW	Total amount of demand reduction MW declared for Winter
Winter Declared Injection MW	MW	Total amount of injection MW declared for Winter
Winter Declared Withdrawal MW	MW	Total amount of withdrawal MW declared for Winter
Winter Total Supply Declared MW	MW	Total Upper Operating Limit MW declared during Winter (reflects Injection, Demand Reduction, Withdrawal capabilities)
Last update Date	Date	Date that the record was last updated
Last Updated By	Text	Last user that updated the record

An Aggregator may filter and search for specific values within each of the attributes included in the 'Facility Enrollments' display, to enable an Aggregator to access specific information on one or several facility enrollment records (Figure 41).

Figure 41: Search Facility


New York ISO
Independent System Operator
Aggregation System
MPUSER_1
LOGOUT

Facility Enrollments
Export Facility history
Create Facility Enrollment

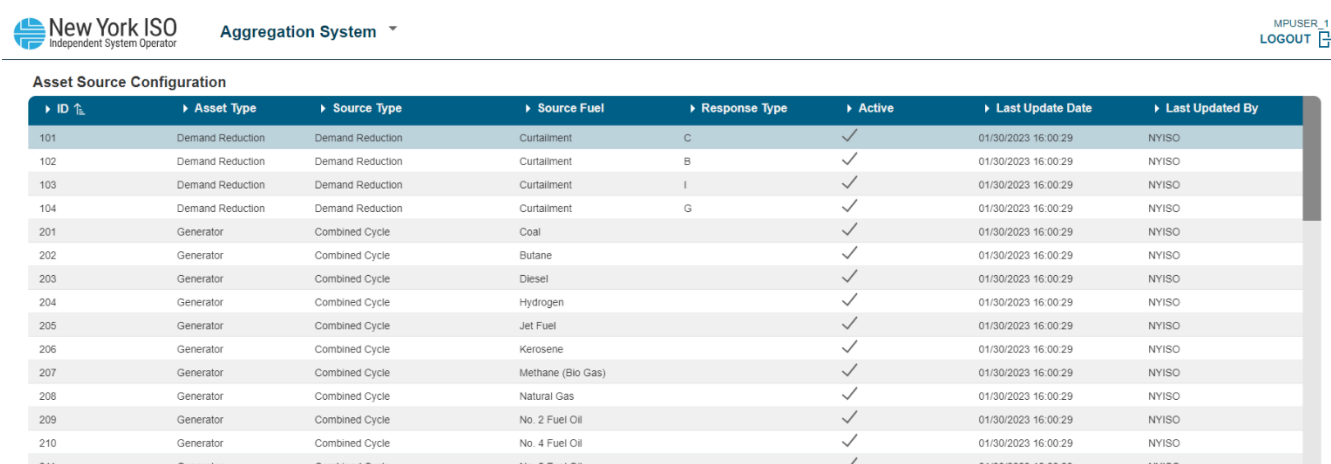
Facility ID	Facility Name	Aggregation ID	MP	Start Date	End Date	Status	Responsible DU
Search... (156)	Search... (156)	Search... (47)	Search... (1)	mm/dd/yy	mm/dd/yy	Search... (i)	Search... (1)
27	DR_Gen_1	800015	Test_Organization_1	11/01/2024	04/30/2025	Enrolled	D-NYS
27	DR_Gen_1	800015	Test_Organization_1	07/01/2024		Unsubmitted	D-NYS
28	DR_Both_1	800034	Test_Organization_1	08/01/2025		Enrolled	D-NYS
28	DR_Both_1	800034	Test_Organization_1	05/01/2025	05/31/2025	Separated	D-NYS
28	DR_Both_1	800015	Test_Organization_1	07/01/2024		Unsubmitted	D-NYS
28	DR_Both_1	800015	Test_Organization_1	07/01/2024		Unsubmitted	D-NYS
28	DR_Both_1	800015	Test_Organization_1	07/01/2024		Unsubmitted	D-NYS
28	DR_Both_1	800034	Test_Organization_1	07/01/2024	04/30/2025	Enrolled	D-NYS

Full dataset
Current page dataset
1 2 3 4

3.5. View Asset Source Configuration

To view information about the assets contained within each individual DER, an Aggregator may access the 'Asset Source Configuration' display (Figures 42 & 43). Assets represent different technologies located behind the same meter and account number of an individual DER facility – a single DER may be comprised of n assets, depending on the site configuration. An individual DER facility may reflect any combination of Demand Reduction, Generator, Energy Storage, Wind, Solar, or Landfill Gas assets, as further described in the Aggregation Manual Section 2.1.1.

Figure 42: Asset Source Configuration Display




ID	Asset Type	Source Type	Source Fuel	Response Type	Active	Last Update Date	Last Updated By
101	Demand Reduction	Demand Reduction	Curtailment	C	✓	01/30/2023 16:00:29	NYISO
102	Demand Reduction	Demand Reduction	Curtailment	B	✓	01/30/2023 16:00:29	NYISO
103	Demand Reduction	Demand Reduction	Curtailment	I	✓	01/30/2023 16:00:29	NYISO
104	Demand Reduction	Demand Reduction	Curtailment	G	✓	01/30/2023 16:00:29	NYISO
201	Generator	Combined Cycle	Coal		✓	01/30/2023 16:00:29	NYISO
202	Generator	Combined Cycle	Butane		✓	01/30/2023 16:00:29	NYISO
203	Generator	Combined Cycle	Diesel		✓	01/30/2023 16:00:29	NYISO
204	Generator	Combined Cycle	Hydrogen		✓	01/30/2023 16:00:29	NYISO
205	Generator	Combined Cycle	Jet Fuel		✓	01/30/2023 16:00:29	NYISO
206	Generator	Combined Cycle	Kerosene		✓	01/30/2023 16:00:29	NYISO
207	Generator	Combined Cycle	Methane (Bio Gas)		✓	01/30/2023 16:00:29	NYISO
208	Generator	Combined Cycle	Natural Gas		✓	01/30/2023 16:00:29	NYISO
209	Generator	Combined Cycle	No. 2 Fuel Oil		✓	01/30/2023 16:00:29	NYISO
210	Generator	Combined Cycle	No. 4 Fuel Oil		✓	01/30/2023 16:00:29	NYISO
211	Generator	Combined Cycle	No. 6 Fuel Oil		✓	01/30/2023 16:00:29	NYISO

Figure 43: View Asset Source Configuration Display Attributes


Attribute	Format	Description
ID	Integer	Unique ID assigned to the Asset, generated by the NYISO
Asset Type	Text	Indication of one of the following per Asset: Demand Reduction, Energy Storage, Generator, Wind, Solar, Landfill Gas
Source Type	Text	Specific generation or load reduction technology
Source Fuel	Text	Specific to the generation or load reduction type
Response Type	Text	If applicable, load reduction mechanism as defined in Aggregation Manual Section 2.1.1
Active	Boolean	Indicates whether the Asset type is active
Last update Date	Date	Date that the record was last updated
Last Updated By	Text	Last user that updated the record

An Aggregator may filter and search for specific values within each of the attributes included in the 'Asset Source Configuration' display to access specific information on one or several Asset enrollment records (Figure 44).

Figure 44: Asset Source Configuration Filter & Search

 New York ISO
Independent System Operator

Aggregation System

MPUSER_1
 LOGOUT 


Asset Source Configuration

ID	Asset Type	Source Type	Source Fuel	Response Type	Active	Last Update Date	Last Updated By
101	Demand Reduction	Demand Reduction	Curtailment	C	✓	01/30/2023 16:00:29	NYISO
102	Demand Reduction	Demand Reduction	Curtailment	B	✓	01/30/2023 16:00:29	NYISO
103	Energy Storage	Demand Reduction	Curtailment	I	✓	01/30/2023 16:00:29	NYISO
104	Generator	Demand Reduction	Curtailment	G	✓	01/30/2023 16:00:29	NYISO
201	Landfill Gas	Combined Cycle	Coal		✓	01/30/2023 16:00:29	NYISO
202		Combined Cycle	Butane		✓	01/30/2023 16:00:29	NYISO
203	Solar	Combined Cycle	Diesel		✓	01/30/2023 16:00:29	NYISO
204		Combined Cycle	Hydrogen		✓	01/30/2023 16:00:29	NYISO
205	Wind	Combined Cycle	Jet Fuel		✓	01/30/2023 16:00:29	NYISO
206	Generator	Combined Cycle	Kerosene		✓	01/30/2023 16:00:29	NYISO
207	Generator	Combined Cycle	Methane (Bio Gas)		✓	01/30/2023 16:00:29	NYISO
208	Generator	Combined Cycle	Natural Gas		✓	01/30/2023 16:00:29	NYISO
209	Generator	Combined Cycle	No. 2 Fuel Oil		✓	01/30/2023 16:00:29	NYISO
210	Generator	Combined Cycle	No. 4 Fuel Oil		✓	01/30/2023 16:00:29	NYISO
211	Generator	Combined Cycle	No. 6 Fuel Oil		✓	01/30/2023 16:00:29	NYISO
212	Generator	Combined Cycle	Other		✓	01/30/2023 16:00:29	NYISO
213	Generator	Combined Cycle	Propane		✓	01/30/2023 16:00:29	NYISO
214	Generator	Combined Cycle	Waste Heat		✓	01/30/2023 16:00:29	NYISO
215	Generator	Combined Cycle	Wood and/or Wood Waste		✓	01/30/2023 16:00:29	NYISO
216	Generator	Cogeneration	Butane		✓	01/30/2023 16:00:29	NYISO


Full dataset
Current page dataset
Page 1 of 1 | Go to page: 1

An additional function on the 'Asset Source Configuration' display is the ability to export all Asset data as one bulk export. This function supports export of either the current page dataset or the full dataset, depending on an Aggregator's specific use case (Figure 45).

Figure 45: Asset Source Configuration Export Function

 New York ISO
Independent System Operator

Aggregation System

MPUSER_1
 LOGOUT 

Asset Source Configuration

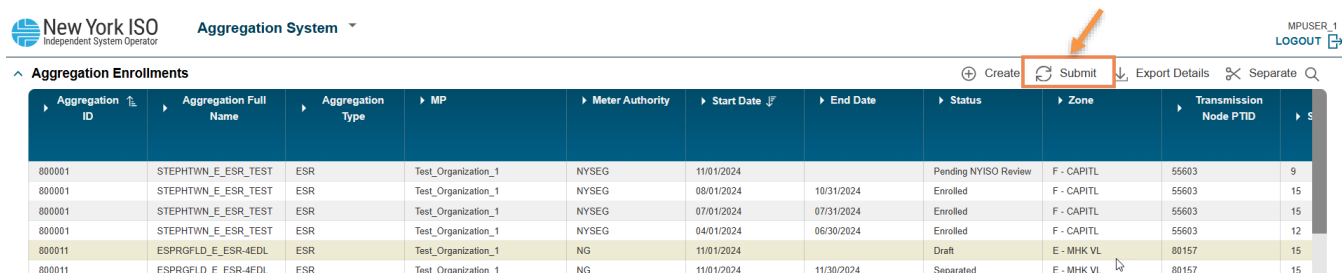
ID	Asset Type	Source Type	Source Fuel	Response Type	Active	Last Update Date	Last Updated By
101	Demand Reduction	Demand Reduction	Curtailment	C	✓	01/30/2023 16:00:29	NYISO
102	Demand Reduction	Demand Reduction	Curtailment	B	✓	01/30/2023 16:00:29	NYISO
103	Demand Reduction	Demand Reduction	Curtailment	I	✓	01/30/2023 16:00:29	NYISO
104	Demand Reduction	Demand Reduction	Curtailment	G	✓	01/30/2023 16:00:29	NYISO
201	Generator	Combined Cycle	Coal		✓	01/30/2023 16:00:29	NYISO
202	Generator	Combined Cycle	Butane		✓	01/30/2023 16:00:29	NYISO
203	Generator	Combined Cycle	Diesel		✓	01/30/2023 16:00:29	NYISO
204	Generator	Combined Cycle	Hydrogen		✓	01/30/2023 16:00:29	NYISO
205	Generator	Combined Cycle	Jet Fuel		✓	01/30/2023 16:00:29	NYISO
206	Generator	Combined Cycle	Kerosene		✓	01/30/2023 16:00:29	NYISO
207	Generator	Combined Cycle	Methane (Bio Gas)		✓	01/30/2023 16:00:29	NYISO
208	Generator	Combined Cycle	Natural Gas		✓	01/30/2023 16:00:29	NYISO
209	Generator	Combined Cycle	No. 2 Fuel Oil		✓	01/30/2023 16:00:29	NYISO
210	Generator	Combined Cycle	No. 4 Fuel Oil		✓	01/30/2023 16:00:29	NYISO
211	Generator	Combined Cycle	No. 6 Fuel Oil		✓	01/30/2023 16:00:29	NYISO
212	Generator	Combined Cycle	Other		✓	01/30/2023 16:00:29	NYISO
213	Generator	Combined Cycle	Propane		✓	01/30/2023 16:00:29	NYISO
214	Generator	Combined Cycle	Waste Heat		✓	01/30/2023 16:00:29	NYISO
215	Generator	Combined Cycle	Wood and/or Wood Waste		✓	01/30/2023 16:00:29	NYISO
216	Generator	Cogeneration	Butane		✓	01/30/2023 16:00:29	NYISO
217	Generator	Cogeneration	Coal		✓	01/30/2023 16:00:29	NYISO

Full dataset
Current page dataset
Page 1 of 1 | Go to page: 1

3.6. Submit Aggregation Enrollments

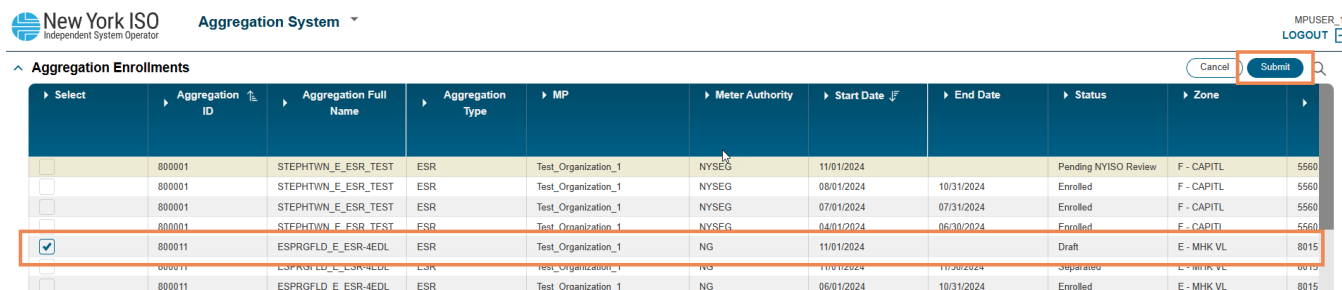
From the 'Aggregation Enrollment' display, an Aggregator may initiate the submission of one or more Aggregations, if the Aggregation(s) have a status of 'Draft' (Figures 46 and 47).

Figure 46: Submit Aggregation(s) Enrollments



Aggregation ID	Aggregation Full Name	Aggregation Type	MP	Meter Authority	Start Date	End Date	Status	Zone	Transmission Node PTID	S
800001	STEPHTWN_E_ESR_TEST	ESR	Test_Organization_1	NYSEG	11/01/2024		Pending NYISO Review	F - CAPITL	55603	9
800001	STEPHTWN_E_ESR_TEST	ESR	Test_Organization_1	NYSEG	08/01/2024	10/31/2024	Enrolled	F - CAPITL	55603	15
800001	STEPHTWN_E_ESR_TEST	ESR	Test_Organization_1	NYSEG	07/01/2024	07/31/2024	Enrolled	F - CAPITL	55603	15
800001	STEPHTWN_E_ESR_TEST	ESR	Test_Organization_1	NYSEG	04/01/2024	06/30/2024	Enrolled	F - CAPITL	55603	12
800011	ESPRGFLD_E_ESR-4EDL	ESR	Test_Organization_1	NG	11/01/2024		Draft	E - MHK VL	80157	15
800011	ESPRGFLD_E_ESR-4EDL	ESR	Test_Organization_1	NG	11/01/2024	11/30/2024	Separated	E - MHK VL	80157	15

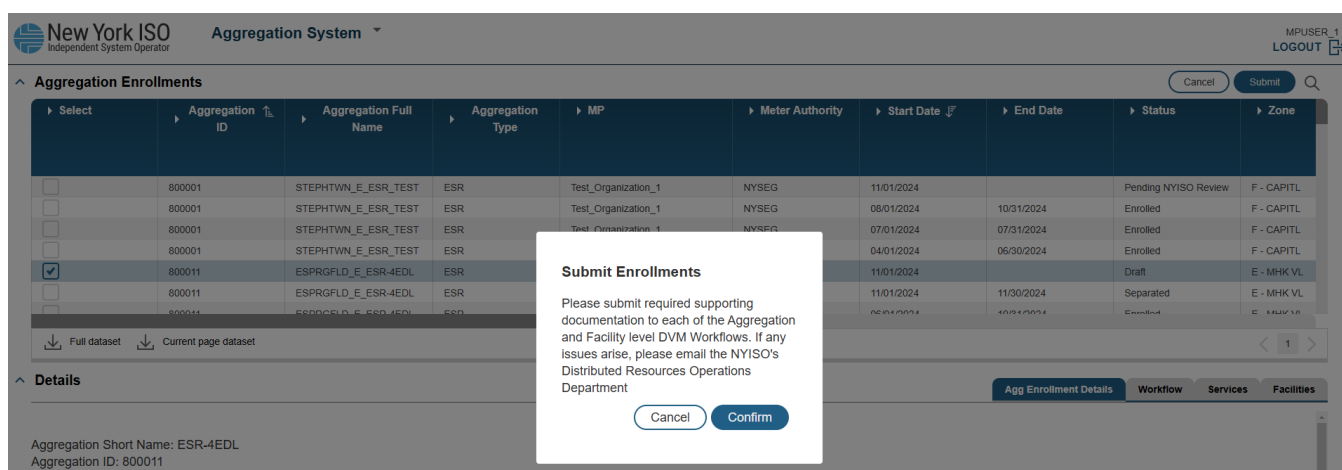
Figure 47: Selecting Aggregation(s) to Submit



Select	Aggregation ID	Aggregation Full Name	Aggregation Type	MP	Meter Authority	Start Date	End Date	Status	Zone	S
<input type="checkbox"/>	800001	STEPHTWN_E_ESR_TEST	ESR	Test_Organization_1	NYSEG	11/01/2024		Pending NYISO Review	F - CAPITL	5560
<input type="checkbox"/>	800001	STEPHTWN_E_ESR_TEST	ESR	Test_Organization_1	NYSEG	08/01/2024	10/31/2024	Enrolled	F - CAPITL	5560
<input type="checkbox"/>	800001	STEPHTWN_E_ESR_TEST	ESR	Test_Organization_1	NYSEG	07/01/2024	07/31/2024	Enrolled	F - CAPITL	5560
<input type="checkbox"/>	800001	STEPHTWN_E_ESR_TEST	ESR	Test_Organization_1	NYSEG	04/01/2024	06/30/2024	Enrolled	F - CAPITL	5560
<input checked="" type="checkbox"/>	800011	ESPRGFLD_E_ESR-4EDL	ESR	Test_Organization_1	NG	11/01/2024		Draft	E - MHK VL	8015
<input type="checkbox"/>	800011	ESPRGFLD_E_ESR-4EDL	ESR	Test_Organization_1	NG	11/01/2024	11/30/2024	Separated	E - MHK VL	8015
<input type="checkbox"/>	800011	ESPRGFLD_E_ESR-4EDL	ESR	Test_Organization_1	NG	06/01/2024	10/31/2024	Enrolled	E - MHK VL	8015

An Aggregator is required to submit required documentation directly into the Aggregation System utilizing Aggregation and facility level Documentation Vault Management (DVM) Workflows in order to complete the submission of one or more Aggregations (Figure 48). Each Aggregation enrollment record must be accompanied by unique required documentation – without submission of required documentation, the NYISO's workflow review period cannot initiate on the first day of the enrollment workflow month. Please refer to Appendix C for required up-front documentation.

Figure 48: Submit Enrollments Pop-up



The submission of one or more Aggregations enables NYISO to perform a series of validations to ensure completeness of data attributes, which will support the manual workflow review throughout the applicable month.

Please note that Aggregators are not able to make changes to Aggregation enrollment records once they are in a status of 'Submitted' in the Aggregation System. If an Aggregator initiates the submission of one or more Aggregations in error, the NYISO recommends contacting DER@nyiso.com to request that the Aggregation(s) be returned to the status of 'Unsubmitted.' The Aggregator should include an explanation of the reason for this action, as it is expected that an Aggregator will only initiate the submission of one or more Aggregations after it has ensured that all applicable data attributes are complete and accurate.

3.6.1. Documentation Vault Management Workflows

The NYSIO requires Aggregators to submit certain documentation at the time an Aggregation or facility is established and may request supporting documentation thereafter to validate the enrollment of facilities and/or Aggregations. Aggregators are responsible for reviewing all documentation requests and submitting the required documentation by the specified due date using the DVM by Aggregation and/or DVM by facility workflows. Failure to submit required documentation(s) within the specified timeframe may result in separation or delayed participation of the Aggregation and/or facility. Documentation requests are created by the NYISO upon initial submission of the Aggregation(s) or facility(ies) as described in Section 3.6.2, when the Aggregator changes one or more monitored fields as described in Section 3.6.3, and as required for the NYISO to validate enrollment information as described in section 3.6.4. The steps to view documentation requests, submit documentation, and viewing the status of the documentation requests are the same regardless of the reason for documentation request.

3.6.2. Up-Front Documentation Requests

When an Aggregation or facility is submitted to the NYISO for the first time, the Aggregation System will automatically generate up-front documentation requests. The Workflows page will display the documentation requests that require Aggregator action and the specified due date. The reason for the documentation request will be shown as 'Upfront Field' within the workflow task details (Figure 49). The NYISO's workflow review period will begin on the first day of the enrollment workflow month that begins after the Aggregator submits all required documentation. Please refer to Appendix C for required up-front documentation.

Figure 49: Up-Front Documentation Request Display

Workflows

Workflow	Aggregation ID	Facility ID	MP	Month	Status	Last Update Date	Last Updated By
DVM by Facility	800107	275	Test_Organization_1	December 2024	Open	11/12/2024 14:53:56	MPUSER_1
DVM by Facility	800109	302	Test_Organization_1	December 2024	Open	11/12/2024 14:53:56	MPUSER_1
DVM by Aggregation	800106		Test_Organization_1	December 2024	Open	11/12/2024 14:53:55	MPUSER_1
DVM by Facility	800106	299	Test_Organization_1	December 2024	Open	11/12/2024 14:53:55	MPUSER_1
DVM by Facility	800106	298	Test_Organization_1	December 2024	Open	11/12/2024 14:53:55	MPUSER_1
DVM by Facility	800106	296	Test_Organization_1	December 2024	Open	11/12/2024 14:53:54	MPUSER_1
DVM by Facility	800106	297	Test_Organization_1	December 2024	Open	11/12/2024 14:53:54	MPUSER_1
DVM by Facility	800106	295	Test_Organization_1	December 2024	Open	11/12/2024 14:53:53	MPUSER_1
Post-Enrollment	800104		Test_Organization_1	November 2024	Passed	10/15/2024 16:04:35	NYISO
DVM by Aggregation	800104		Test_Organization_1	November 2024	Open	10/15/2024 14:50:42	MPUSER_1

Full dataset Current page dataset

Details

Workflow Tasks

Task ID	Task Name	History	Comments	Attachments	Status	Reason	Aggregation ID	Facility ID	MP
14040	ICAP Supplier Two Year Outage Schedule				Open	Upfront Field - Capacity	800106		Test_Org
14041	Meter Authority Confirmation				Open	Upfront Field - Meter Authority	800106		Test_Org

Full dataset Current page dataset

3.6.3. Monitored Field Change Documentation Requests

If an Aggregator changes one or more Monitored Fields for an Aggregation, facility, or Asset after initial enrollment, the NYISO may require submission of additional documentation from the Aggregator specific to the updated field(s). The Workflows page will display all documentation requests that require Aggregator action and the specified due date. The reason for the documentation request will be shown as 'Monitored Field' within the workflow task details (Figure 50). The NYISO's workflow review period will begin on the first day of the enrollment workflow month that begins after the Aggregator submits all the required documentation. Please refer to Appendix D for details on Monitored Fields and the conditions that may trigger documentation requests.

Figure 50: Monitored Field Documentation Request Display

Workflows

Workflow	Aggregation ID	Facility ID	MP	Month	Status	Last Update Date	Last Updated By
DVM by Facility	800027	195	Test_Organization_1	November 2024	Open	10/05/2024 01:51:14	MPUSER_1
DVM by Facility	800027	2	Test_Organization_1	November 2024	Open	10/05/2024 01:51:14	MPUSER_1
DVM by Aggregation	800026		Test_Organization_1	November 2024	Open	10/04/2024 23:20:43	MPUSER_1
DVM by Facility	800026	226	Test_Organization_1	November 2024	Open	10/04/2024 23:20:42	MPUSER_1
DVM by Facility	800026	225	Test_Organization_1	November 2024	Open	10/04/2024 23:20:42	MPUSER_1
DVM by Facility	800026	101	Test_Organization_1	November 2024	Open	10/04/2024 23:20:41	MPUSER_1
DVM by Facility	800026	139	Test_Organization_1	November 2024	Open	10/04/2024 23:20:40	MPUSER_1
DVM by Facility	800026	138	Test_Organization_1	November 2024	Open	10/04/2024 23:20:39	MPUSER_1
DVM by Facility	800026	137	Test_Organization_1	November 2024	Open	10/04/2024 23:20:39	MPUSER_1
DVM by Facility	800026	35	Test_Organization_1	November 2024	Open	10/04/2024 23:20:38	MPUSER_1
Post-Enrollment	800033		Test_Organization_1	November 2024	Passed	10/04/2024 18:17:59	NYISO

Full dataset Current page dataset

1 2 3

Details

Workflow Tasks

Task ID	Task Name	History	Comments	Attachments	Status	Reason	Aggregation ID	Facility ID
11092	Meter Authority Confirmation				Open	Monitored Field - Meter Authority	800026	226
11093	TO Transmission Node Confirmation				Open	Monitored Field - Transmission Node PTID	800026	226
11094	Utility Bill				Open	Monitored Field - Zip Code	800026	226

Full dataset Current page dataset

1

3.6.4. Enrollment Verification Documentation Requests

A documentation request may also be created by the NYISO when necessary to verify Aggregation, facility, or asset enrollment data. The Workflows page will display all documentation requests that require Aggregator action and the specified due date. The reason for the documentation request will be shown as 'Enrollment Verification' within the workflow task details (Figure 51). When an Aggregation and/or facility verification is underway, the NYISO will notify the applicable Aggregator by email with instructions regarding the information needed and deadline to submit the document(s). After receiving an email from the NYISO, the Aggregator must submit the supporting documentation in the Workflows page in the Aggregation System in accordance with the instructions provided by the NYISO.

Figure 51: Enrollment Verification Documentation Request Display

Workflows

Workflow	Aggregation ID	Facility ID	MP	Month	Status	Last Update Date	Last Updated By
DVM by Facility	800001	4	Test_Organization_1	June 2024	Open	06/12/2024 16:35:17	NYISO Analysis & Planning
DVM by Facility	800001	3	Test_Organization_1	June 2024	Open	06/12/2024 16:35:17	NYISO Analysis & Planning
DVM by Facility	800001	2	Test_Organization_1	June 2024	Open	06/12/2024 16:35:17	NYISO Analysis & Planning
DVM by Facility	800001	1	Test_Organization_1	June 2024	Open	06/12/2024 16:35:17	NYISO Analysis & Planning
DVM by Aggregation	800001		Test_Organization_1	June 2024	Open	06/12/2024 16:35:17	NYISO Analysis & Planning
DVM by Facility	800001	12	Test_Organization_1	June 2024	Open	06/12/2024 15:08:39	NYISO Analysis & Planning
DVM by Facility	800001	11	Test_Organization_1	June 2024	Open	06/12/2024 15:08:39	NYISO Analysis & Planning
DVM by Facility	800001	10	Test_Organization_1	June 2024	Open	06/12/2024 15:08:39	NYISO Analysis & Planning
DVM by Facility	800001	9	Test_Organization_1	June 2024	Open	06/12/2024 15:08:39	NYISO Analysis & Planning
DVM by Aggregation	800001		Test_Organization_1	June 2024	Open	06/12/2024 15:08:39	NYISO Analysis & Planning
DVM by Aggregation	800001		Test_Organization_1	June 2024	Open	06/12/2024 14:41:20	NYISO Analysis & Planning

Full dataset Current page dataset

Details

Workflow Tasks

Task ID	Task Name	History	Comments	Attachments	Status	Reason	Aggregation ID	Facility ID	MP
2545	Justification				Open	Enrollment Verification	800001		Test_Organiza
2544	ICAP Supplier Two Year Outage Schedule				Open	Enrollment Verification	800001		Test_Organiza
2548	NYISO ELR Confirmation				Open	Enrollment Verification	800001		Test_Organiza
2546	Meter Authority Confirmation				Open	Enrollment Verification	800001		Test_Organiza

Full dataset Current page dataset

3.6.5. Viewing Documentation Requests

Documentation requests may be viewed in the Aggregation System using the Workflows page. The Workflows page may be accessed from the drop-down menu bar under Workflow header (Figure 52).

Figure 52: Navigating to Workflows Page

The screenshot shows the New York ISO Aggregation System interface. The top navigation bar includes the New York ISO logo and the text "Aggregation System". Below this is a dark blue sidebar menu with the following categories: Enrollment (Transmission Nodes, Create Aggregations, Asset Source Configuration, Aggregation Enrollments, Facility Enrollments), Capacity (Facility Seasonal Factors, DMNC, ICAP and UCAP, Aggregation Auction Sales, Facility Auction Sales, BSM Aggregation Buckets, BSM Facility Summary, Aggregation Annual Elections, Facility Annual Elections), and Facility CRIS Monthly. The "Workflows" link under the "Enrollment" category is highlighted with an orange box. An orange arrow points from this box to the "Workflows" link in the top navigation bar. The main content area displays a table of workflow tasks, similar to the one in Figure 51, with columns for Task ID, Task Name, History, Comments, Attachments, Status, Reason, Aggregation ID, Facility ID, and MP. The table shows several tasks related to "Enrollment Verification".

An Aggregator may filter data on the Workflows page by entering or selecting values in the search boxes located under each column header. Below are the key search options and their usage:

- Workflow: Select DVM by Aggregation to view documentation requests at the Aggregation level. Select DVM by facility to view documentation requests at the facility or asset level.
- Aggregation ID: Enter the applicable Aggregation ID to locate specific documentation requests related to that Aggregation.
- Facility ID: Enter the relevant Facility ID submitted by the Aggregator to refine the search for facility or asset specific documentation requests.
- Month: Select the month that reflects the effective date of the applicable workflow, such as the Aggregation or facility enrollment start month.
- Status: Filter by Open, Passed, or Failed:
 - Open: Indicates that action is required by the Aggregator or that the action is under review by the NYISO.
 - Passed: Confirms that the documents have been reviewed by the NYISO, and no further action is needed by the Aggregator.
 - Failed: Indicates that the documentation or justification provided by the Aggregator has been rejected by the NYISO.

3.6.6. Viewing and Managing Workflow Tasks

When the Aggregator clicks on a single DVM workflow, detailed information regarding the associated workflow tasks becomes available in the lower pane of the screen titled 'Details'. This section allows the Aggregator to view specific documents required, their status, reason for request, and respective due dates. Additionally, the Aggregator can use this section to add comments and upload required documents (Figure 53). Details on how to add comments and upload documents are as follows:

- Comments: Click on the edit icon, then click on Add Comment to insert a new comment. To save the comment, click Save; otherwise, click Cancel to return to the previous screen.
- Attachments: Click on the Upload Attachments icon, then either drop the document into the upload box or click Browse to select the appropriate document and click on Import File. Once uploaded successfully, the document(s) will be reviewed by the NYISO staff. A Download Attachments button will also appear, allowing the Aggregator to download the uploaded document(s).

Figure 53: Adding Comments and Attachment

Details

Workflow Tasks

Task ID	Task Name	History	Comments	Attachments	Status	Reason	Aggre
2545	Justification			 	Open	Enrollment Verification	800001
2544	ICAP Supplier Two Year Outage Schedule			 	Open	Enrollment Verification	800001
2548	NYISO ELR Confirmation			 	Open	Enrollment Verification	800001
2546	Meter Authority Confirmation			 	Open	Enrollment Verification	800001

3.7. Export Aggregation Details

An Aggregator has the ability to export data for one or more Aggregations, including all detailed attributes describing said Aggregation(s) in the System, using the 'Export Details' function (Figure 54). This function provides one .xlsx file export containing data describing all Aggregations selected, whether one or several, including all associated Facilities and Assets (Figures 55 and 56).

Figure 54: Export Aggregation(s) Details

New York ISO

Independent System Operator

Aggregation System

MPUSER_1
LOGOUT

Aggregation Enrollments

Search Enrollments

Create

Export Docs

Submit

Export Details

Separate

Aggregation ID	Aggregation Full Name	Aggregation Type	MP	Meter Authority	Start Date	End Date	Status
800071	ROME_E_ESR_AGG1	ESR	Test_Organization_1	NG	10/01/2023		Enrolled
800071	ROME_E_ESR_AGG1	ESR	Test_Organization_1	NG	04/01/2023	04/30/2023	Rejected

New York ISO

Independent System Operator

Aggregation System

MPUSER_1
LOGOUT

Aggregation Enrollments

Create

Submit

Export Details

Separate

Aggregation ID	Aggregation Full Name	Aggregation Type	MP	Meter Authority	Start Date	End Date	Status
800114	BABYLON_D_T_Test6	DER	Test_Organization_1	LIPA	03/01/2025		Draft

Figure 55: Select Aggregation(s) to Export

New York ISO

Independent System Operator

Aggregation System

MPUSER_1

LOGOUT

Aggregation Enrollments

CancelExport

Select	Aggregation ID	Aggregation Full Name	Aggregation Type	MP	Meter Authority	Start Date	End Date
<input checked="" type="checkbox"/>	800114	BABYLON_D_T_Test6	DER	Test_Organization_1	LIPA	03/01/2025	
	800115	GREENLWN D DER ERIS	DER	Test_Organization_1	LIPA	03/01/2025	

Figure 56: File Downloaded in Excel



Aggregation ID	Aggregation Full Name	Aggregation Type	MP	Meter Authority	Start Date	End Date	Status
800114	BABYLON_D_T_Test6	DER	Test_Organization_1	LIPA	03/01/2025		Draft
800115	GREENLWN_D_DER_ERIS	DER	Test_Organization_1	LIPA	03/01/2025		Enrolled

3.8. Separate Aggregation Enrollments

The 'Aggregation Enrollments' display features the 'Separate' function, which allows an Aggregator to cease market participation of one or more Aggregations (Figure 57). Initiating 'Separate' requires selection of the Aggregation(s) for which the action is intended (Figure 58).

Figure 57: Separate Aggregation(s)



Aggregation ID	Aggregation Full Name	Aggregation Type	MP	Meter Authority	Start Date	End Date	Status
800114	BABYLON_D_T_Test6	DER	Test_Organization_1	LIPA	03/01/2025		Draft

Figure 58: Select Aggregation(s) Enrollments to Separate

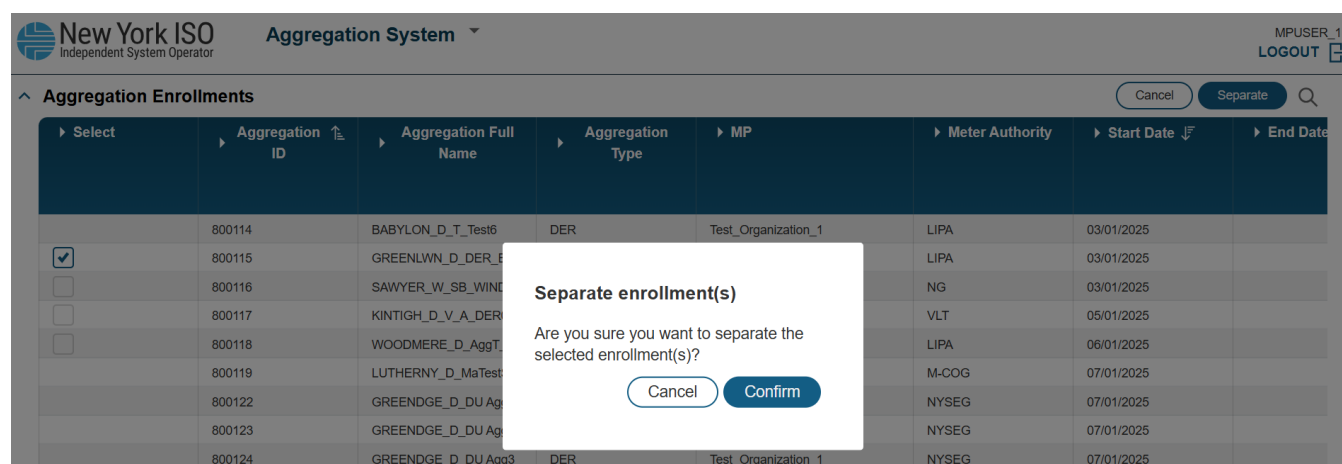


Select	Aggregation ID	Aggregation Full Name	Aggregation Type	MP	Meter Authority	Start Date	End Date
<input checked="" type="checkbox"/>	800114	BABYLON_D_T_Test6	DER	Test_Organization_1	LIPA	03/01/2025	
<input type="checkbox"/>	800115	GREENLWN_D_DER_ERIS	DER	Test_Organization_1	LIPA	03/01/2025	

Upon initiating 'Separate' of one or more Aggregations, the Aggregator will be required to confirm the action (Figure 59). As part of this validation step, the Aggregation System will simultaneously perform an automatic confirmation that the applicable Aggregation(s) and facilities have a status of 'Enrolled,' and that no other enrollment record exists for said Aggregation(s) and facilities with a status of either 'Submitted' or 'Pending NYISO Review.' In other words, for an Aggregation to be 'Separated,' it must not also have been

recently submitted and not yet reviewed by the NYISO.

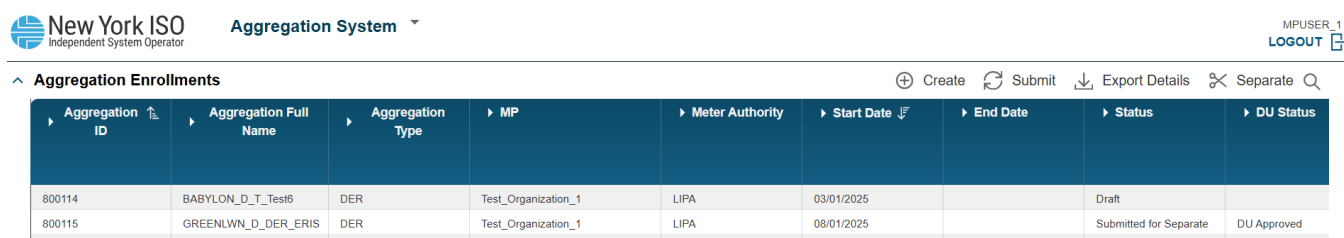
Figure 59: Pop-up Message to Confirm Separate Enrollment(s)



After confirming the action to 'Separate' the identified Aggregation(s) enrollment record(s), the status of the Aggregation(s) changes from 'Enrolled' to 'Submitted for Separate' (Figure 60). This status effectively 'Submits' the Aggregation once again, except with the intention of removing the Aggregation from market participation – the review period allows the Aggregation to satisfy its capacity auction awards, if applicable, with the 'Separate' taking effect at the beginning of the month following the review month. Specifically, the Aggregation System will not separate an Aggregation effective immediately and will always take effect at the beginning of the applicable next month, unless the separation is initiated by the Aggregator, in which case the separation takes effect the first day of two months in the future. If the NYISO initiates a separation in the middle of a month, but prior to the Certification Close date (typically the 20th day of the month), the Aggregation can be separated effective starting at the beginning of the next month. If the NYISO initiates a separation after the Certification Close date for the coming month, the Aggregation will not be separated until the first day of two months in the future.

Any time an Aggregator initiates a separation, it will be processed through the Aggregation System workflow and thus will always be scheduled to take effect on the first day of two months in the future.

Figure 60: Aggregation Status of ‘Submitted for Separate’



The screenshot shows the 'Aggregation System' interface with a header bar containing the New York ISO logo, the title 'Aggregation System', and a user profile 'MPUSER_1' with a 'LOGOUT' button. Below the header is a section titled 'Aggregation Enrollments' with a search icon and action buttons: 'Create', 'Submit', 'Export Details', and 'Separate'. The main content is a table with the following columns: Aggregation ID, Aggregation Full Name, Aggregation Type, MP, Meter Authority, Start Date, End Date, Status, and DU Status. Two rows are visible in the table.

Aggregation ID	Aggregation Full Name	Aggregation Type	MP	Meter Authority	Start Date	End Date	Status	DU Status
800114	BABYLON_D_T_Test6	DER	Test_Organization_1	LIPA	03/01/2025		Draft	
800115	GREENLWN_D_DER_ERIS	DER	Test_Organization_1	LIPA	08/01/2025		Submitted for Separate	DU Approved

3.9. Facility Assignment, Swapping, & Removal

3.9.1. Facility Assignment

Aggregators must assign each individual DER facility to the applicable Aggregation upon enrollment. Assignment of a facility assumes that an Aggregation ID has already been requested, and an Aggregation has been created using the applicable ID. When importing each facility to the System, each facility has a data attribute titled ‘Aggregation ID’ on its enrollment record. In order to assign a facility to an Aggregation, the Aggregation ID must be entered on each facility’s enrollment record. By adding the applicable Aggregation ID to the facility enrollment record, the Aggregator indicates to the Aggregation System that the Aggregation is mapped to its comprising facilities.

For each Aggregation, except DER type Aggregations composed exclusively of Demand Side Resources which require only one facility to be assigned, a minimum of two facilities must be assigned prior to the Aggregator being able to ‘Submit’ said Aggregation for NYISO review – please refer to the Aggregation Manual for additional details.

3.9.2. Facility Removal

Removal of a facility from an Aggregation is achieved by removing the applicable Aggregation ID from the facility enrollment record. An Aggregator may complete this removal by first downloading a facility import template, populated with all the facilities associated with the respective Aggregation ID, from the facility enrollments screen. Next, the Aggregator should delete the Aggregation ID from the facility enrollment record pending removal. Then, the facility import template should be reimported, thus creating new ‘Draft’ records for each of the included facilities, which now harbor effective dates beginning the first of the open enrollment month. The ‘Draft’ record for the removed facility will be lacking an Aggregation ID, therefore precluding its inclusion in the subsequent submission of the Aggregation ID.

Once completed, the Aggregator must then download an Aggregation import template for the applicable Aggregation ID, which now excludes the removed facility, from the Aggregation enrollment screen. This import template must be reimported in order for the new Aggregation composition to be

submitted for enrollment. Upon successful import, a 'Draft' record for the Aggregation will be created with an effective date beginning the first of the open enrollment month and require the Aggregator to submit that record for enrollment. Once submitted, the Aggregation will follow the normal enrollment review process and ultimately result in the enrollment of the Aggregation without the removed facility.

3.9.3. Facility Swapping

Pursuant to the NYISO Services Tariff, an Aggregator may elect to move DER, or 'swap' DER from one Aggregation to a different Aggregation. In order to do so, the facility must be removed from its current Aggregation enrollment and subsequently added to its new desired Aggregation enrollment. The process is as follows: The Aggregator must first download a facility import template, populated with the all the respective facilities associated with both the donor and recipient Aggregations, from the facility enrollments screen. Next, the Aggregator should update the Aggregation ID of the facility they intend to swap to reflect that of the recipient Aggregation. Once completed, the facility import should be reimported causing the creation of new 'Draft' records for each of the included facilities, which now harbor effective dates beginning the first of the open enrollment month. The 'Draft' record for the swapped facility will now include the recipient Aggregation's ID, therefore precluding its inclusion in the subsequent submission of the donor Aggregation ID.

Following the successful import of the facilities, the Aggregator must then download an Aggregation import template, populated with both the donor and recipient Aggregation's data, from the Aggregation Enrollments screen. This template should be reimported, resulting in 'Draft' records for the donor and recipient Aggregations being created with effective dates beginning the first of the open enrollment month. The Aggregator will be required to submit these records for enrollment, ultimately resulting in the enrollment of each Aggregation, upon successful review, with the swapped facility now only included in the recipient Aggregation's composition.

3.10. ICAP Market Participation Functions

This section describes seasonal enrollment-based calculations to facilitate ICAP market participation of an Aggregation. System records for ICAP/UCAP calculation occur on a monthly basis. Please note, the result of any calculation using records with a status of 'Pending' is subject to change. As a result, take note of possible changes to the ICAP/UCAP for a given Aggregation record based on any pending monthly updates to the Aggregation or comprising facilities.

3.10.1. View Facility Seasonal Factors

From the 'Facility Seasonal Factors' display, an Aggregator may view several attributes describing each facility with its corresponding availability factor per capability period. The capability period is selected

clicking on the magnifier glass located on the right-hand side corner (see Figures 61 and 62).

Figure 61: Facility Seasonal Factors Display

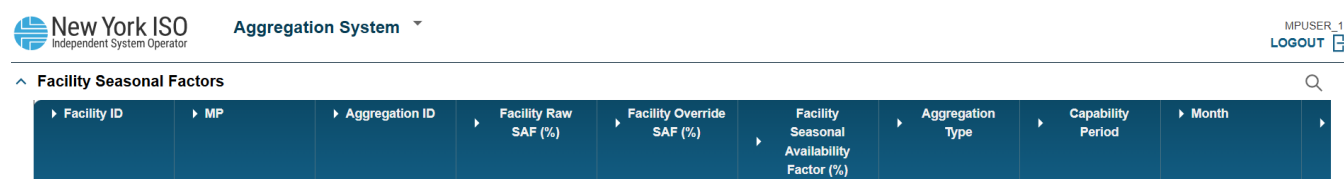
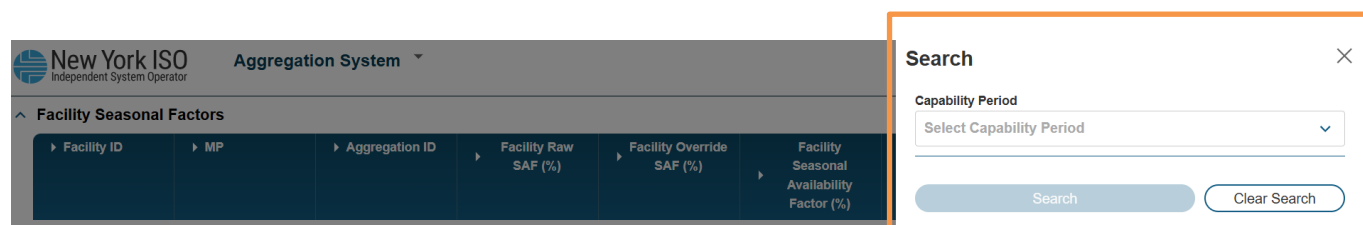


Figure 62: Selecting Capability Period to display Facility Seasonal Factors



Facility Seasonal Factor attributes are described in the table below (Figure 63).

Figure 63: Facility Seasonal Factors Summary Attributes

Attribute	Format	Description
Facility ID	Text	Unique ID assigned to the facility
MP	Text	Aggregator organization name
Aggregation ID	Integer	Unique ID assigned to the Aggregation
Facility Raw SAF (%)	Percentage	The calculated availability of a facility for a Capability Period (Season), based on the historical data of that facility for the previous two like Capability Periods, when available, or by using the NERC/NYISO Class Average. Calculated as a percentage value. Used in derating factor calculations.
Facility Override SAF (%)	Percentage	An Override value entered by the NYISO Administrator when the 'Facility Raw Seasonal Availability Factor' requires updating. The override is used in place of the Facility Raw Seasonal Availability Factor in derating factor calculations.

Attribute	Format	Description
Facility Seasonal Availability Factor (%)	Percentage	Facility Availability Factor Refer to ICAP Manual Attachment J for calculation details
Aggregation Type	Text	One of the following: DER, ESR, Generator, Wind, Solar, or Landfill Gas
Capability Period	Text	A six-month period established as follows: (i) from May 1 through October 31 of each year (Summer Capability Period); and (ii) from November 1 of each year through April 30 of the following year (Winter Capability Period).
Month	Text	Applicable month
Last Updated Date	Date/Time	Date that the record was last updated
Last Updated By	Text	Last user that updated the record

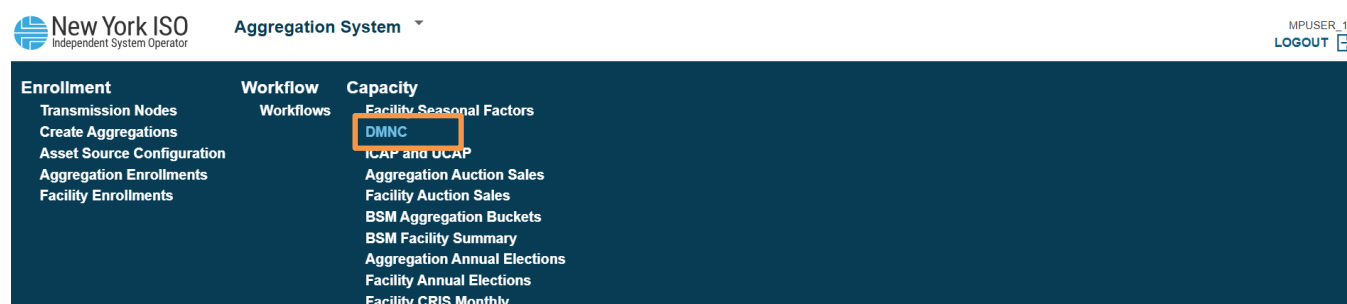
3.10.2. DMNC

Submission of DMNC test data is a prerequisite to ICAP market participation for an Aggregation. An Aggregator is responsible for accessing the appropriate NYISO processes as detailed in the Aggregation Manual and ICAP Manual to perform a seasonal DMNC test. Should the Aggregation contain time-stacked DER facilities as defined in the Aggregation Manual, the Aggregator is also responsible for submitting time-stacking information to the Aggregation System prior to market participation.

3.10.2.1. Create DMNC and DMNC Time Stacking

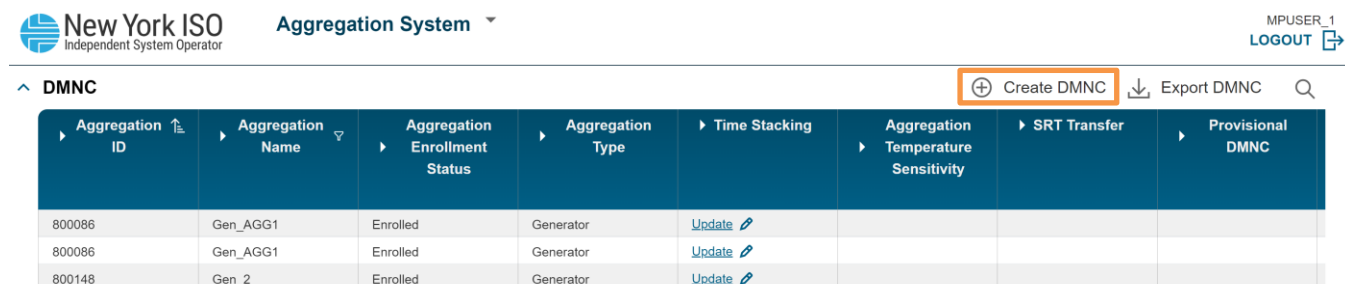
Once an Aggregation is operational in the Energy and Ancillary Services market, it becomes eligible to conduct a DMNC test for the applicable season. The Aggregator may access the 'DMNC' display once an Aggregation has a status of 'Enrolled,' and may submit DMNC test data once it has conducted a DMNC test in accordance with the business rules defined in the Aggregation Manual and ICAP Manual. Aggregations with an EDL and accompanying time-stacking information about the individual DER facilities comprising the Aggregation must submit all appropriate data as part of the DMNC submission (Figure 64). Market Participants should contact DER@nyiso.com for support when submitting DMNC test data for a Provisional DMNC, SRT Transfer, or other scenarios that deviate from the standard DMNC submission process.

Figure 64: DMNC Display



Upon initiating the 'Create DMNC' function, the System will display a window which initiates the file submission process for an Aggregation (Figures 65 & 66). The Aggregator will be required to select the Aggregation ID and Test Type for the applicable Aggregation based on the business rules and requirements defined in the Aggregation Manual and ICAP Manual. Upon selecting the Aggregation ID and Test Type, the Aggregator may select the 'Download Blank Template' function, which produces an .xls file available for download. This file should be used to fill in applicable required test data, which then may be imported into the System using the same window (Figure 66).

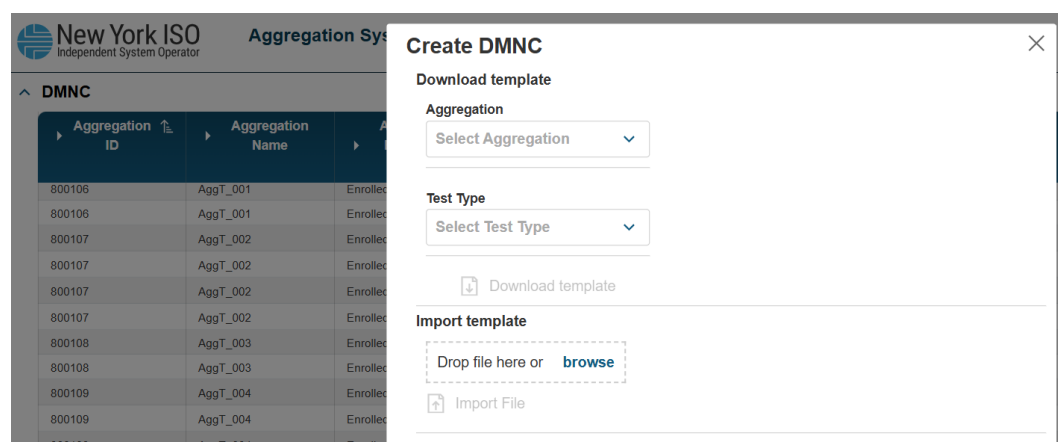
Figure 65: Create DMNC



The screenshot shows the New York ISO Aggregation System interface. The top navigation bar includes the New York ISO logo, the text 'Independent System Operator', and a dropdown menu labeled 'Aggregation System'. On the right, there is a user profile for 'MPUSER_1' with a 'LOGOUT' button. The main content area is a dark blue sidebar with three main sections: 'Enrollment', 'Workflow', and 'Capacity'. Under 'Capacity', the 'DMNC' option is highlighted with an orange box. Other options in the 'Capacity' section include 'Facility Seasonal Factors', 'ICAP and UCAP', 'Aggregation Auction Sales', 'Facility Auction Sales', 'BSM Aggregation Buckets', 'BSM Facility Summary', 'Aggregation Annual Elections', 'Facility Annual Elections', and 'Facility CRIS Monthly'.

Aggregation ID	Aggregation Name	Aggregation Enrollment Status	Aggregation Type	Time Stacking	Aggregation Temperature Sensitivity	SRT Transfer	Provisional DMNC
800086	Gen_AGG1	Enrolled	Generator	Update			
800086	Gen_AGG1	Enrolled	Generator	Update			
800148	Gen_2	Enrolled	Generator	Update			

Figure 66: Create DMNC Display



From the 'Create DMNC' display, the Aggregator can perform the following actions:

- Download blank Template – Aggregator selects the Aggregation ID from the 'Select Aggregation' dropdown and Test Type from the 'Select Test Type' dropdown where the Aggregator can choose EDL or DMNC depending on the Aggregation type, EDL and other applicable criteria as described in Section 5.12.8 of the NYISO MST, Aggregation Manual Section 2.2.5 and ICAP Manual Section 4.2 (Figure 67).
- Import template – Aggregator uploads data into the Aggregation System from the upload template containing test data for all facilities comprising the Aggregation (Figure 68).

Figure 67: Download Blank Template – DMNC Type

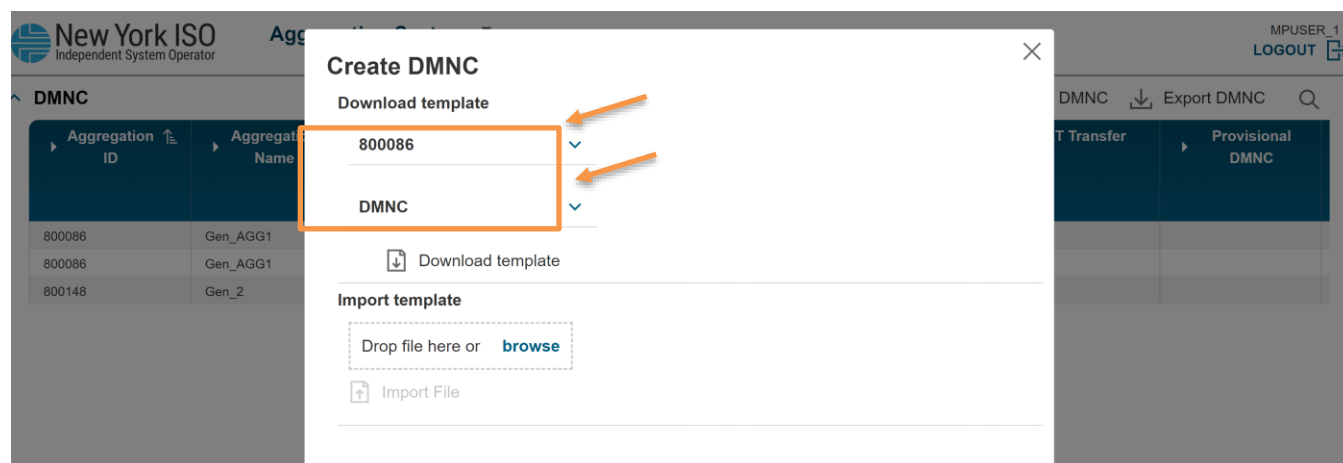
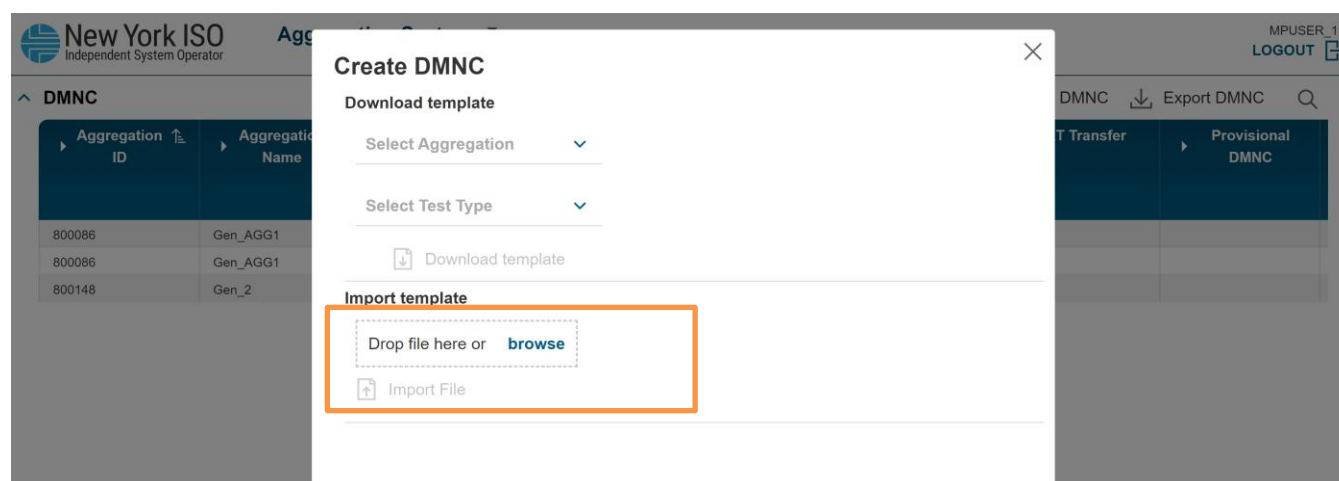


Figure 68: Import Template

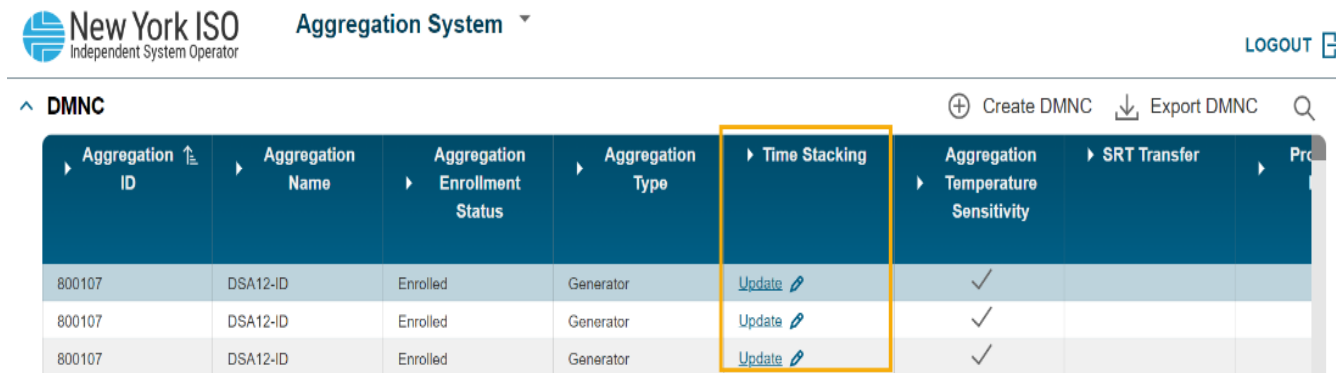


Upon submitting test data for the applicable Aggregation, the DMNC record will be assigned a status of 'Submitted.' During the time that the Submitted record is being verified by the NYISO, the status of the DMNC record will be marked as 'Pending Review' and after the verification of the data submitted, the Status of the DMNC record will change to 'Approved' or 'Denied' based on the results of the verification.

3.10.2.2. Update Time Stacking

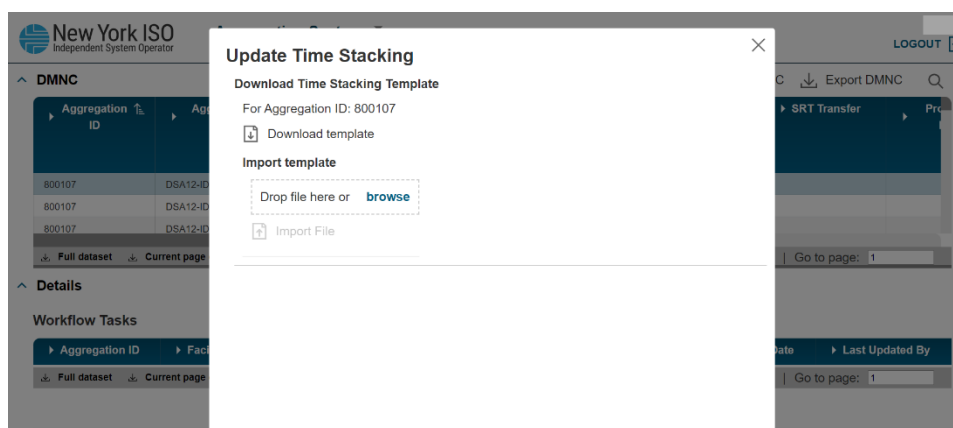
Aggregators may update Time Stacking data from approved DMNC records of an Aggregation with an EDL at any time before Certification Close Date for a given auction month, which typically falls on or near the 20th calendar day of the preceding month. Please refer to the ICAP Calendar, accessible in the NYISO website (http://icap.nyiso.com/ucap/public/evt_calendar_display.do) for specific dates of relevance each month. From the 'DMNC' display, an Aggregator may use the 'Time Stacking' column to update time stacking data by initiating the 'Update' screen control for the applicable Aggregation (Figure 69). A pop-up window will allow to download the template of the selected Aggregation to be updated (Figure 70).

Figure 69: Time Stacking Aggregation with EDL



Aggregation ID	Aggregation Name	Aggregation Enrollment Status	Aggregation Type	Time Stacking	Aggregation Temperature Sensitivity	SRT Transfer	Pro
800107	DSA12-ID	Enrolled	Generator	Update	✓		
800107	DSA12-ID	Enrolled	Generator	Update	✓		
800107	DSA12-ID	Enrolled	Generator	Update	✓		

Figure 70: Update Time Stacking



From the Update Time Stacking display, the Aggregator can perform the following actions:

- Download Time Stacking Template – Using the ‘Download Template’ function, an Aggregator may retrieve an excel template containing select prepopulated fields based on the Aggregation selected, as well as blank attributes for use when populating with the corresponding data (Figure 71).
- Import template – Aggregator uploads data into the Aggregation System from the upload template containing time stacking data for all facilities comprising the selected Aggregation (Figure 72).

Figure 71: Download Template with Time Stacking Data

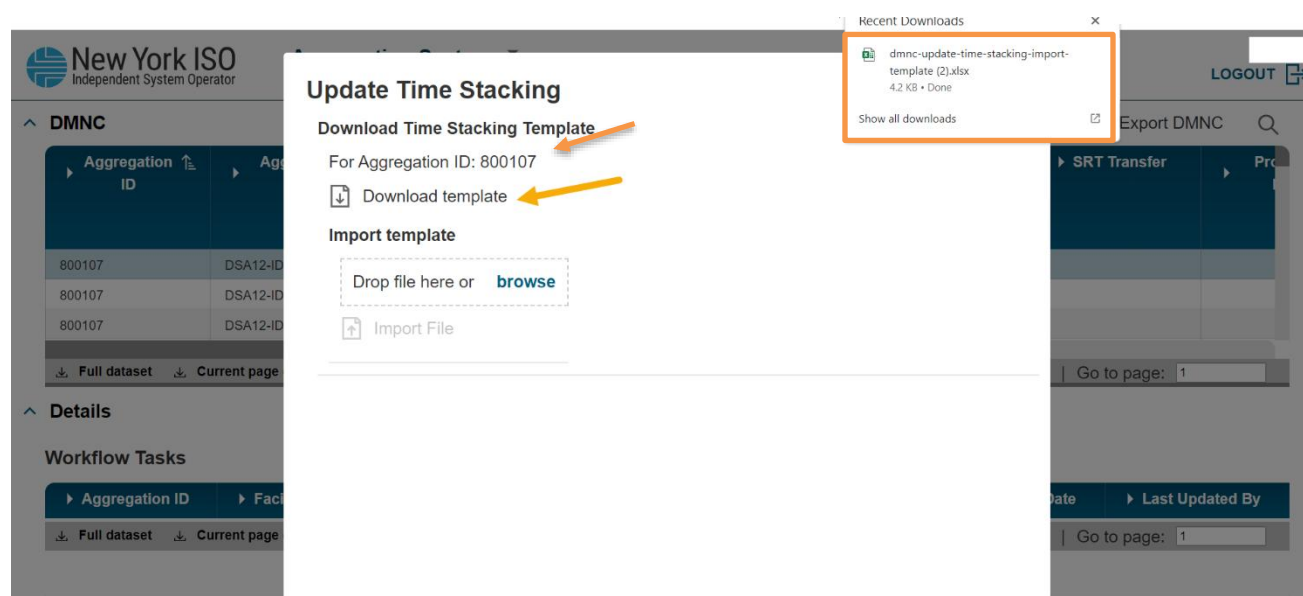
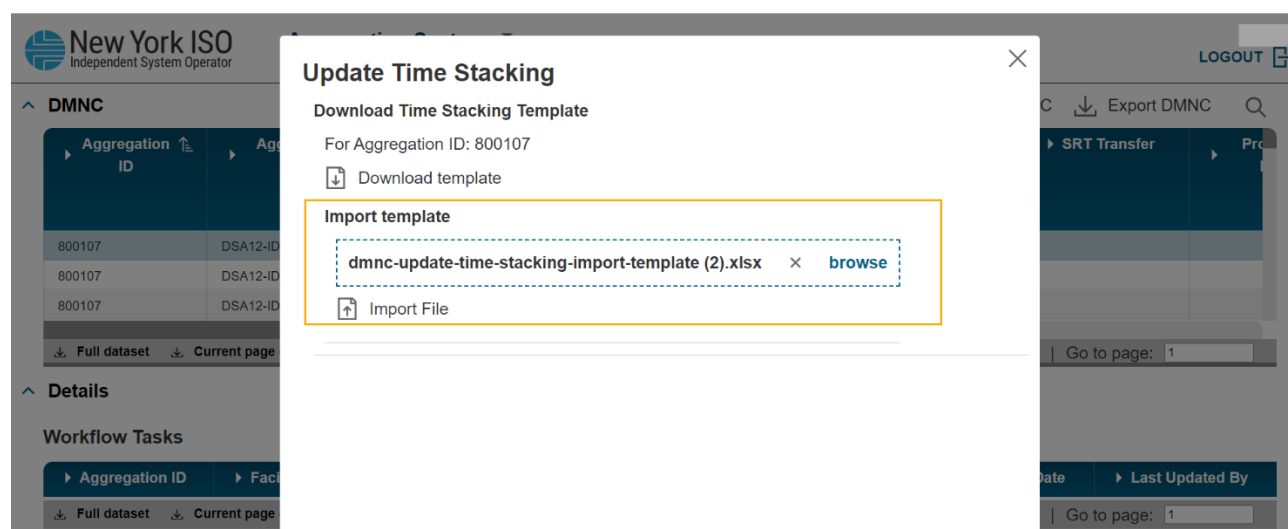


Figure 72: Import Template



3.10.2.3. View Aggregation DMNC Summary

From the 'DMNC' display, an Aggregator may view several attributes describing each Aggregation with a corresponding DMNC test data record and/or time stacking information (Figure 73). This information is used by NYISO staff to conduct DMNC and time stacking validations, as well as connect the results of an Aggregation's performance test with its enrollment record in the Aggregation System.

Figure 73: Aggregation DMNC Summary Attributes

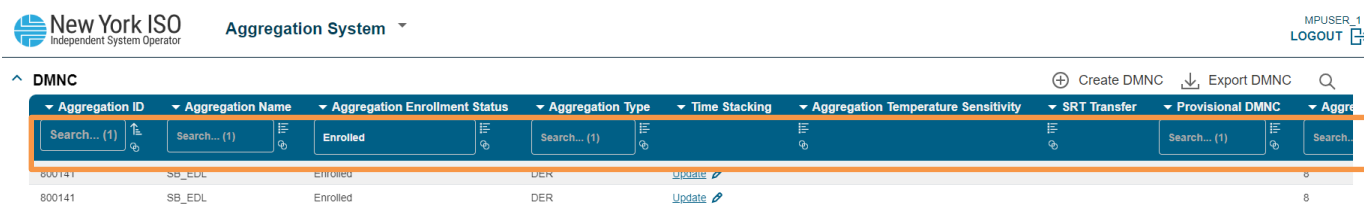
Attribute	Format	Description
Aggregation ID	Integer	Unique ID assigned to the Aggregation
Aggregation Name	Text	Aggregator's chosen name for an Aggregation (See 'Aggregation Short Name')
Aggregation Enrollment Status	Text	NYISO system enrollment status of the Aggregation (Draft, Unsubmitted, Submitted, Pending NYISO Review, Enrolled, Rejected, Separated)
Aggregation Type	Text	One of the following: DER, ESR, Generator, Wind, Solar, or Landfill Gas
Time Stacking	Upload	Time stacking data file import and storage
Aggregation Temperature Sensitivity	Boolean	True/False - System prepopulated based on the operational characteristic describing individual facilities within an Aggregation based on fuel and generation type and whether it is temperature sensitive.
SRT Transfer	Boolean	Indicates whether the DMNC test data is applied from the previous like-Capability Period to transfer from participation as a standalone resource to an Aggregation of the same type. For eligibility details, please refer to Section 2.2.5 of the Aggregation Manual.
Provisional DMNC	Boolean	Indicates whether the DMNC test data is applied from the previous like-Capability Period to transfer from participation as a Special Case Resource (SCR) or standalone Resource to a DER Aggregation type. For eligibility details, please refer to Section 2.2.5 of the Aggregation Manual.
Aggregation EDL	Integer	Indication of energy duration limitation elected during Enrollment.
Test Date	Date	Date of test execution Must align with applicable test windows as outlined in the ICAP Manual and ICAP Event Calendar.
Test Type	Selection	Indication of DMNC or EDL test type. EDL test type should be used when submitting a full duration test for an Aggregation with a non-null EDL. Please refer to the Aggregation Manual and ICAP Manual for more information about Test Type requirements.
Start Date	Date	Intended commencement date of DMNC. Start Date must be greater than the current month and must always be the first day of the month.
Test Start HB	Integer	Hour Beginning of test

Attribute	Format	Description
Test Duration	Integer	Total hours in test Please refer to the Aggregation Manual and ICAP Manual for more information about Test Duration requirements.
Electing to Time Stack	Boolean	Y/N – Please refer to the Aggregation Manual and ICAP Manual for more information about time stacking
End Date	Date	DMNC end effective date
Capability Period Type	Text	Summer or Winter
In/Out of Period	Text	Indication if test was performed in or out of the DMNC Test Period Please refer to the ICAP Event Calendar and ICAP Manual for more information about In and Out of Period Test Windows.
MP Aggregation Demonstrated Capability MW	MW	Demonstrated Capability provided upon submission of a DMNC test at the Aggregation level. Represents the average of the Aggregation Hourly Demonstrated Capability MW for all facilities within the Aggregation.
Aggregation Pre-Test Rating MW	MW	Aggregation Post-Test Rating MW from a previously Approved DMNC Aggregation record for the prior like-season. If there is no previous like-season Aggregation Post Test Rating MW, this value is null.
Aggregation Post-Test Rating MW	MW	Aggregation MW rating. Reflects temperature adjustment if applicable. If not temperature sensitive, this is equal to the Aggregation Demonstrated Capability MW. If temperature sensitive, this is equal to the average of the Aggregation Hourly Post Test Rating MW for all facilities in the Aggregation.
DMNC Status	Text	Indicates current state of test data record (Submitted, Pending Review, Approved, Denied, Withdrawn, Replaced)
Reason	Text	Populated by NYISO when the DMNC test is being validated. Possible value: Waiting MMA Review
Created Date	Date/Time	Date of record creation
Created By	Text	User responsible for record creation
Last Updated Date	Date/Time	Date that the record was last updated
Last Updated By	Text	Last user that updated the record

An Aggregator may filter and search for specific values within each of the attributes included in the ‘DMNC’ display, to enable an Aggregator to access specific information on one or several DMNC records

(Figure 74).

Figure 74: Results Displayed by Search Criteria



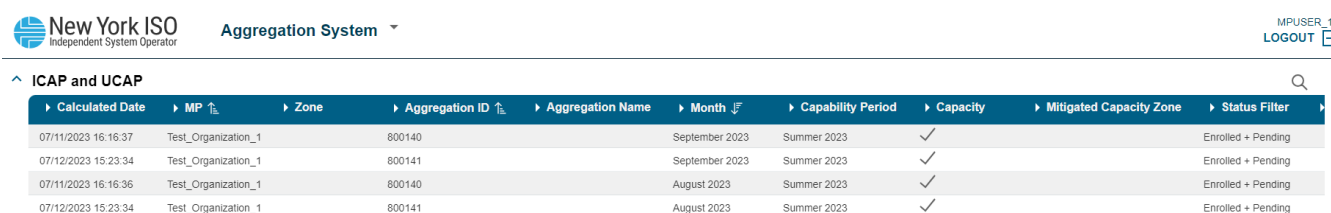
Aggregation ID	Aggregation Name	Aggregation Enrollment Status	Aggregation Type	Time Stacking	Aggregation Temperature Sensitivity	SRT Transfer	Provisional DMNC	Aggregation
800141	SB_EDL	Enrolled	DER					8
800141	SB_EDL	Enrolled	DER					8

The data contained in the 'DMNC' display, DMNC export and all applicable time stacking-related attributes, are described in full in Appendix E of this User's Guide.

3.10.3. ICAP and UCAP

An Aggregator may access ICAP MW and UCAP MW values and other pertinent ICAP market participation information, for a selected timeframe, through the 'ICAP and UCAP' display (Figures 75 & 76). Records for ICAP and UCAP are broken out and displayed by month.

Figure 75: ICAP and UCAP Display



Calculated Date	MP	Zone	Aggregation ID	Aggregation Name	Month	Capability Period	Capacity	Mitigated Capacity Zone	Status Filter
07/11/2023 16:16:37	Test_Organization_1		800140		September 2023	Summer 2023	✓		Enrolled + Pending
07/12/2023 15:23:34	Test_Organization_1		800141		September 2023	Summer 2023	✓		Enrolled + Pending
07/11/2023 16:16:36	Test_Organization_1		800140		August 2023	Summer 2023	✓		Enrolled + Pending
07/12/2023 15:23:34	Test_Organization_1		800141		August 2023	Summer 2023	✓		Enrolled + Pending

Figure 76: ICAP and UCAP Display Attributes

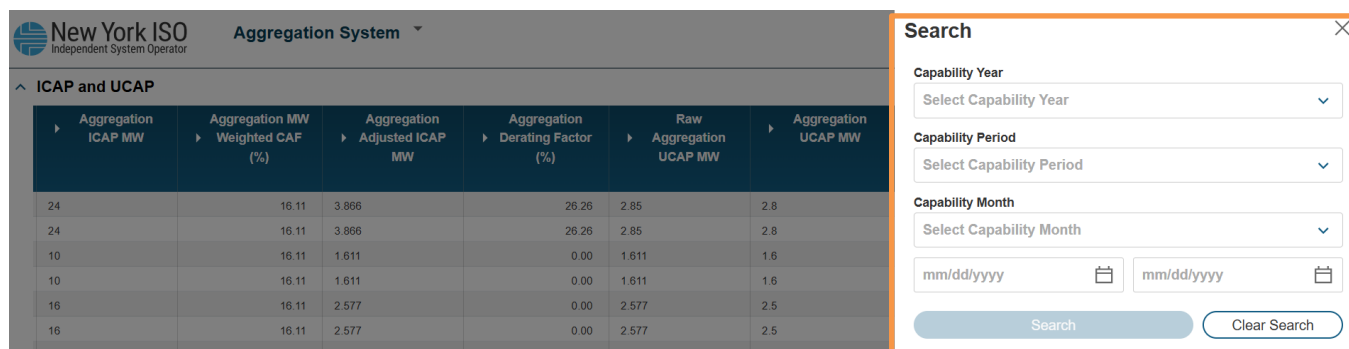
Attribute	Format	Description
Calculated Date	Date/Time	Date of ICAP & UCAP calculation
MP	Text	Aggregator organization name
Zone	Text	Zone where the Aggregation is located
Aggregation ID	Integer	Unique ID assigned to the Aggregation
Aggregation Name	Text	Aggregator's chosen name for an Aggregation (See 'Aggregation Short Name')
Month	Text	Auction month for which all values are applicable
Capability Period	Text	The Capability Period, Summer or Winter, associated with the Month
Capacity	Boolean	Indicates whether the Aggregation has elected to participate in the ICAP market for the applicable month
Mitigated Capacity Zone	Boolean	Indicates whether the Aggregation is located within a mitigated locality, or if it is in a nested locality/exempt.

Attribute	Format	Description
Status Filter	Text	Displays NYISO enrollment review status information, for NYISO system processing purposes (Enrolled, Enrolled + Pending)
Aggregation Enrollment Status	Text	NYISO system enrollment status of the Aggregation (Draft, Unsubmitted, Pending NYISO Review, Enrolled, Rejected, Separated)
Aggregation Type	Text	DER, Generator, ESR, Solar, Wind, Landfill Gas
Aggregation EDL	Integer	Indication of number of hours for energy duration limitation
DMNC Status	Text	Indicates current progress of test data record (Submitted, Pending Review, Approved, Denied, Withdrawn, Replaced)
Aggregation Total Supply Declared Value MW	MW	Total Upper Operating Limit MW declared during applicable season (reflects Injection, Demand Reduction, Withdrawal capabilities) based on enrollment values
Aggregation Post-Test Rating MW	MW	Aggregation MW rating. Reflects temperature adjustment if applicable.
Minimum Aggregation Hourly DMNC MW	MW	Minimum of all hourly test values during test window for Aggregation, as calculated by System
Aggregation DMNC MW to Publish	MW	Final DMNC MW for the applicable Aggregation for the applicable season
Aggregation CRIS MW	MW	Capacity Resource Interconnection Service (CRIS) for the applicable Aggregation, sum of all comprising facilities' CRIS values
Aggregation ICAP MW	MW	System populated value calculated at the Aggregation-level. If the Aggregation is not-Time Stacked, the Aggregation ICAP MW is the summation of the ICAP values of all facilities comprising the applicable Aggregation. If the Aggregation is Time Stacked, the Aggregation ICAP MW is the lesser of the following two values (1) Minimum Aggregation Hourly DMNC MW or (2) the summation of ICAP values for all facilities comprising the applicable Aggregation.
Aggregation MW Weighted CAF (%)	Percentage	System populated value calculated at the Aggregation-level. When an Aggregation has only one CARC and CAF assigned it is equal to the assigned CAF from ICAP AMS. When an Aggregation has more than one CARC and CAF assigned, may be applicable for Generator Aggregation types as a result of firm fuel requirements, it is equal to the Aggregation Adjusted ICAP MW divided by the Aggregation ICAP MW.
Aggregation Adjusted ICAP MW	MW	System populated value at the Aggregation-level. When an Aggregation has one CARC and CAF assigned, Aggregation Adjusted ICAP is equal to the CAF multiplied by the CARC Applied MW (Figure 81). When an Aggregation has more than one CARC assigned, may be applicable for Generator Aggregation types as a result of firm fuel requirements, Aggregation Adjusted ICAP is equal to the sum of the CAF multiplied by the associated CARC Applied MW, for each CARC assigned to the Aggregation.

Attribute	Format	Description
Aggregation Derating Factor (%)	Percentage	Value calculated by the system per equations found in Attachment J of the ICAP Manual. Calculation differs if Aggregation is Time Stacked or not Time Stacked
Raw Aggregation UCAP MW	MW	As calculated based on Adjusted ICAP and Derating Factor
Aggregation UCAP MW	MW	Rounded value of Raw UCAP MW
Aggregation Published Date	Date/Time	System populated with the timestamp indicating when the values for the Aggregation were most recently successfully Published to ICAP AMS
Last Update Date	Date/Time	Date that the record was last updated
Last Updated By	Text	Last user that updated the record

An Aggregator may filter and search for specific values within each of the attributes included in the 'ICAP & UCAP' display, to enable an Aggregator to access specific information on one or several ICAP or UCAP records (Figure 77).

Figure 77: ICAP and UCAP Data Search



The screenshot displays the 'New York ISO Aggregation System' interface. On the left, a table titled 'ICAP and UCAP' shows data for various aggregations. On the right, a 'Search' sidebar is visible, allowing users to filter data by Capability Year, Capability Period, and Capability Month. The table data is as follows:

Aggregation ID	Aggregation ICAP MW	Aggregation MW Weighted CAF (%)	Aggregation Adjusted ICAP MW	Aggregation Derating Factor (%)	Raw Aggregation UCAP MW	Aggregation UCAP MW
24		16.11	3.866	26.26	2.85	2.8
24		16.11	3.866	26.26	2.85	2.8
10		16.11	1.611	0.00	1.611	1.6
10		16.11	1.611	0.00	1.611	1.6
16		16.11	2.577	0.00	2.577	2.5
16		16.11	2.577	0.00	2.577	2.5

The search sidebar includes the following fields:

- Capability Year:** Select Capability Year (dropdown)
- Capability Period:** Select Capability Period (dropdown)
- Capability Month:** Select Capability Month (dropdown)
- Date Range:** Two date input fields (mm/dd/yyyy) with calendar icons.
- Buttons:** Search and Clear Search.

In addition to the Capacity attributes available at the Aggregation level, facility-level Capacity information is available to an Aggregator accessing the details of the applicable Aggregation (Figure 78). CARC details are also available for the applicable Aggregation (Figure 79). An Aggregator may only access the Capacity data attributes for the Aggregations and comprising DER within its portfolio (Figure 80 & Figure 81).

Figure 78: Accessing Facility Capacity Data

New York ISO
Independent System Operator

Aggregation System

MPUSER_1
LOGOUT

ICAP and UCAP

Calculated Date	MP	Zone	Aggregation ID	Aggregation Name	Month	Capability Period	Capacity	Mitigated Capacity Zone	Status Filter
10/19/2024 16:00:25	Test_Organization_1	D - NORTH	800016	Solar_1	November 2024	Winter 2024-2025	✓		Enrolled
10/19/2024 16:00:39	Test_Organization_1	E - M-HK VL	800025	SWAP_1	November 2024	Winter 2024-2025	✓		Enrolled

Full dataset Current page dataset

Details

Facility ID	Facility Name	Capacity	Facility Enrollment Status	DMNC Test Type	Has Response Type I Demand Reduction	Facility Time Stacked Hours	Facility Total Supply Declared MW	Facility Declared Injection MW	Facility Declared Reduction MW
34	Solar_Array2	✓	Enrolled	DMNC			8	8	
71	Panel_Set3	✓	Enrolled	DMNC			8	8	

Full dataset Current page dataset

Figure 79: Accessing Aggregation CARC Data

New York ISO
Independent System Operator

Aggregation System

MPUSER_1
LOGOUT

ICAP and UCAP

Calculated Date	MP	Zone	Aggregation ID	Aggregation Name	Month	Capability Period	Capacity	Mitigated Capacity Zone	Status Filter
10/19/2024 16:00:25	Test_Organization_1	D - NORTH	800016	Solar_1	November 2024	Winter 2024-2025	✓		Enrolled
10/19/2024 16:00:39	Test_Organization_1	E - M-HK VL	800025	SWAP_1	November 2024	Winter 2024-2025	✓		Enrolled

Full dataset Current page dataset

Details

Aggregation ID	Month	Capability Period	CARC	CAF (%)	CARC Overflow	CARC Elected MW	CARC Assigned MW	CARC Applied MW	Last Update Date
800016	November 2024	Winter 2024-2025	Solar	15.64				16	10/19/2024 16:00:25

Full dataset Current page dataset

Figure 80: Facility Capacity Data Attributes

Attribute	Format	Description
Facility ID	Text	Unique ID assigned to the facility
Facility Name	Text	Name of the facility
Capacity	Boolean	Yes/No Indicates whether the facility has elected to participate in the ICAP market for the applicable month
Facility Enrollment Status	Text	NYISO system enrollment status of the facility (Draft, Unsubmitted, Submitted, Pending NYISO Review, Enrolled, Rejected, Separated)
DMNC Test Type	Text	Indication of DMNC or EDL test
Has Response Type I Demand Reduction	Boolean	System populated based on whether the facility has any demand reduction type assets with Response Type = 'I'

Attribute	Format	Description
Facility Time Stacked Hours	Integer	Count of hours from the applicable DMNC that have been designated as 'Included in Time Stacking' for the facility
Facility Total Supply Declared MW	MW	Value automatically populated by system based on Facility's Total Supply Declared MW attribute
Facility Declared Injection MW	MW	Required for a facility that contains Demand Reduction (Type I); Generator; Energy Storage; Wind; Solar; Landfill Gas. Must not exceed the sum of all nameplates of assets within the facility. May not be greater than zero if the facility only contains Demand Reduction with Response Type C, B, or G
Facility Declared Reduction MW	MW	Required for a facility that contains Demand Response
Facility Average New EDL DMNC MW	MW	Considers the facility rating from a prior approved EDL test divided by the currently effective EDL. Only applicable if the facility is part of an ESR Aggregation types with an EDL that have a current DMNC record of Test Type = DMNC and a prior approved DMNC record of Test Type = EDL
Facility Non TS Average DMNC MW	MW	'TS' = Time Stacked Sum of the Facility Hourly Post Test Rating MW across all hours of the DMNC divided by the Aggregation Test Duration. Only applicable if the facility is part of an Aggregation that has 'Electing to Time Stack = N'
Facility TS Minimum DMNC MW	MW	Minimum of the Facility Hourly Final DMNC MW across all hours of the DMNC in which the facility has indicated 'Included in Time Stacking = Y' Only applicable if the facility is part of an Aggregation that has 'Electing to Time Stack = Y'
Facility CRIS MW	MW	Individual CRIS value for the facility as obtained through the NYISO Interconnection Process
Facility ICAP MW	MW	Facility ICAP MW Refer to ICAP Manual Attachment J Section 6.9 for applicable calculation based on participation type
Facility Seasonal Availability Factor (%)	Percentage	Refer to ICAP Manual Attachment J Section 6.9 for applicable calculation based on participation type
Facility Percent of Aggregation UCAP (%)	Percentage	Refer to ICAP Manual Attachment J Section 6.9 for applicable calculation based on participation type
Last Update Date	Date/Time	Date that the record was last updated
Last Updated By	Text	Last user that updated the record

Figure 81: Aggregation CARC Data Attributes

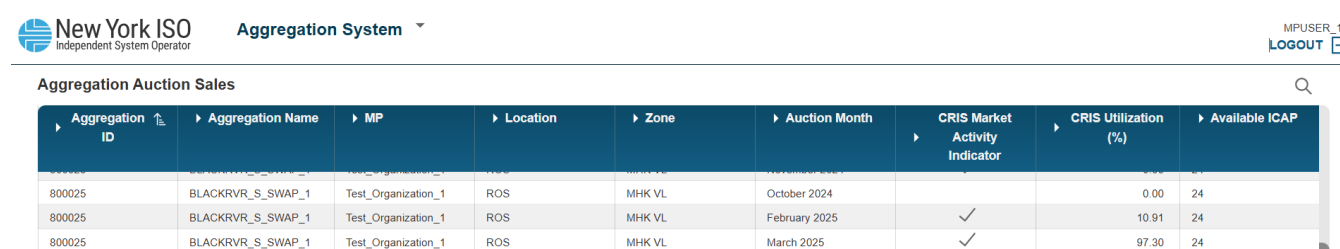
Attribute	Format	Description
Aggregation ID	Integer	Unique ID assigned to the Aggregation
Month	Text	Auction month for which all values are applicable
Capability Period	Text	The Capability Period, Summer or Winter, associated with the month
CARC	Text	Capacity Accreditation Resource Class applicable to the Aggregation. Sourced from ICAP AMS.
CAF (%)	Percentage	Applicable Capacity Accreditation Factor for the associated CARC. Sourced from ICAP AMS.
CARC Overflow	Boolean	<p>CARC Overflow indicator as sourced from ICAP AMS. Will be null when only one CARC is assigned to an Aggregation.</p> <p>When an Aggregation has more than one CARC and CAF assigned, may be applicable for Generator Aggregation types as a result of firm fuel requirements, one CARC will be labeled as CARC Overflow = Y. Once all other CARCs associated with the particular Aggregation ID have received adequate CARC Assigned MW, any remaining Aggregation ICAP MW will be assigned to the CARC with CARC Overflow = Y, as the CARC Applied MW.</p>
CARC Elected MW	MW	Elected MW associated with the assigned CARC. Sourced from ICAP AMS and determined as part of the annual firm fuel election process.
CARC Assigned MW	MW	Assigned MW associated with the assigned CARC. Sourced from ICAP AMS.
CARC Applied MW	MW	<p>System calculated value for each assigned CARC for an Aggregation ID to determine the MW that are eligible for the applicable CAF.</p> <p>When an Aggregation has only one CARC and CAF assigned, this value will be equal to the Aggregation ICAP MW.</p> <p>When an Aggregation has more than one CARC and CAF assigned, may be applicable for Generator Aggregation types as a result of firm fuel requirements, and the Aggregation CARC Assigned MW is less than the Aggregation ICAP MW, the CARC Applied MW will be equal to the CARC Assigned MW and any remaining Aggregation ICAP MW will be applied to the CARC with CARC Overflow = Y.</p> <p>When an Aggregation has more than one CARC and CAF</p>

Attribute	Format	Description
		<p>assigned, may be applicable for Generator Aggregation types as a result of firm fuel requirements, and the Aggregation CARC Assigned MW is equal to the Aggregation ICAP MW, the CARC Applied MW will be equal to the CARC Assigned MW.</p> <p>When an Aggregation has more than one CARC and CAF assigned, may be applicable to Generator Aggregation types as a result of firm fuel requirements, and the Aggregation CARC Assigned MW is less than the Aggregation ICAP MW, not all records may receive a nonzero CARC Applied MW. For all records with CARC Overflow = N and CARC Assigned MW is not null, system will apply MW by CAF % in descending order until, all Aggregation ICAP MW have been applied to a CARC and CAF (CARC Applied MW not to exceed the CARC Assigned MW). Any remaining Aggregation ICAP MW will be applied to the CARC with CARC Overflow = Y.</p>
Last Update Date	Date/Time	Date that the record was last updated
Last Updated By	Text	Last user that updated the record

3.10.4. View Aggregation Auction Sales

From the 'Aggregation Auction Sales' display, an Aggregator may view a summary of an Aggregation's Auction Sales information. Viewing this information may take place at any time after the Spot Market Auction post for the applicable month. The Aggregator can only have access to its own information (Figure 82).

Figure 82: Aggregation Auction Sales Display



Aggregation ID	Aggregation Name	MP	Location	Zone	Auction Month	CRIS Market Activity Indicator	CRIS Utilization (%)	Available ICAP
800025	BLACKRVR_S_SWAP_1	Test_Organization_1	ROS	MHK VL	October 2024		0.00	24
800025	BLACKRVR_S_SWAP_1	Test_Organization_1	ROS	MHK VL	February 2025	✓	10.91	24
800025	BLACKRVR_S_SWAP_1	Test_Organization_1	ROS	MHK VL	March 2025	✓	97.30	24

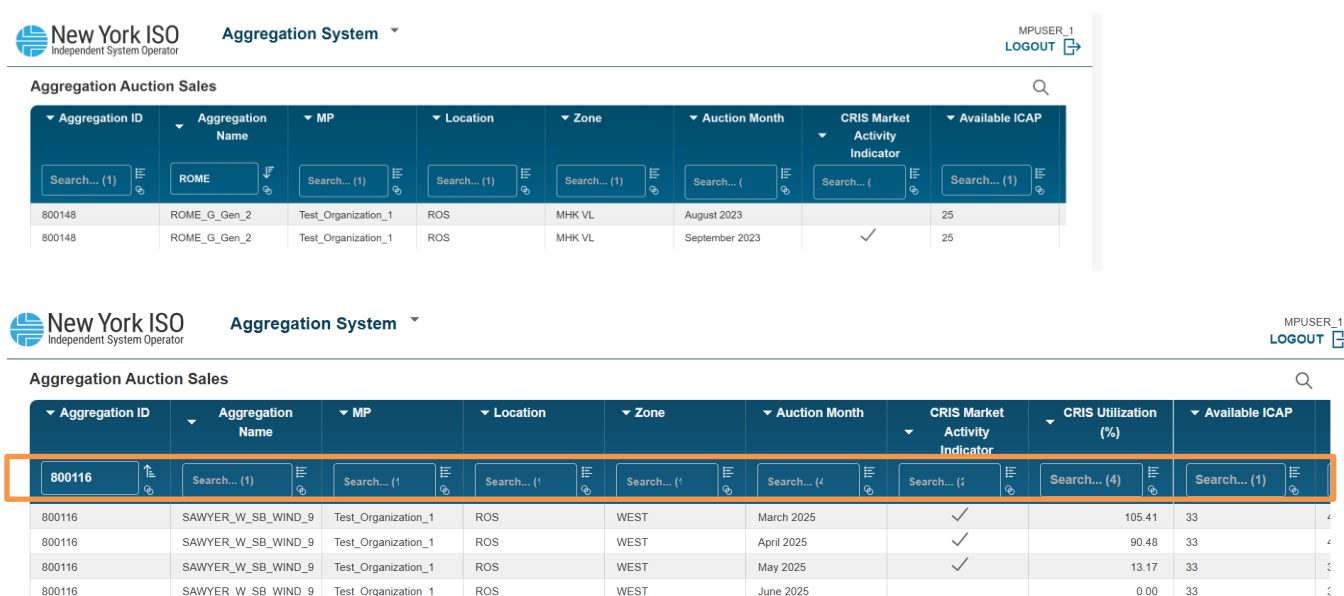
The table below describes the attributes displayed for the Aggregation auction sales (Figure 83).

Figure 83: Aggregation Auction Sales Attributes

Attribute	Format	Description
Aggregation ID	Integer	Unique ID assigned to the Aggregation
Aggregation Name	Text	Aggregator's chosen name for an Aggregation
MP	Text	Aggregator organization name
Location	Text	Location of the Aggregation by locality (e.g., 'GHI')
Zone	Text	Zone where the Aggregation is located
Auction Month	Month Year	Auction month and year the Aggregation is participating in.
CRIS Market Activity Indicator	Boolean	Retrieved from ICAP AMS
CRIS Utilization (%)	Percent	System populated with Aggregation CRIS utilization for the auction month
Available ICAP	MW	System populated with Aggregation ICAP MW
Available UCAP for Sale	MW	System populated with Aggregation UCAP MW
Auction and Bilateral Sales MW	MW	Retrieved from ICAP AMS
Spot Market Auction Sales MW	MW	Retrieved from ICAP AMS
Unsold MW	MW	Retrieved from ICAP AMS
ICAP Sold for DAM MW	MW	Retrieved from ICAP AMS
Last Updated Date	Date/Time	Date that the record was last updated
Last Updated By	Text	Last user that updated the record

An Aggregator may filter and search for specific values within each of the attributes included in the Aggregation Auction Sales display, to enable an Aggregator to access specific information on one or several records (Figure 84).

Figure 84: Aggregation Auction Sales Filter & Search



Aggregation Auction Sales

Aggregation ID	Aggregation Name	MP	Location	Zone	Auction Month	CRIS Market Activity Indicator	Available ICAP
800148	ROME_G_Gen_2	Test_Organization_1	ROS	MHK VL	August 2023		25
800148	ROME_G_Gen_2	Test_Organization_1	ROS	MHK VL	September 2023	✓	25

Aggregation Auction Sales

Aggregation ID	Aggregation Name	MP	Location	Zone	Auction Month	CRIS Market Activity Indicator	CRIS Utilization (%)	Available ICAP
800116	SAWYER_W_SB_WIND_9	Test_Organization_1	ROS	WEST	March 2025	✓	105.41	33
800116	SAWYER_W_SB_WIND_9	Test_Organization_1	ROS	WEST	April 2025	✓	90.48	33
800116	SAWYER_W_SB_WIND_9	Test_Organization_1	ROS	WEST	May 2025	✓	13.17	33
800116	SAWYER_W_SB_WIND_9	Test_Organization_1	ROS	WEST	June 2025		0.00	33

3.10.5. View Facility Auction Sales

From the 'Facility Auction Sales' display, an Aggregator can view a facility's detailed Auction Sales information. Viewing this information may take place at any time after the Spot Market Auction post for the applicable month. The Aggregator can only have access to its own information (Figure 85).

Figure 85: Facility Auction Sales Display



Facility Auction Sales

Aggregation ID	Facility ID	Facility Name	MP	Zone	Auction Month	Awarded Exempt MW	Awarded Non Exempt MW
800190	703	Wind_701	Test_Organization_1	WEST	December 2023		
800190	702	Wind_700	Test_Organization_1	WEST	December 2023		
800141	473	Solar_1	Test_Organization_1	CAPITL	August 2023		

The table below describes the attributes displayed for the facility auction sales (Figure 86).

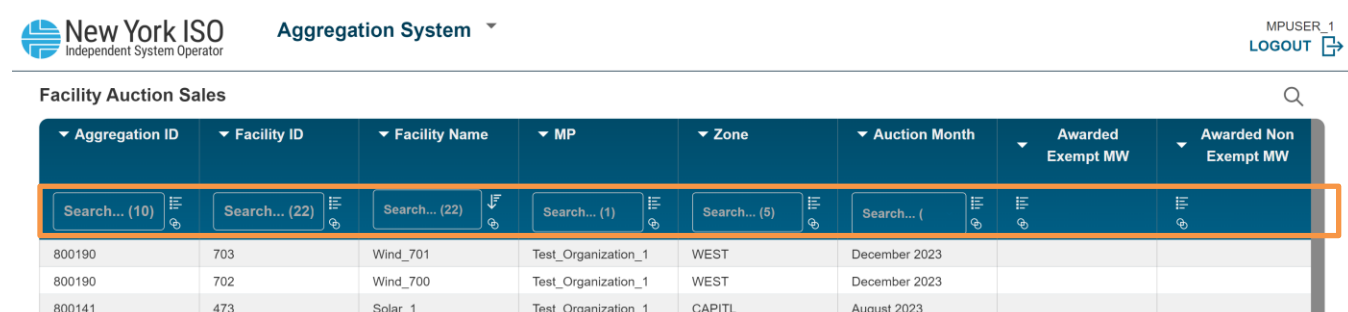
Figure 86: Facility Auction Sales Attributes

Attribute	Format	Description
Aggregation ID	Integer	Unique ID assigned to the Aggregation
Facility ID	Text	Unique ID assigned to the facility
Facility Name	Text	Name of the facility
MP	Text	Aggregator organization name
Zone	Text	Zone where the facility is located
Auction Month	Month Year	Auction month and year the facility is participating in

Attribute	Format	Description
Awarded Exempt MW	MW	Facility-level exempt MW awarded for the auction month and year
Awarded Non Exempt MW	MW	Facility-level non-exempt MW awarded in the auction month and year
Non Spot Auction Awarded MW	MW	Facility-level AwardedMW outside of the Spot Auction
Spot Auction Awarded MW	MW	Facility-level Awarded MW in the Spot Auction
Awarded MW	MW	Facility-level total Awarded MW
Last Updated Date	Date/Time	Date that the record was last updated
Last Updated By	Text	Last user that updated the record

An Aggregator may filter and search for specific values within each of the attributes included in the Facility Auction Sales display, to enable an Aggregator to access specific information on one or several records (Figure 87).

Figure 87: Facility Auction Sales Filter & Search



The screenshot shows the 'Facility Auction Sales' table in the New York ISO Aggregation System. The table has columns for Aggregation ID, Facility ID, Facility Name, MP, Zone, Auction Month, Awarded Exempt MW, and Awarded Non Exempt MW. Below the column headers, there is a row of search filters, each with a search icon and a count in parentheses. The filters are: Aggregation ID (10), Facility ID (22), Facility Name (22), MP (1), Zone (5), Auction Month (), Awarded Exempt MW (), and Awarded Non Exempt MW (). The search filters row is highlighted with an orange border.

Aggregation ID	Facility ID	Facility Name	MP	Zone	Auction Month	Awarded Exempt MW	Awarded Non Exempt MW
800190	703	Wind_701	Test_Organization_1	WEST	December 2023		
800190	702	Wind_700	Test_Organization_1	WEST	December 2023		
800141	473	Solar_1	Test_Organization_1	CAPITL	August 2023		

3.10.6. Buyer Side Mitigation

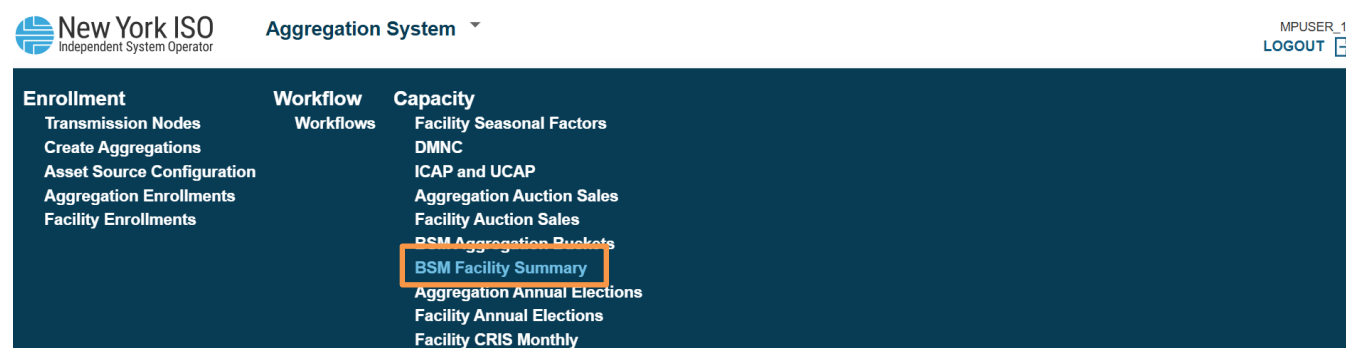
It is important to note that certain facilities are subject to the NYISO's Buyer Side Mitigation (BSM) rules, as described in Aggregation Manual Section 9.2. The Aggregation System includes Facility Offer Floor records for those facilities that are subject to an Offer Floor in addition to Aggregation offer floor bucket records. Further details regarding the application of BSM rules to DER facilities are included in the NYISO Aggregation Manual. Facility Offer Floor records are viewable on the BSM Facility Summary screen as described in section 3.10.6.1 of this Aggregation System User's Guide and Aggregation Buckets are viewable on the BSM Aggregation Buckets screen as described in section 3.10.6.2. Aggregators with questions regarding BSM and the DER participation model should reach out to DER@nyiso.com.

3.10.6.1. BSM Facility Summary

The BSM Facility Summary screen is used by the Aggregator to view BSM-related data for applicable

facilities within a mitigated capacity zone for a particular Auction Month. The Aggregator can reach the BSM Facility Summary page by navigating to BSM Facility Summary from the drop-down menu bar under Capacity header (Figure 88)

Figure 88: Navigating to BSM Facility Summary Screen



The table below describes the attributes displayed for the BSM Facility Summary (Figure 89).

Figure 89: BSM Facility Summary Attributes

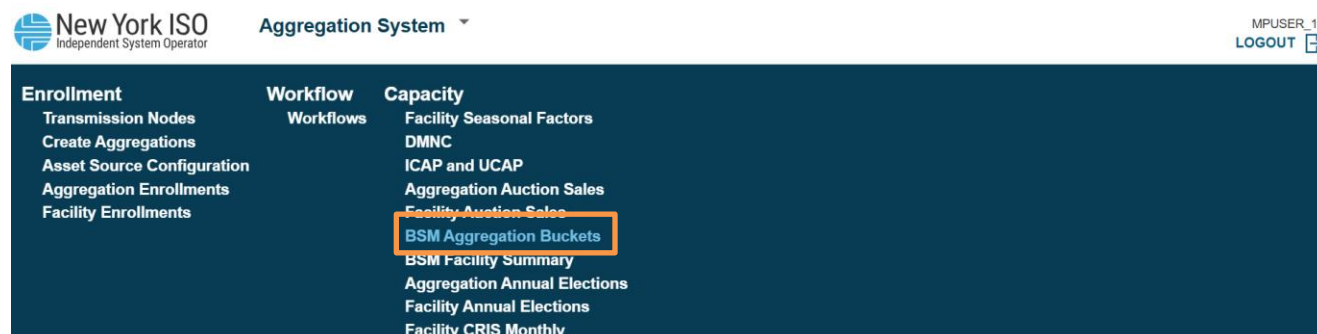
Attribute	Format	Description
MP	Text	Aggregator organization name
Facility ID	Text	Unique ID assigned to the facility
Facility Name	Text	Name of the facility
Capability Period	Text	The Capability Period, Summer or Winter, corresponding to the Auction Month
Auction Month	Month Year	Auction Month and year corresponding to the applicable facility record
Facility UCAP MW	MW	Facility UCAP MW value corresponding to the applicable Auction Month
Summer Offer Floor \$	Dollar	Summer Offer Floor \$ for the applicable Auction Month
Winter Offer Floor \$	Dollar	Winter Offer Floor \$ for the applicable Auction Month
Start Month	Month Year	Commencement month for the applicable Offer Floor record
End Month	Month Year	Conclusion month for the applicable Offer Floor record
Initial Exempt MW	MW	Initial Exempt MW for the facility as assigned by NYISO MMA.
Contribution Exempt MW	MW	Exempt MW value for the facility corresponding to the applicable Auction Month. Exempt MW are not subject to Buyer Side Mitigation.
Awards Exempt MW	MW	Spot Facility Awarded MW value for a facility corresponding to the applicable Auction Month. Exempt MW are not subject to Buyer Side Mitigation.
Contribution Non-Exempt MW	MW	Non-Exempt MW value for a facility corresponding to the applicable Auction Month
Awards Non-Exempt MW	MW	Spot Facility Awarded MW value for a facility corresponding to the applicable Auction Month. Non-Exempt MW are subject to Buyer Side Mitigation.
Clearing History Month Count	Integer	Total number of Months when the facility has cleared the Market Clearing Price based on the Auction Month
Last Update Date	Date/Time	Date that the record was last updated
Last Updated By	Text	Last user that updated the record

3.10.6.2. BSM Aggregation Buckets

BSM Aggregation Buckets screen can be used by the Aggregator to view facility Offer Floor data at the Aggregation level, for a particular Auction Month. The Aggregator can access the BSM Aggregation

Buckets page by navigating to BSM Aggregation Buckets from the drop-down menu bar under Capacity header (Figure 90)

Figure 90: Navigating to BSM Aggregation Buckets Screen



The table below describes the attributes displayed for the BSM Aggregation Buckets (Figure 91).

Figure 91: BSM Aggregation Buckets Attributes

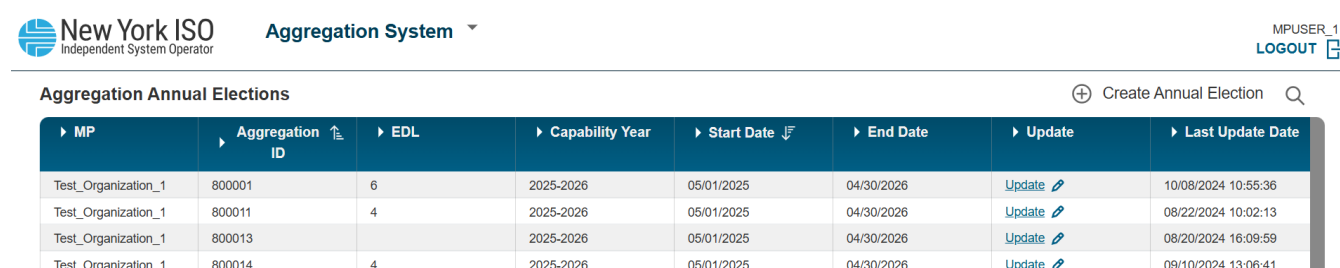
Attribute	Format	Description
Version	Integer	System populated
MP	Text	Aggregator organization name
Aggregation ID	Text	Unique ID assigned to the Aggregation
Aggregation Name	Text	Name of the Aggregation
Offer Floor \$	Dollar	Bucket Offer Floor dollar value associated with the applicable Aggregation. There can be more than one Offer Floor dollar Bucket associated with an Aggregation, depending on the facility composition and the applicable facility offer floor dollar values.
Non-Exempt MW	MW	Total Non-Exempt MW value associated with the Offer Floor for the applicable Aggregation
Exempt MW	MW	Total Exempt MW value associated with the Offer Floor for the applicable Aggregation
Auction Month	Month Year	Auction month and year in which the Aggregation is participating
Published Exempt MW	MW	Total Exempt MW value for the applicable Aggregation and Offer Floor dollar published to ICAP AMS
Published Non-Exempt MW	MW	Total Non-Exempt MW value for the applicable Aggregation and Offer Floor dollar, published to ICAP AMS
Awards from Exempt MW	MW	Total Awards from Exempt MW value for the applicable Aggregation and Offer Floor dollar bucket

Attribute	Format	Description
Awards from Non-Exempt MW	MW	Total Awards from Non-Exempt MW value for the applicable Aggregation and Offer Floor dollar bucket
Total Bucket Awards MW	MW	Total Awards from the Exempt and Non-Exempt MW for the applicable Aggregation and Offer Floor dollar bucket
Last Update Date	Date/Time	Date that the record was last updated
Last Updated By	Text	Last user that updated the record

3.10.7. Annual Elections

Aggregations that are ICAP Suppliers and the individual facilities within the Aggregation are required to notify the NYISO when making certain changes (e.g., changing an Aggregation’s EDL, a facility changing between a DER Aggregation type and single Resource type Aggregation) to their participation in the NYISO-administered markets for the upcoming Capability Year. The Aggregation System offers visibility into Aggregation-level participation elections from the ‘Aggregation Annual Elections’ display, where an Aggregator can view an Aggregation’s election information and create/update Aggregation-level election records for the upcoming Capability Year (Figure 92). Aggregators may also view, create, and update facility-level participation elections in Aggregation System via the ‘Facility Annual Elections’ display (Figure 99). Aggregation and facility election records can be system created or created by the applicable Aggregator. Election records can only be created/updated by an Aggregator, within the ‘Agg Annual Election’ calendar event window for the upcoming Capability Year, which is posted in the ICAP AMS Event Calendar. Refer to the Aggregation Manual for rules relating to Annual Election obligations. For additional information see Aggregation Manual Section 2.2.5.

Figure 92: Aggregation Annual Elections Display



MP	Aggregation ID	EDL	Capability Year	Start Date	End Date	Update	Last Update Date
Test_Organization_1	800001	6	2025-2026	05/01/2025	04/30/2026	Update	10/08/2024 10:55:36
Test_Organization_1	800011	4	2025-2026	05/01/2025	04/30/2026	Update	08/22/2024 10:02:13
Test_Organization_1	800013		2025-2026	05/01/2025	04/30/2026	Update	08/20/2024 16:09:59
Test_Organization_1	800014	4	2025-2026	05/01/2025	04/30/2026	Update	09/10/2024 13:06:41

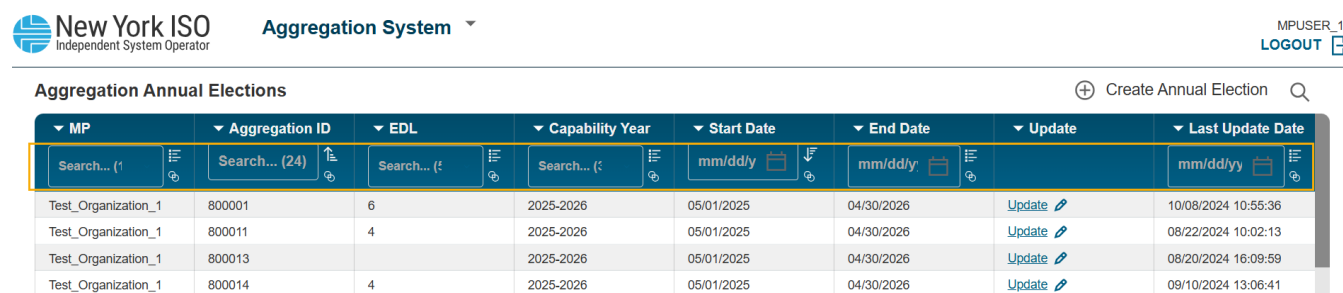
The table below describes the attributes displayed for the Aggregation Annual Elections (Figure 93).

Figure 93: Aggregation Annual Elections Attributes

Attribute	Format	Description
MP	Text	Aggregator organization name
Aggregation ID	Integer	Unique ID assigned to the Aggregation
EDL	Integer	Aggregator-elected Energy Duration Limitation for Aggregation
Capability Year	Text	A twelve-month period beginning on May 1 of a calendar year and concluding on April 30 of the following calendar year. For example, the 2025-26 Capability Year runs from May 1, 2025, through April 30, 2026.
Start Date	Date	Start date in which the Aggregation annual election record is effective
End Date	Date	End date in which the Aggregation annual election record is effective
Update	Selection	Update functionality that allows for an Aggregator to edit the EDL for an Aggregation election record created by that Aggregator. Can only be updated within the 'Agg Annual Election' calendar event in ICAP AMS for the applicable Capability Year
Last Update Date	Date/Time	Date that the record was last updated
Last Updated By	Text	Last user that updated the record

An Aggregator may filter and search for specific values within each of the attributes included in the Aggregation Annual Elections display, to enable an Aggregator to access specific information on one or several records (Figure 94).

Figure 94: Aggregation Annual Elections Filter & Search




The screenshot shows the 'Aggregation System' interface. At the top, there is a header with the 'New York ISO' logo, the text 'Independent System Operator', and a dropdown menu for 'Aggregation System'. On the right, there is a user profile for 'MPUSER_1' with a 'LOGOUT' button. Below the header, the main section is titled 'Aggregation Annual Elections'. It includes a '+ Create Annual Election' button and a search icon. The table below has columns for MP, Aggregation ID, EDL, Capability Year, Start Date, End Date, Update, and Last Update Date. Each column has a search input field with a magnifying glass icon. The table contains four rows of test data.

MP	Aggregation ID	EDL	Capability Year	Start Date	End Date	Update	Last Update Date
Test_Organization_1	800001	6	2025-2026	05/01/2025	04/30/2026	Update	10/08/2024 10:55:36
Test_Organization_1	800011	4	2025-2026	05/01/2025	04/30/2026	Update	08/22/2024 10:02:13
Test_Organization_1	800013		2025-2026	05/01/2025	04/30/2026	Update	08/20/2024 16:09:59
Test_Organization_1	800014	4	2025-2026	05/01/2025	04/30/2026	Update	09/10/2024 13:06:41

An Aggregator may create an Aggregation-level annual election record by selecting the 'Create Annual Election' function to initiate the creation of a new record (Figure 95).

Figure 95: Create Annual Election (Aggregation)



Aggregation System

MPUSER_1 LOGOUT

Aggregation Annual Elections

+ Create Annual Election

MP	Aggregation ID	EDL	Capability Year	Start Date	End Date	Update	Last Update Date
Test_Organization_1	800001	6	2025-2026	05/01/2025	04/30/2026	Update	10/08/2024 10:55:36
Test_Organization_1	800011	4	2025-2026	05/01/2025	04/30/2026	Update	08/22/2024 10:02:13
Test_Organization_1	800013		2025-2026	05/01/2025	04/30/2026	Update	08/20/2024 16:09:59
Test_Organization_1	800014	4	2025-2026	05/01/2025	04/30/2026	Update	09/10/2024 13:06:41

Figure 96 illustrates the 'Create Annual Election' window, which allows the Aggregator to perform the following actions within the 'Agg Annual Election' calendar event:

- Select the applicable Aggregation ID
- Select the applicable Capability Year for which the election would be effective
- Select the applicable EDL to be associated with the Aggregation ID for the applicable Capability Year

An Aggregator may create an Aggregation-level annual election record by selecting the 'Create Annual Election' function to initiate the creation of a new record (Figure 96). Records cannot be created by the Aggregator outside of the 'Agg Annual Election' calendar window for the upcoming Capability Year.

Figure 96: Create Aggregation Annual Election Window

Create Aggregation Annual Election ✕

Aggregation ID

Select Aggregation ID

Capability Year

Select Capability Year

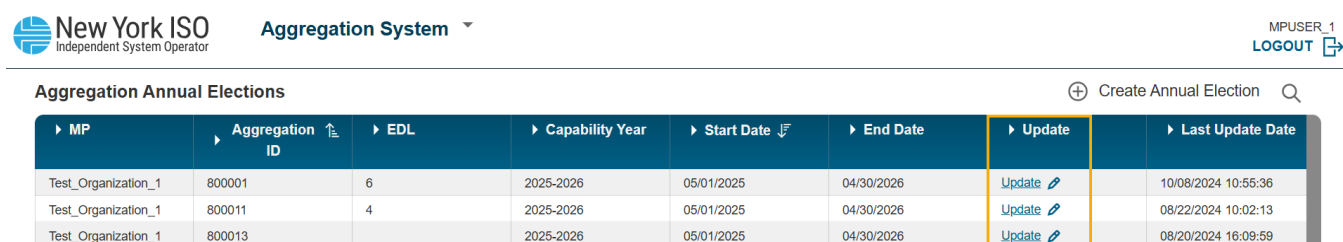
EDL

Select EDL

Cancel Save

An Aggregator may update an Aggregation-level annual election record by selecting the 'Update' function to initiate an update for an existing record any time within the 'Agg Annual Election' calendar event window for the upcoming Capability Year (Figure 97). Updates cannot be made by the Aggregator outside of the event window.

Figure 97: Update Aggregation Annual Election



The screenshot shows the 'Aggregation Annual Elections' table in the New York ISO Aggregation System. The table has columns for MP, Aggregation ID, EDL, Capability Year, Start Date, End Date, Update, and Last Update Date. The 'Update' column contains links for each row.

MP	Aggregation ID	EDL	Capability Year	Start Date	End Date	Update	Last Update Date
Test_Organization_1	800001	6	2025-2026	05/01/2025	04/30/2026	Update	10/08/2024 10:55:36
Test_Organization_1	800011	4	2025-2026	05/01/2025	04/30/2026	Update	08/22/2024 10:02:13
Test_Organization_1	800013		2025-2026	05/01/2025	04/30/2026	Update	08/20/2024 16:09:59

Figure 98 illustrates the 'Update Aggregation Annual Election' window, which allows the Aggregator to perform the following actions within the 'Agg Annual Election' calendar event:

- Select the applicable EDL to be associated with the Aggregation ID

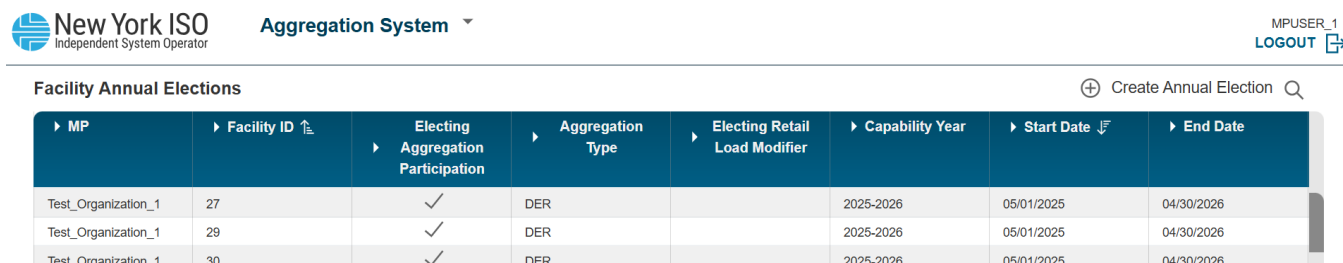
Figure 98: Update Aggregation Annual Election Window



The screenshot shows the 'Update Aggregation Annual Election: 800011' window. It features a dropdown menu labeled 'Select EDL' and two buttons: 'Cancel' and 'Save'.

Figure 99 illustrates the 'Facility Annual Elections' window.

Figure 99: Facility Annual Elections Display



The screenshot shows the 'Facility Annual Elections' table in the New York ISO Aggregation System. The table has columns for MP, Facility ID, Electing Aggregation Participation, Aggregation Type, Electing Retail Load Modifier, Capability Year, Start Date, and End Date.

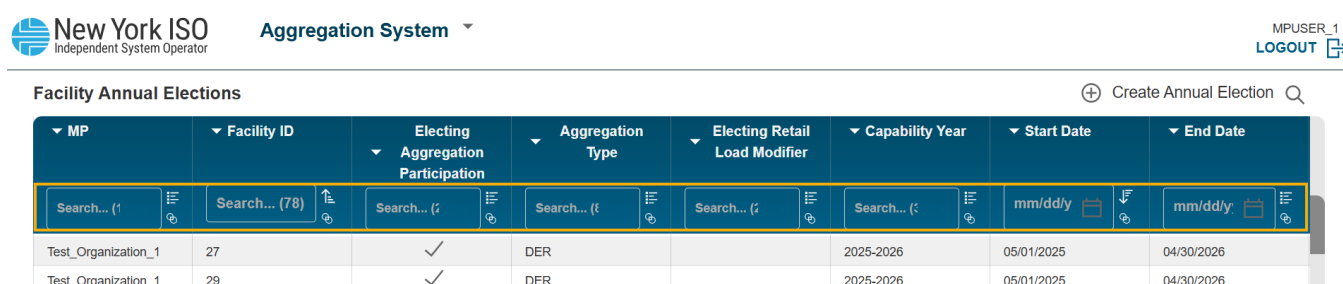
MP	Facility ID	Electing Aggregation Participation	Aggregation Type	Electing Retail Load Modifier	Capability Year	Start Date	End Date
Test_Organization_1	27	✓	DER		2025-2026	05/01/2025	04/30/2026
Test_Organization_1	29	✓	DER		2025-2026	05/01/2025	04/30/2026
Test_Organization_1	30	✓	DER		2025-2026	05/01/2025	04/30/2026

The table below describes the attributes displayed for the Facility Annual Elections (Figure 100).

Figure 100: Facility Annual Elections Attributes

Attribute	Format	Description
MP	Text	Aggregator organization name
Facility ID	Integer	Unique ID assigned to the facility
Electing Aggregation Participation	Boolean	Indication of whether the facility is electing participation in the DER Participation Model, or electing to leave the DER Participation Model
Aggregation Type	Selection	Selection of the Aggregation Type (DER, ESR, Generator, Landfill Gas, Solar, Wind)
Electing Retail Load Modifier	Boolean	Indication of whether the facility is electing to leave the DER Participation Model to participate as a Retail Load Modifier
Capability Year	Text	A twelve-month period beginning May 1 of a calendar year and concluding on April 30 of the following calendar year. For example, the 2025-26 Capability Year runs from May 1, 2025, through April 30, 2026
Start Date	Date	Start date in which the facility annual election record is effective
End Date	Date	End date in which the facility annual election record is effective
Update	Selection	Update functionality that allows for an Aggregator to edit the Aggregation Type, Electing Aggregation Participation and/or Electing Retail Load Modifier attributes for a facility election record created by that Aggregator. Can only be updated within the 'Agg Annual Election' calendar event in ICAP AMS for the applicable Capability Year
Last Update Date	Date/Time	Date that the record was last updated
Last Updated By	Text	Last user that updated the record

An Aggregator may filter and search for specific values within each of the attributes included in the Facility Annual Elections display, to enable an Aggregator to access specific information on one or several records (Figure 101).

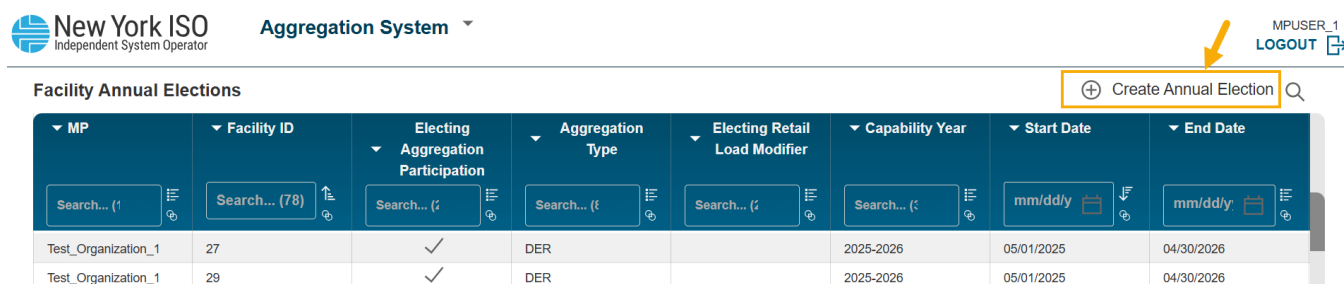
Figure 101: Facility Annual Elections Filter & Search


The screenshot shows the 'Facility Annual Elections' interface. At the top, there's a header with the New York ISO logo, 'Aggregation System' dropdown, and user information 'MPUSER_1 LOGOUT'. Below the header, there's a 'Facility Annual Elections' section with a '+ Create Annual Election' button. The main table has columns for MP, Facility ID, Electing Aggregation Participation, Aggregation Type, Electing Retail Load Modifier, Capability Year, Start Date, and End Date. Each column has a search bar with a magnifying glass icon. The table contains two rows of test data.

MP	Facility ID	Electing Aggregation Participation	Aggregation Type	Electing Retail Load Modifier	Capability Year	Start Date	End Date
Test_Organization_1	27	✓	DER		2025-2026	05/01/2025	04/30/2026
Test_Organization_1	29	✓	DER		2025-2026	05/01/2025	04/30/2026

An Aggregator may create a facility-level annual election record by selecting the 'Create Annual Election' function to initiate the creation of a new record (Figure 102).

Figure 102: Create Annual Election (Facility)



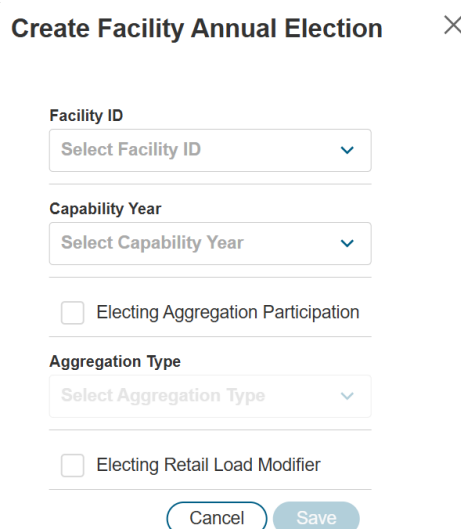
MP	Facility ID	Electing Aggregation Participation	Aggregation Type	Electing Retail Load Modifier	Capability Year	Start Date	End Date
Test_Organization_1	27	✓	DER		2025-2026	05/01/2025	04/30/2026
Test_Organization_1	29	✓	DER		2025-2026	05/01/2025	04/30/2026

Figure 103 illustrates the ‘Create Annual Election’ window, which allows the Aggregator to perform the following actions within the ‘Agg Annual Election’ calendar event:

- Select the applicable Facility ID
- Select the applicable Capability Year for which the election would be effective
- Indicate whether the Facility ID is Electing Aggregation Participation
- Select the Aggregation Type to be associated with the Facility ID participation for the applicable Capability Year
- Indicate whether the Facility ID is Electing Retail Load Modifier participation

Records cannot be created by the Aggregator outside of the ‘Agg Annual Election’ calendar window for the upcoming Capability Year.

Figure 103: Create Facility Annual Election Window



Create Facility Annual Election ✕

Facility ID

Select Facility ID ▼

Capability Year

Select Capability Year ▼

☐ Electing Aggregation Participation

Aggregation Type

Select Aggregation Type ▼

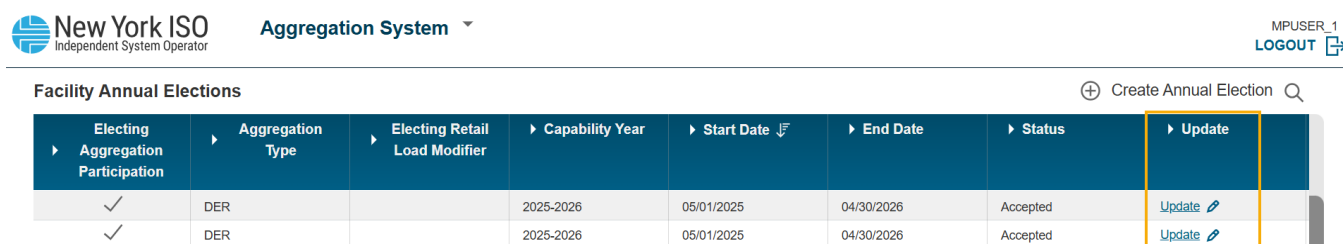
☐ Electing Retail Load Modifier

Cancel Save

An Aggregator may update a facility-level annual election record by selecting the ‘Update’ function to initiate an update for an existing record any time within the ‘Agg Annual Election’ calendar event window

for the upcoming Capability Year (Figure 104). Updates cannot be made by the Aggregator outside of the event window.

Figure 104: Update Facility Annual Election



Electing Aggregation Participation	Aggregation Type	Electing Retail Load Modifier	Capability Year	Start Date	End Date	Status	Update
✓	DER		2025-2026	05/01/2025	04/30/2026	Accepted	Update
✓	DER		2025-2026	05/01/2025	04/30/2026	Accepted	Update

Figure 105 illustrates the 'Update Facility Annual Election' window, which allows the Aggregator to perform the following actions within the 'Agg Annual Election' calendar event:

- Indicate whether the Facility ID is electing Aggregation participation
- Select the Aggregation Type to be associated with the Facility ID participation for the applicable Capability Year
- Indicate whether the Facility ID is electing to leave the NYISO-administered markets and participate as a retail load modifier

Figure 105: Update Facility Annual Election Window

Update Facility Annual Election: 29

☐ Electing Aggregation Participation

Aggregation Type

Select Aggregation Type ▼

☐ Electing Retail Load Modifier

Cancel

Save

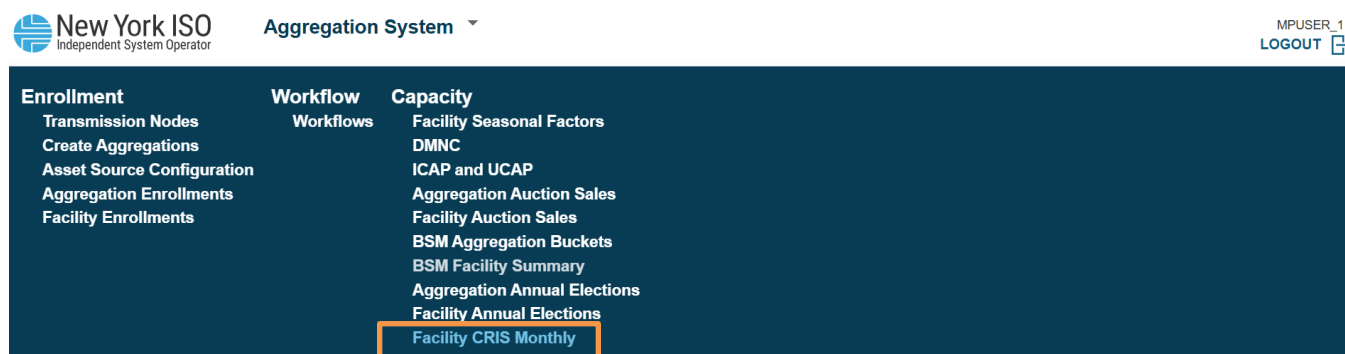
When approaching the start of a Capability Year, Aggregators should review any applicable annual election records, Aggregation and/or facility, and evaluate corresponding enrollments to ensure the enrollments align with the upcoming annual elections. If a current enrollment does not align with the upcoming annual election, the Aggregator should take action to update the enrollment appropriately for the start of the Capability Year. Any enrollments that do not align with the applicable annual election(s) for the upcoming Capability Year will be end dated to the last day of the current Capability Year and action must be taken by the Aggregator to re-enroll if choosing to continue participation. For additional

information regarding annual elections, refer to Aggregation Manual Section 2.2.5.

3.10.8. CRIS Tracking

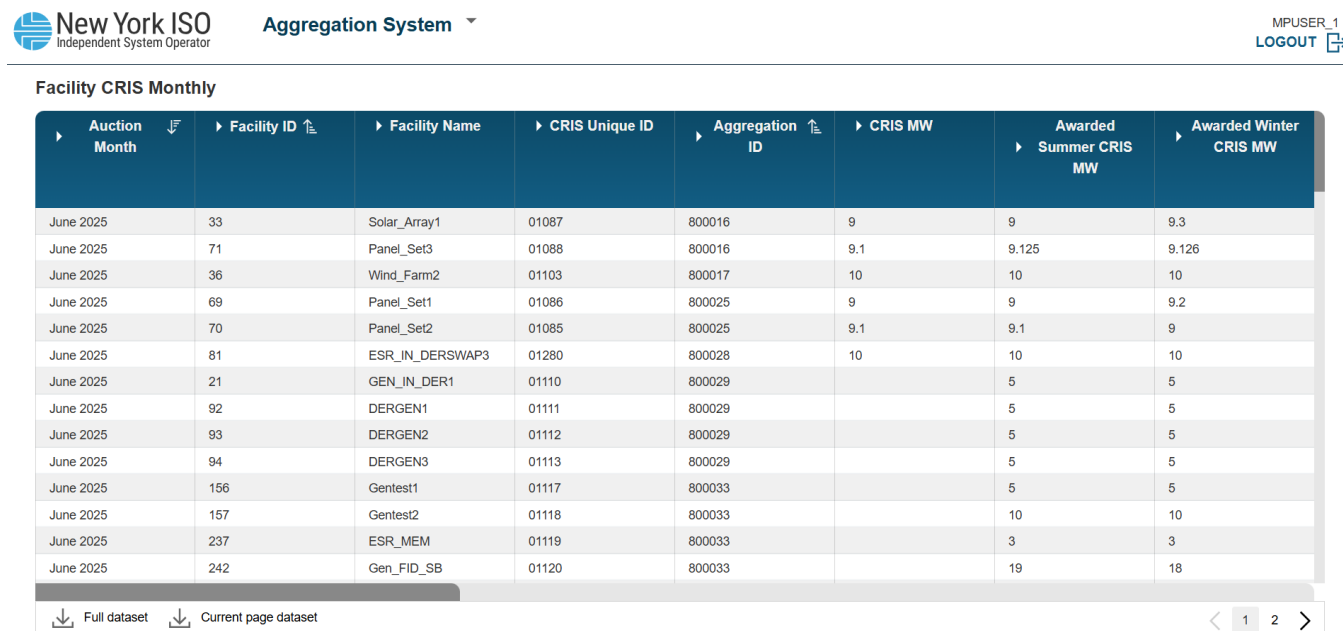
CRIS Expiration for Internal Facilities is tracked using the Facility CRIS Monthly Data screen. The Aggregator may view Facility CRIS Monthly data by accessing the 'Facility CRIS Monthly' display from the main Aggregation System dropdown menu (Figure 106).

Figure 106: Navigating to the Facility CRIS Monthly Screen



When the ICAP AMS Auction Sales data is published, the Aggregation System uses this data to update CRIS expiration values for the most recent auction month (Figure 107)

Figure 107: Facility CRIS Monthly Screen



The screenshot shows the 'Facility CRIS Monthly' screen. It features a table with 8 columns: Auction Month, Facility ID, Facility Name, CRIS Unique ID, Aggregation ID, CRIS MW, Awarded Summer CRIS MW, and Awarded Winter CRIS MW. The table displays data for June 2025. Below the table, there are links for 'Full dataset' and 'Current page dataset', and a pagination control showing '1' and '2'.

Auction Month	Facility ID	Facility Name	CRIS Unique ID	Aggregation ID	CRIS MW	Awarded Summer CRIS MW	Awarded Winter CRIS MW
June 2025	33	Solar_Array1	01087	800016	9	9	9.3
June 2025	71	Panel_Set3	01088	800016	9.1	9.125	9.126
June 2025	36	Wind_Farm2	01103	800017	10	10	10
June 2025	69	Panel_Set1	01086	800025	9	9	9.2
June 2025	70	Panel_Set2	01085	800025	9.1	9.1	9
June 2025	81	ESR_IN_DERSWAP3	01280	800028	10	10	10
June 2025	21	GEN_IN_DER1	01110	800029		5	5
June 2025	92	DERGEN1	01111	800029		5	5
June 2025	93	DERGEN2	01112	800029		5	5
June 2025	94	DERGEN3	01113	800029		5	5
June 2025	156	Gentest1	01117	800033		5	5
June 2025	157	Gentest2	01118	800033		10	10
June 2025	237	ESR_MEM	01119	800033		3	3
June 2025	242	Gen_FID_SB	01120	800033		19	18

Figure 108: Facility CRIS Monthly Attributes

Attribute	Format	Description
Auction Month	Month / Year	Auction Month and year corresponding to the applicable facility record
Facility ID	Integer	Unique ID assigned to the facility
Facility Name	Text	Name of the facility
CRIS Unique ID	Text	Unique ID assigned to the facility
Aggregation ID	Integer	Unique ID assigned to the Aggregation
CRIS MW	MW	CRIS awarded as per NYISO Interconnection Agreement
Awarded Summer CRIS MW	MW	Total awarded Summer CRIS MW capability as studied by NYISO
Awarded Winter CRIS MW	MW	Total awarded Winter CRIS MW capability as studied by NYISO
Original Active Summer CRIS MW	MW	Active Summer CRIS MW prior to the run of the auction in the Auction Month attribute
Original Active Winter CRIS MW	MW	Active Winter CRIS MW value prior to the run of the auction in the Auction Month attribute
New Active Summer CRIS MW	MW	Newly calculated Active Summer CRIS MW value after the run of the auction in the Auction Month attribute
New Active Winter CRIS MW	MW	Newly calculated Active Summer CRIS MW value prior to the run of the auction in the Auction Month attribute
Original Status	Text	CRIS Status prior to the run of the auction in the Auction Month attribute
New Status	Text	Newly calculated Status value after the run of the auction in the Auction Month Attribute
Facility CRIS Utilization Ratio	Percentage	CRIS Utilization Ration from ICAP AMS Auction Sales for the auction month processed.
Original Months Under Utilization Threshold	Integer	Months under utilization prior to the run of the auction in the Auction Month attribute
New Months Under Utilization Threshold	Integer	Newly calculated Months Under Utilization Threshold after the run of the auction in the Auction Month attribute
Original CRIS Expiration Date	Date	CRIS Expiration date prior to the run of the auction in the Auction Month attribute
New CRIS Expiration Date	Date	Calculated date three years from the data of last Capacity Auction offer, certification of capacity through a bilateral transaction or export of capacity to an External Control Area.
Published Date	Date	Populated with the timestamp indicating when the values for the Aggregation were most recently successfully Published
CRIS Award Date	Date	Date in which the facility received its CRIS
Synchronization Date	Date	Date indicating a resource begins full operation
Last Update Date	Date	Date that the record was last updated
Last Updated By	Date	Last user that updated the record

Appendix A – Aggregation Data Attribute Requirements²

Aggregation Attribute	Format	Description	DU Review Required When Modified (i.e., considered a material change)
Aggregation Short Name	Text	Required. Aggregator's chosen name for an Aggregation to be reflected in the NYISO Aggregation System – must be 5-9 characters in length and must be unique compared to all other existing Aggregations in the System.	No
Aggregation ID	Integer	Required. Unique Aggregation ID assigned to the Aggregation. System will provide Aggregation ID once User completes the 'Create Aggregation ID' functionality.	No
MP	Text	System Populated. Market Participant - Organization name of the Aggregator, populated by the NYISO based on user privileges stored in MIS	No
MP Contact	Text	System Populated. Market Participant Operational Contact Name – Designated responsible party & recipient of 24/7/365 NYISO operational communications.	No
MP Phone	Phone	System Populated. Aggregator operational information populated based on NYISO system user privileges	No
MP Email	Email	System Populated. Aggregator operational information populated based on NYISO system user privileges	No
Status	Text	System Populated. Aggregation enrollment progress: Draft Unsubmitted Submitted Pending NYISO Review Enrolled Rejected Separated	No
DU Status	Text	System Populated. Aggregation DU Approval progress: DU Approved – All of the facilities associated with the Aggregation have been Approved by the assigned DU	No

² All Text values must adhere to the following acceptable characters list: a-zA-Z0-9 - '\ "# & () * , . / @ _

Aggregation Attribute	Format	Description	DU Review Required When Modified (i.e., considered a material change)																
		DU Denied – One or more of the facilities associated with the Aggregation have been Denied by the assigned DU. <Blank> - The Aggregation’s facilities have not all been reviewed or they are in the process of being reviewed by the assigned DU																	
Enrollment Action	Selection	System Populated. Determines purpose of current user action, whether: Create Update Separate Unknown	No																
Start Date	Date	System Populated. Applies to all enrollment data fields; Used for effective dating – Value not confirmed until DU Approval and NYISO workflows are complete.	No																
End Date	Date	System Populated. Applies to all fields; Used for effective dating either when the Aggregation is manually Separated from market participation or the applicable Transmission Node PTID is end-dated.	No																
Aggregation Type	Selection/ Integer	Required. Selection from following list: <table><tr><th>Aggregation Type</th><th>Agg Type ID</th></tr><tr><td>DER</td><td>1</td></tr><tr><td>Generator</td><td>2</td></tr><tr><td>ESR</td><td>3</td></tr><tr><td>LESR</td><td>4</td></tr><tr><td>Wind</td><td>5</td></tr><tr><td>Solar</td><td>6</td></tr><tr><td>Landfill Gas</td><td>7</td></tr></table> An Aggregation’s type may not be modified once the Aggregation has been submitted into that Aggregation System with a status of ‘Submit.’ Should an Aggregator wish to change the type of an Aggregation, the Aggregation and corresponding facilities must be Separated from market participation, and a new Aggregation ID and Aggregation must be imported for enrollment, moving all corresponding facilities to the new Aggregation type as needed.	Aggregation Type	Agg Type ID	DER	1	Generator	2	ESR	3	LESR	4	Wind	5	Solar	6	Landfill Gas	7	No
Aggregation Type	Agg Type ID																		
DER	1																		
Generator	2																		
ESR	3																		
LESR	4																		
Wind	5																		
Solar	6																		
Landfill Gas	7																		

Aggregation Attribute	Format	Description	DU Review Required When Modified (i.e., considered a material change)
ELR (Aggregation)	Boolean	Required. Flag to indicate whether the Aggregation has an Energy Limited Resource classification per NYISO's market mitigation and analysis designations.	No
TO	Text	System Populated. Organization name of the Transmission Owner in whose jurisdiction the Aggregation is located, based on Transmission Node PTID.	No
Zone	Text	System Populated. NYCA Load Zone in which the Aggregation is located, based on Transmission Node PTID.	No
Subzone	Text	System Populated. NYISO Subzone in which the Aggregation is located, based on Transmission Node PTID.	No
Charging At Retail - Aggregation	Boolean	Required. Indicates whether the Aggregation contains DER that are withdrawing energy at the retail rate. Documented in accordance with the ability to charge at a retail rate, per Order 841	No
LSE PTID - Aggregation	Selection	Required only if Charging At Retail – Aggregation is true. Load Serving Entity PTID of the relevant retail authority for the Aggregation - used for NYISO settlement purposes.	No
Transmission Node PTID	Selection	Required. Point identifier of the Transmission Node at which the Aggregation is priced and modeled. Should be obtained in consultation with the applicable TO in whose jurisdiction the proposed Aggregation is located.	No
2 Year Outage Schedule Provided	Boolean	Required only if the Aggregation will participate in the ICAP market. The NYISO requires a 2-year outage plan from capacity suppliers - this document is submitted outside the Aggregation System, and the NYISO requires this attestation to ensure submission has occurred in accordance with Services Tariff Section 5.12.3	No
Aggregation Meter Authority	Selection	Required. Organization name abbreviation/short name as reflected in the MIS of either the MSE or the Member System responsible for metering services for the Aggregation.	No
Direct Communication to NYISO	Boolean	Required. Indicates whether the Aggregation telemetry data will be communicated directly to NYISO in addition to the required communication through the applicable TO.	No

Aggregation Attribute	Format	Description	DU Review Required When Modified (i.e., considered a material change)
Aggregation Communication Type	Selection	Required if the Aggregation Direct Communication to NYISO is true. Which technology is the Aggregator going to use to communicate directly with the NYISO MPLS SD-WAN	No
Aggregation Communication Protocol	Selection	Required if the Aggregation Direct Communication to NYISO is true. Which telemetry communications protocol is the Aggregator going to use if communication directly with the NYISO ICCP DNP-3	No
Summer Total Supply Declared MW (UOL)	MW	System Populated. Value automatically populated by system based on summation of facilities' Summer Total Supply Declared MW attribute.	No
Summer Declared Injection MW	MW	System Populated. Value automatically populated by system based on summation of facilities' Summer Declared Injection MW attribute.	No
Summer Declared Demand Reduction MW	MW	System Populated. Value automatically populated by system based on summation of facilities' Summer Declared Demand Reduction MW attribute.	No
Summer Declared Withdrawal MW (LOL)	MW	System Populated. Value automatically populated by system based on summation of facilities' Summer Declared Withdrawal MW attribute.	No
Winter Total Supply Declared MW (UOL)	MW	System Populated. Value automatically populated by system based on summation of facilities' Winter Total Supply Declared MW attribute.	No
Winter Declared Injection MW	MW	System Populated. Value automatically populated by system based on summation of facilities' Winter Declared Injection MW attribute.	No
Winter Declared Demand Reduction MW	MW	System Populated. Value automatically populated by system based on summation of facilities' Winter Declared Demand Reduction MW attribute	No
Winter Declared Withdrawal MW (LOL)	MW	System Populated. Value automatically populated by system based on summation of facilities' Winter Declared Withdrawal MW (LOL) attribute.	No

Aggregation Attribute	Format	Description	DU Review Required When Modified (i.e., considered a material change)
Fixed Energy	Boolean	Required. If the Aggregation Type is LESR, this attribute must not be True. All facilities within the Aggregation must also have Fixed Energy be True. When Fixed Energy is True, Dispatched Energy must also be True.	No
Fixed Energy Start Date	Date	System Populated.	No
Fixed Energy End Date	Date	System Populated. Only applicable if the Aggregation is Separated from market participation.	No
Dispatched Energy	Boolean	Required. If the Aggregation Type is LESR, this attribute must not be True. All facilities within the Aggregation must also have Dispatched Energy be True. When Dispatched Energy is True, Fixed Energy must also be True.	No
Dispatched Energy Start Date	Date	System Populated.	No
Dispatched Energy End Date	Date	System Populated. Only applicable if the Aggregation is Separated from market participation.	No
Winter Regulation	Boolean	Required. All facilities within the Aggregation must also have Winter Regulation be True. Winter Regulation must be False if Aggregation Type is Generator, Wind, Solar, or Landfill Gas. If the Aggregation Type is not LESR, Fixed and Dispatched Energy must be True in order for Winter Regulation to also be True. If the Aggregation Type is DER, the Winter Total Supply Declared MW (UOL) must be greater than or equal to 0.2 MW for Winter Regulation to be True. If the Aggregation Type is ESR or LESR, Winter Declared Injection MW must be greater than or equal to 0.1 MW and the Winter Declared Withdrawal MW must be less than or equal to -0.1 MW.	No
Winter Regulation Start Date	Date	System Populated.	No

Aggregation Attribute	Format	Description	DU Review Required When Modified (i.e., considered a material change)
Winter Regulation End Date	Date	System Populated. Only applicable if the Aggregation is Separated from market participation.	No
Summer Regulation	Boolean	Required. All facilities within the Aggregation must also have Summer Regulation be True. Summer Regulation must be False if Aggregation Type is Generator, Wind, Solar, or Landfill Gas. If the Aggregation Type is not LESR, Fixed and Dispatched Energy must be True in order for Summer Regulation to also be True. If the Aggregation Type is DER, the Summer Total Supply Declared MW (UOL) must be greater than or equal to 0.2 MW for Summer Regulation to be True. If the Aggregation Type is ESR or LESR, Summer Declared Injection MW must be greater than or equal to 0.1 MW and the Summer Declared Withdrawal MW must be less than or equal to -0.1 MW.	No
Summer Regulation Start Date	Date	System Populated.	No
Summer Regulation End Date	Date	System Populated. Only applicable if the Aggregation is Separated from market participation.	No
10 Minute Spinning Reserves	Boolean	Required. All facilities within the Aggregation must also have 10MSR be True. 10MSR must be False if Aggregation Type is Generator, LESR, Wind, Solar, or Landfill Gas. If 10MSR is True, then 10MNSR must be False. If 30MNSR is True, then 10MSR must be False. Fixed and Dispatched Energy must be True in order for 10MSR to be True.	No
10 Minute Spinning Reserves Start Date	Date	System Populated.	No
10 Minute Spinning Reserves End Date	Date	System Populated. Only applicable if the Aggregation is Separated from market participation.	No
10 Minute Non – Spin Reserves	Boolean	Required. All facilities within the Aggregation must also have 10MNSR or 10MSR be True. 10MNSR must be False if Aggregation Type is ESR, LESR, Wind, Solar,	No

Aggregation Attribute	Format	Description	DU Review Required When Modified (i.e., considered a material change)
		or Landfill Gas. If 10MNSR is True, then 10MSR must be False. If 30MSR is True, then 10MNSR must be False. Fixed and Dispatched Energy must be True in order for 10MNSR to be True.	
10 Minute Non-Spin Reserves Start Date	Date	System Populated.	No
10 Minute Non-Spin Reserves End Date	Date	System Populated. Only applicable if the Aggregation is Separated from market participation.	No
30 Minute Synchronous Reserves	Boolean	Required. All facilities within the Aggregation must also have 10MSR, 10MNSR, or 30MSR be True. 30MSR must be False if Aggregation Type is Generator, LESR, Wind, Solar, or Landfill Gas. If 30MSR is True, then 30MNSR must be False. If 30MNSR is True, then 10MNSR must be False. Fixed and Dispatched Energy must be True in order for 30MSR to be True. If 10MSR is True, then 30MSR must be True.	No
30 Minute Synchronous Reserves Start Date	Date	System Populated.	No
30 Minute Synchronous Reserves End Date	Date	System Populated. Only applicable if the Aggregation is Separated from market participation.	No
30 Minute Non – Synchronous Reserves	Boolean	Required. All facilities within the Aggregation must also have 10MSR, 10MNSR, 30MSR, or 30MNSR be True. 10MNSR must be False if Aggregation Type is ESR, LESR, Wind, Solar, or Landfill Gas. If 10MSR is True, then 30MNSR must be False. If 30MSR is True, then 30MNSR must be False. Fixed and Dispatched Energy must be True in order for 30MNSR to be True.	No
30 Minute Non-Synchronous Reserves Start Date	Date	System Populated.	No
30 Minute Non-Synchronous Reserves End Date	Date	System Populated. Only applicable if the Aggregation is Separated from market participation.	No

Aggregation Attribute	Format	Description	DU Review Required When Modified (i.e., considered a material change)
Capacity	Boolean	Required. Aggregation Type must not be LESR if Capacity is True. Fixed and Dispatched Energy must be True in order for Capacity to be True.	No
Capacity Start Date	Date	System Populated.	No
Capacity End Date	Date	System Populated. Only applicable if the Aggregation is Separated from market participation.	No
Aggregation Not in Outage State	Boolean	Required to be Y. Certification that the Aggregation is not on outage when attempting to enroll – please refer to Services Tariff Section 5.18 for more information on outage states.	No
Dual Participation	Boolean	System Populated. Indicates whether a facility in the Aggregation is dual participating.	No
Alternate Telemetry	Boolean	System Populated. Indicates whether any facility in the Aggregation proposes to employ an alternative telemetry mechanism. If this is True, the Aggregation must not provide Summer or Winter Regulation.	No
Emergency Response Rate (MW/min)	MW	Required. Must not exceed 9999.99. This value must be equal to or greater than the highest Normal Response Rate (1, 2, or 3). This value must not be greater than Summer or Winter Total Supply Declared MW (UOL).	No
Max Reg Response Rate	MW	Required if Summer or Winter Regulation is True. Must be null if Max Reg 6-Second Response Rate is null. Must be equal to or greater than zero, but equal to or less than 9999.99. Must be equal to or greater than the highest Normal Response Rate (1, 2, or 3).	No
Max Reg 6-Second Response Rate	MW	Required if Summer or Winter Regulation is True. Must be null if Max Reg Response Rate is null. Must be equal to or greater than zero, but equal to or less than 9999.99. When multiplied by 10, must be equal to or greater than the Max Reg Response Rate.	No
Normal Response Rate 1 (MW/Min)	MW	Required. Must not exceed 9999.99.	No
Normal Response Rate 2 (MW/Min)	MW	Required if Normal Response Rate 3 is not null. Must be equal to or greater than zero, but equal to or less than 9999.99. Must equal a whole number when multiplied by 5.	No
Normal Response Rate 3 (MW/Min)	MW	Required if Normal Response Rate 2 is not null. Must be equal to or greater than zero, but equal to or less than 9999.99. Must equal a whole number when multiplied by 5.	No

Aggregation Attribute	Format	Description	DU Review Required When Modified (i.e., considered a material change)
Normal MW Rate 1	MW	Required if Normal Response Rate 2 is not null. Must be equal to or greater than -9999.99, but equal to or less than 9999.99. Must be less than Normal MW Rate 2.	No
Normal MW Rate 2	MW	Required if Normal Response Rate 3 is not null. Must be equal to or greater than -9999.99, but equal to or less than 9999.99. Must be greater than Normal MW Rate 1.	No
Physical Upper Storage Limit MWh	MWh	Required if Aggregation Type is ESR or LESR, and must be null if the Aggregation Type is any other Type. Must not exceed 9999.99. This value must be equal to or less than the sum of all Energy Storage facilities' individual Physical Upper Storage Limit MWh within the Aggregation	No
Physical Lower Storage Limit MWh	MWh	Required if Aggregation Type is ESR or LESR and must be null if the Aggregation Type is any other Type. Must not exceed 9999.99. This value must be equal to or less than the sum of all Energy Storage facilities' Physical Lower Storage Limit MWh within the Aggregation.	No
EDL	Integer	Required only if the Aggregation Type is Generator, ELR is True, and the Aggregation seeks ICAP market participation. DER or ESR Aggregation Types are also permitted to provide this value. Value must equal 2, 4, 6, or 8. .	No
Round Trip Efficiency %	Percentage	System Populated. Value calculated based on individual round trip efficiencies of Energy Storage facilities within the Aggregation.	No
Fuel Reporting	Boolean	Required. Must always be True Aggregators can use the Generator Fuel and Emissions Reporting (GFER) platform to submit fuel information. For more details refer to Generator Fuel and Emissions Reporting User's Guide	No
Aggregation Full Name	Text	System Populated – based on Aggregation Short name, Voltage Class, and Station Name concatenated as one value.	No
Temperature Sensitivity	Boolean	System Populated based on whether any facilities within the Aggregation have Temperature Sensitivity.	No

Appendix B – Facility Data Attribute Requirements³

Attribute	Format	Description	DU Review Required When Modified (i.e., considered a material change)
Facility ID	Text	Required – Unique ID assigned by the NYISO to each facility. If the facility is new to the Aggregation System, enter 'New' followed by sequential numeric value (e.g., New1). The assigned value must not exceed 32 characters when provided during future updates to the facility as needed.	Yes
Facility Name	Text	Required. Must not exceed 200 characters.	No
TO Account Number	Text	Required. Must not exceed 30 characters. If the applicable TO is NYSEG, insert 'N' followed by applicable integers. If the applicable TO is RGE, insert 'R' followed by applicable integers. If not NYSEG or RGE, insert 'T' followed by applicable integers. This value may not be modified once saved to the System. Must be uniquely paired with the applicable Meter ID Number and Facility ID	Yes
Meter ID Number	Text	Required. Must not exceed 30 characters. Must begin with '#' followed by applicable values. This value may not be modified once saved to the System. Must be uniquely paired with the applicable TO Account Number and Facility ID	Yes
Aggregation ID	Integer	Required. Unique Aggregation ID assigned to the Aggregation. System will provide Aggregation ID once the Aggregator completes the 'Create Aggregation ID' functionality. Providing the Aggregation ID on a facility enrollment record effectively 'assigns' the facility to the Aggregation.	Yes
Status	Selection	System Populated. Facility enrollment progress: Draft Unsubmitted Submitted	No

³ All Text values must adhere to the following acceptable characters list: a-zA-Z0-9 - '\ "# & () * , . / @ _

Attribute	Format	Description	DU Review Required When Modified (i.e., considered a material change)
		Pending NYISO Review Enrolled Rejected Separated	
Start Date	Date	System Populated. Applies to all enrollment data fields; Used for effective dating – Value not confirmed until DU Approval and NYISO workflows are complete.	No
End Date	Date	System Populated. Applies to all fields; Used for effective dating either when the Facility is manually Separated from market participation or the applicable Transmission Node PTID is end-dated.	No
Responsible Party Attestation	Selection	Required. Selection of either Aggregator or Facility Owner to indicate who the entity responsible for administration of a deactivation of the facility would be if necessary.	No
Facility Owner Name	Text	Required if Responsible Party will be the Facility Owner. Name of the Facility Owner.	No
Facility Owner Phone	Phone	Required if Responsible Party will be the Facility Owner Phone number of the Facility Owner.	No
Facility Owner Phone Extension	Text	Required if Responsible Party will be the Facility Owner Phone number extension of the Facility Owner.	No
Facility Owner Email	Email	Required if Responsible Party will be the Facility Owner. Email address of the Facility Owner	No
Responsible DU	Text	System populated. Organization name of the facility's TO-DU or Municipality, as applicable.	No
DU Status	Text	System Populated. Facility DU Approval progress: DU Approved – The facility has been Approved by the assigned DU DU Denied – The facility has been Denied by the assigned DU <Blank> - The facility has not been reviewed or is in the process of being reviewed by the assigned DU	
Enrollment Action	Boolean	System Populated. Determines purpose of current user action, whether: Create Update Separate	No

Attribute	Format	Description	DU Review Required When Modified (i.e., considered a material change)
		Unknown Remove No Change	
Transmission Node PTID	Selection	Required. Point identifier of the Transmission Node at which the Aggregation is priced and modeled. Should be obtained in consultation with the applicable TO in whose jurisdiction the proposed Aggregation is located.	Yes
TO	Text	System Populated. Organization name of the TO in whose jurisdiction the facility is located, based on Transmission Node PTID.	Yes
Zone	Text	System Populated. NYCA Load Zone in which the facility is located, based on Transmission Node PTID.	Yes
Subzone	Text	System Populated. NYISO Subzone in which the facility is located, based on Transmission Node PTID.	Yes
DER within Municipality	Boolean	Required. Indicates whether the facility is within the jurisdiction of a Municipal electric authority.	Yes
Municipality	Text	Required if the facility is located within the jurisdiction of a municipal electric authority. Must not exceed 200 characters.	Yes
Charging At Retail – Facility	Boolean	Required. Indicates whether the facility is charging at a retail rate while participating in the wholesale market, pursuant to NYISO Services Tariff Section 7.2.8. If true, at least one asset within the facility must be Energy Storage.	Yes
LSE PTID - Facility	Selection	Required only if Charging At Retail – Facility is true. Load Serving Entity PTID of the relevant retail authority for the facility - used for NYISO settlement purposes.	No
Former PTID Exists	Ternary Selection	Required. Indicates whether the facility used to participate under its own unique PTID in the NYISO-administered markets as a standalone Generator. May be True, False, or Unknown. N/A for former DSASP resources. Former DSASP resources should submit 'False' for this field.	No
Former PTID #	Integer	Required if there was a Former PTID for the applicable facility. PTID number.	No

Attribute	Format	Description	DU Review Required When Modified (i.e., considered a material change)
		N/A for former DSASP resources. Former DSASP resources should not provide their former PTID, it should be blank.	
Former DRIS Resource Exists	Ternary Selection	Required. Indicates whether the facility used to participate under its own unique DRIS Resource ID in the NYISO-administered markets as a standalone Demand Side Resource. May be True, False, or Unknown.	No
Former DRIS Resource ID #	Integer	Required if there was a Former DRIS Resource ID for the applicable facility. DRIS Resource ID number.	No
Street Address	Text	Required. Must not exceed 200 characters.	Yes
City	Text	Required. Must not exceed 200 characters.	Yes
State	Text	Required. Must be NY.	Yes
Zip Code	Zip Code	Required. Must be a valid zip code.	Yes
Facility Meter Authority	Selection	Required. Organization name abbreviation/short name as reflected in the MIS of either the MSE or the Member System responsible for metering services for the facility.	No
Alternate Telemetry	Boolean	Required. Indicates whether the facility proposes to employ an alternative telemetry mechanism. If this is True, the facility must not provide Summer or Winter Regulation. Must not be True if Summer or Winter Total Supply Declared MW is greater than 0.1 MW.	Yes
Alternate Telemetry Plan Name	Text	Required if the facility proposes to employ an alternative telemetry mechanism. Describe the intended mechanism to support telemetry requirements pursuant to NYISO Services Tariff Section 4.1.10.4 and the Aggregation Manual. Must not exceed 4000 characters.	Yes
Temperature Sensitivity	Boolean	Required if the facility intends to provide Capacity, contains Generator assets, belongs to a Generator Aggregation, and has any of the following Source Types among its assets: Combined Cycle; Cogeneration; Combustion Turbine Portion (CC); Jet Engine.	No
Summer Total Supply Declared MW	MW	System Populated. Sum of Summer Declared Injection MW and Summer Demand Reduction MW.	Yes
Summer Declared Injection MW	MW	Required for a facility that contains Demand Reduction (Type I); Generator; Energy Storage;	Yes

Attribute	Format	Description	DU Review Required When Modified (i.e., considered a material change)
		Wind; Solar; Landfill Gas. If provided, the facility must also have an Interconnection Agreement. Must not exceed Summer NYISO Project Max Net MW or Summer Total Non-NYISO Project Max Net MW. Must not exceed the sum of all nameplates of assets within the facility. May not be greater than zero if the facility only contains Demand Reduction with Response Type C, B, or G. Maximum of 20 MW.	
Summer Declared Demand Reduction MW	MW	Required for a facility that contains Demand Reduction, otherwise should be null. Must belong to a DER Aggregation if greater than zero.	Yes
Summer Declared Withdrawal MW	MW	Required for a facility that contains Energy Storage. Aggregation Type must be DER, ESR, or LESR.	Yes
Winter Total Supply Declared MW	MW	System Populated. Sum of Winter Declared Injection MW and Winter Demand Reduction MW.	Yes
Winter Declared Injection MW	MW	Required for a facility that contains Demand Reduction (Type I); Generator; Energy Storage; Wind; Solar; Landfill Gas. If provided, the facility must also have an Interconnection Agreement. Must not exceed Winter NYISO Project Max Net MW or Winter Total Non-NYISO Project Max Net MW. Must not exceed the sum of all nameplates of assets within the facility. May not be greater than zero if the facility only contains Demand Reduction with Response Type C, B, or G. Maximum of 20 MW.	Yes
Winter Declared Demand Reduction MW	MW	Required for a facility that contains Demand Reduction, otherwise it should be null. Must belong to a DER Aggregation if greater than zero.	Yes
Winter Declared Withdrawal MW	MW	Required for a facility that contains Energy Storage. Aggregation Type must be DER, ESR, or LESR.	Yes
Bidding Privileges/Services			
Fixed Energy	Boolean	Required. If Aggregation Type is LESR, Fixed Energy must be False.	Yes
Dispatched Energy	Boolean	Required. If Aggregation Type is LESR, Dispatched Energy must be False.	Yes

Attribute	Format	Description	DU Review Required When Modified (i.e., considered a material change)
Summer Regulation	Boolean	Required. May be True for facility containing Energy Storage asset where Conversion Type is Inverter, otherwise prohibited; Demand Reduction with Type C; Type G or B with Local Supply Type of Energy Storage and Local Supply Inverter being True; Demand Reduction with Type I with an additional Energy Storage asset with Conversion type of Inverter. If any asset in the facility has a Source Type of Pumped Hydro, must be False. If True, must belong to an LESR Aggregation with Fixed and Dispatched Energy set to False, or must belong to a non-LESR Aggregation with Fixed and Dispatched Energy set to True.	Yes
Winter Regulation	Boolean	Required. May be True for facility containing Energy Storage asset where Conversion Type is Inverter, otherwise prohibited; Demand Reduction with Type C; Type G or B with Local Supply Type of Energy Storage and Local Supply Inverter being True; Demand Reduction with Type I with an additional Energy Storage asset with Conversion type of Inverter. If any asset in the facility has a Source Type of Pumped Hydro, must be False. If True, must belong to an LESR Aggregation with Fixed and Dispatched Energy set to False, or must belong to a non-LESR Aggregation with Fixed and Dispatched Energy set to True.	Yes
10 Minute Spinning Reserves	Boolean	Required. May be True for facility containing Energy Storage asset where Conversion Type is Inverter, otherwise prohibited; Demand Reduction with Type C; Type G or B with Local Supply Type of Energy Storage and Local Supply Inverter being True; Demand Reduction with Type I with an additional Energy Storage asset with Conversion type of Inverter. If any asset in the facility has a Source Type of Pumped Hydro, must be False. If 10MSR is True, then 10MNSR must be False. If 30MNSR is True, then 10MSR must be False. If 10 MSR is True, then 30 MSR must be True. Fixed and Dispatched Energy must be True in order for 10MSR to be True.	Yes

Attribute	Format	Description	DU Review Required When Modified (i.e., considered a material change)
10 Minute Non-Spin Reserves	Boolean	Required. May be True for a facility where all assets are Demand Reduction or Generators, otherwise must be False. If 10MNSR is True, then 10MSR must be False. If 30MSR is True, then 10MNSR must be False. If 10 MNSR is True, then 30 MNSR must be True. Fixed and Dispatched Energy must be True in order for 10MNSR to be True.	Yes
30 Minute Synchronous Reserves	Boolean	Required. May be True for facility containing Energy Storage asset where Conversion Type is Inverter, otherwise prohibited; Demand Reduction with Type C; Type G or B with Local Supply Type of Energy Storage and Local Supply Inverter being True; Demand Reduction with Type I with an additional Energy Storage asset with Conversion type of Inverter. If any asset in the facility has a Source Type of Pumped Hydro, must be False. Required. If 10MSR is True, then 30MSR must be True. If 30MNSR is True, then 30MSR must be False. Fixed and Dispatched Energy must be True in order for 30MSR to be True.	Yes
30 Minute Non-Synchronous Reserves	Boolean	Required. May be True for a facility where all assets are Demand Reduction or Generators, otherwise must be False. If 10MSR or 30MSR is True, then 30MNSR must be False. Fixed and Dispatched Energy must be True in order for 30MNSR to be True.	Yes
Capacity	Boolean	Required. If True, Fixed and Dispatched Energy must also be True.	Yes
End of Bidding Privileges/Services			
Outage State Confirmation	Boolean	Required to be True. Confirmation that the facility is not in an outage state pursuant to NYISO Services Tariff Section 5.18 upon desired time of entry to market participation.	No
Dual Participation	Boolean	Required. Indication of whether the facility is dual participating in a non-wholesale commitment in addition to its proposed or existing NYISO market participation.	Yes

Attribute	Format	Description	DU Review Required When Modified (i.e., considered a material change)
Interconnection Agreement	Boolean	Required. Must be True if the facility contains Generator, Energy Storage, Wind, Solar, Landfill Gas, or Demand Reduction with Response Type I. Must be False if the facility only contains Demand Reduction assets with Response Type C, B, or G.	Yes
Interconnection Type	Selection	Required if Interconnection Agreement is True. Indicates whether the facility has a NYISO-administered or non-NYISO-administered Interconnection Agreement.	Yes
NYISO Interconnection Queue Number	Text	Required if Interconnection Type is NYISO. Value issued by NYISO to the facility interconnection record in the NYISO systems. If a facility has both a NYISO Interconnection Queue Number and the asset has a Non-NYISO Interconnection Unique ID, only the NYISO Interconnection Queue Number should be provided in enrollment.	Yes
Summer NYISO Project Max Net MW	MW	System populated based on the NYISO Interconnection Queue Number. Memorialized in the NYISO Interconnection Agreement.	Yes
Winter NYISO Project Max Net MW	MW	System populated based on the NYISO Interconnection Queue Number. Memorialized in the NYISO Interconnection Agreement.	Yes
Summer Total Non-NYISO Project Max Net MW	MW	System populated as the sum of the Non-NYISO Project Max Summer Net MW of all assets in the facility when the Interconnection Type is Non-NYISO. Memorialized in the NYS SIR documentation.	Yes
Winter Total Non-NYISO Project Max Net	MW	System populated as the sum of the Non-NYISO Project Max Winter Net MW of all assets in the facility when the Interconnection Type is Non-NYISO. Memorialized in the NYS SIR documentation.	Yes
CRIS Unique ID	Text	Required if Capacity is True and the facility contains any asset that is not Demand Reduction. Memorialized in the NYISO Interconnection Agreement.	No
ELR (Facility)	Boolean	Required. Indicates whether the facility is classified as an Energy Limited Resource.	No

Attribute	Format	Description	DU Review Required When Modified (i.e., considered a material change)
<p>The following attributes are separated by Asset type. Each asset is subject to a common set of requirements, in addition to any specific attribute validations that are unique to that Asset type.</p> <p>All components of an asset must have: Identical asset type:</p> <ul style="list-style-type: none"> • All must be batteries, or • All must be Generators, or • All must be wind, or • All must be solar, • Etc. <p>All components of an asset must have the same asset source ID. All components of an asset must have the same Source Type. E.g., All must be combustion, or all must be electrochemical, Etc.</p> <p>All components of an asset must have the same Source Fuel E.g., All must be diesel, or all must be sunlight, Etc.</p> <p>All components of an asset must be electrically connected. All components of an asset must be behind the same meter.</p>			
Demand Reduction (DR) Attributes			
Asset ID	Text	Required. Must not exceed 10 characters. New assets must receive 'New' followed by a sequential whole number (e.g., New1) if new to the Aggregation System. If existing in the Aggregation System, shall be preceded by 'D' followed by system-assigned ID number.	No
Facility ID	Text	Required. Must match the Facility ID of the applicable facility enrollment record.	No
Aggregation ID	Integer	Aggregation ID of the applicable Aggregation enrollment record.	No
Asset Source ID	Integer	Required. Selection from valid Asset Source ID configurations identified in Appendix F. Demand Reduction with Response Type I must select an Asset Source Type that reflects both curtailment and injection capability, as well as populate an additional asset field below.	Yes
Source Type	Text	System Populated based on Asset Source ID.	No
Source Fuel	Text	System Populated based on Asset Source ID.	No

Attribute	Format	Description	DU Review Required When Modified (i.e., considered a material change)
Response Type (DR)	Selection	System Populated based on Asset Source ID. If Response Type = I, Interconnection Agreement must = Y If Response Type = I, Summer/Winter ERIS/Max Net MW may not be null If Response Type = I, the facility for the current Asset must include at least one additional Asset of the following type: Generator, Energy Storage, Wind, Solar, Landfill Gas If Asset Type = Demand Reduction, Aggregation Type may only = DER	Yes
Local Supply Type	Selection	Required if Response Type is B or G. Indicates what technology provides local curtailment capability: Generator or Energy Storage.	Yes
Local Supply Inverter	Boolean	Required if Response Type is B or G. Indicates conversion type of the local supply technology use of inverter.	Yes
Nameplate MW Rating	MW	Required if Response Type is B or G. Minimum value of 0.001 MW.	Yes
Nameplate Withdrawal MW Rating	MW	Required if Response Type is B or G. Minimum value of -0.001 MW.	Yes
Compliance Question	Boolean	Required to be True. Reflects compliance with all applicable state emissions controls standards. Applicable if Response Type is B or G.	No
Generator Attributes			
Asset ID	Text	Required. Must not exceed 10 characters. New assets must receive 'New' followed by a sequential whole number (e.g., New1) if new to the Aggregation System. If existing in the Aggregation System, shall be preceded by 'G' followed by system-assigned ID number.	No
Asset Source ID	Integer	Required. Selection from valid Asset Source ID configurations identified in Appendix F.	
Facility ID	Text	Required. Must match the Facility ID of the applicable facility enrollment record.	No
Aggregation ID	Integer	Required. Must match the Aggregation ID of the applicable Aggregation enrollment record.	No
GADS Unit Short name	Text	Required if Former PTID is True. Must not exceed 10 characters. If Former PTID is unknown or not applicable, value must be blank on new	No

Attribute	Format	Description	DU Review Required When Modified (i.e., considered a material change)
		import, or if an existing asset, must equal the applicable Asset ID. Note: Please contact DER@nyiso.com to retrieve the applicable GADS Unit Short name for the asset.	
GADS Analysis Group	Text	Optional. Must not exceed 50 characters.	No
Non-NYISO Interconnection Unique ID	Text	Required if Interconnection Agreement obtained in coordination with State/applicable TO. This should be blank if the associated facility has a NYISO Interconnection Queue Number.	Yes
Summer Non-NYISO Project Max Net MW	MW	System populated based on Non-NYISO Interconnection Unique ID.	No
Winter Non-NYISO Project Max Net MW	MW	System populated based on Non-NYISO Interconnection Unique ID.	No
Source Type	Text	System Populated based on Asset Source ID.	No
Source Fuel	Text	System Populated based on Asset Source ID.	No
NERC Unit Code	Integer	Required if Capacity is True. Must be equal to or greater than 100, but equal to or less than 999. Note: If necessary, please contact DER@nyiso.com to retrieve the applicable NERC information.	No
NERC Utility Code	Text	Required if Capacity is True. Must be exactly 4 characters, beginning with '#' followed by 3 characters. Note: If necessary, please contact DER@nyiso.com to retrieve the applicable NERC information.	No
Nameplate MW Rating	MW	Required. Must be greater than or equal to 0.010 MW.	Yes
Compliance Question	Boolean	Required to be True. Reflects compliance with all applicable state emissions controls standards.	No
Energy Storage Attributes			
Asset ID	Text	Required. Must not exceed 10 characters. New assets must receive 'New' followed by a sequential whole number (e.g., New1) if new to	No

Attribute	Format	Description	DU Review Required When Modified (i.e., considered a material change)
		the Aggregation System. If existing in the Aggregation System, shall be preceded by 'E' followed by system-assigned ID number.	
Facility ID	Text	Required. Must match the Facility ID of the applicable facility enrollment record.	No
Aggregation ID	Integer	Required. Must match the Aggregation ID of the applicable Aggregation enrollment record.	No
GADS Unit Short name	Text	Required if Former PTID is True. Must not exceed 10 characters. If Former PTID is unknown or not applicable, value must be blank on new import, or if an existing asset, must equal the applicable Asset ID. Note: Please contact DER@nyiso.com to retrieve the applicable GADS Unit Short name for the asset.	No
Asset Source ID	Integer	Required. Selection from valid Asset Source ID configurations identified in Appendix F.	Yes
Non-NYISO Interconnection Unique ID	Text	Required if Interconnection Agreement obtained in coordination with State/applicable TO. This should be blank if the associated facility has a NYISO Interconnection Queue Number.	Yes
Summer Non-NYISO Project Max Net MW	MW	System populated based on Non-NYISO Interconnection Unique ID.	No
Winter Non-NYISO Project Max Net MW	MW	System populated based on Non-NYISO Interconnection Unique ID.	No
Limited Energy Storage Resource (Facility)	Boolean	Required. Indicates whether the asset is a Limited Energy Storage Resource pursuant to NYISO Services Tariff Section 2.12.	No
Energy Storage Direct Meter Attestation	Boolean	Required to be True. Indicates confirmation that all Energy Storage assets are directly metered.	No
Source Type	Text	System Populated based on Asset Source ID.	No
Source Fuel	Text	System Populated based on Asset Source ID.	No
NERC Unit Code	Integer	Required if Capacity is True. Must be equal to or greater than 100, but equal to or less than 999.	No

Attribute	Format	Description	DU Review Required When Modified (i.e., considered a material change)
		Note: If necessary, please contact DER@nyiso.com to retrieve the applicable NERC information.	
NERC Utility Code	Text	Required if Capacity is True. Must be exactly 4 characters, beginning with '#' followed by 3 characters. Note: If necessary, please contact DER@nyiso.com to retrieve the applicable NERC information.	No
Compliance Question	Boolean	Required to be True. Reflects compliance with all applicable state emissions controls standards.	No
Asset Energy Duration (Energy Storage)	Numeric Decimal	Required. If LESR is True, must be between 0.01 and 0.99. If LESR is False, must be a whole number 1-24.	Yes
Physical Upper Storage Limit MWh	MWh	Required. Must not be lower than the Physical Lower Storage MWh. Must not exceed the Nameplate MWh Rating.	Yes
Physical Lower Storage Limit MWh	MWh	Required. Must not be greater than the Physical Upper Storage MWh.	Yes
Round trip Efficiency %	Percentage	Required. Must be between 1 and 100.	No
Conversion Type	Selection	Required. Selection of either Inverter or Motor.	No
Nameplate MW Rating	MW	Required. Must be greater than or equal to 0.010 MW.	Yes
Nameplate Withdrawal MW Rating	MW	Required. Minimum of -0.01MW.	Yes
Nameplate MWh Rating	MW	Required. Minimum of 0.01MW.	Yes
Wind Attributes			
Asset ID	Text	Required. Must not exceed 10 characters. New assets must receive 'New' followed by a sequential whole number (e.g., New1) if new to the Aggregation System. If existing in the Aggregation System, shall be preceded by 'W' followed by system-assigned ID number.	No
Facility ID	Text	Required. Must match the Facility ID of the applicable facility enrollment record.	No
Aggregation ID	Integer	Required. Must match the Aggregation ID of the applicable Aggregation enrollment record.	No

Attribute	Format	Description	DU Review Required When Modified (i.e., considered a material change)
GADS Unit Short name	Text	Required if Former PTID is True. Must not exceed 10 characters. If Former PTID is unknown or not applicable, value must be blank on new import, or if an existing asset, must equal the applicable Asset ID. Note: Please contact DER@nyiso.com to retrieve the applicable GADS Unit Short name for the asset.	No
Asset Source ID	Integer	Required. Selection from valid Asset Source ID configurations identified in Appendix F.	Yes
Non-NYISO Interconnection Unique ID	Text	Required if Interconnection Agreement obtained in coordination with State/applicable TO. This should be blank if the associated facility has a NYISO Interconnection Queue Number.	Yes
Summer Non-NYISO Project Max Net MW	MW	System populated based on Non-NYISO Interconnection Unique ID.	No
Winter Non-NYISO Project Max Net MW	MW	System populated based on Non-NYISO Interconnection Unique ID.	No
Source Type	Text	System Populated based on Asset Source ID.	No
Source Fuel	Text	System Populated based on Asset Source ID.	No
NERC Unit Code	Integer	Required if Capacity is True. Must be equal to or greater than 100, but equal to or less than 999. Note: If necessary, please contact DER@nyiso.com to retrieve the applicable NERC information.	No
NERC Utility Code	Text	Required if Capacity is True. Must be exactly 4 characters, beginning with '#' followed by 3 characters. Note: If necessary, please contact DER@nyiso.com to retrieve the applicable NERC information.	No
Nameplate MW Rating	MW	Required. Must be greater than or equal to 0.010 MW.	Yes
Solar Attributes			

Attribute	Format	Description	DU Review Required When Modified (i.e., considered a material change)
Asset ID	Text	Required. Must not exceed 10 characters. New assets must receive 'New' followed by a sequential whole number (e.g., New1) if new to the Aggregation System. If existing in the Aggregation System, shall be preceded by 'S' followed by system-assigned ID number.	No
Facility ID	Text	Required. Must match the Facility ID of the applicable facility enrollment record.	No
Aggregation ID	Integer	Required. Must match the Aggregation ID of the applicable Aggregation enrollment record.	No
GADS Unit Short name	Text	Required if Former PTID is True. Must not exceed 10 characters. If Former PTID is unknown or not applicable, value must be blank on new import, or if an existing asset, must equal the applicable Asset ID. Note: Please contact DER@nyiso.com to retrieve the applicable GADS Unit Short name for the asset.	No
Asset Source ID	Integer	Required. Selection from valid Asset Source ID configurations identified in Appendix F.	Yes
Non-NYISO Interconnection Unique ID	Text	Required if Interconnection Agreement obtained in coordination with State/applicable TO. This should be blank if the associated facility has a NYISO Interconnection Queue Number.	Yes
Summer Non-NYISO Project Max Net MW	MW	System populated based on Non-NYISO Interconnection Unique ID.	No
Winter Non-NYISO Project Max Net MW	MW	System populated based on Non-NYISO Interconnection Unique ID.	No
Source Type	Text	System Populated based on Asset Source ID.	No
Source Fuel	Text	System Populated based on Asset Source ID.	No
NERC Unit Code	Integer	Required if Capacity is True. Must be equal to or greater than 100, but equal to or less than 999. Note: If necessary, please contact DER@nyiso.com to retrieve the applicable NERC information.	No

Attribute	Format	Description	DU Review Required When Modified (i.e., considered a material change)
NERC Utility Code	Text	Required if Capacity is True. Must be exactly 4 characters, beginning with '#' followed by 3 characters. Note: If necessary, please contact DER@nyiso.com to retrieve the applicable NERC information.	No
Nameplate MW Rating	MW	Required. Must be greater than or equal to 0.010 MW.	Yes
Landfill Gas Attributes			
Asset ID	Text	Required. Must not exceed 10 characters. New assets must receive 'New' followed by a sequential whole number (e.g., New1) if new to the Aggregation System. If existing in the Aggregation System, shall be preceded by 'L' followed by system-assigned ID number.	No
Facility ID	Text	Required. Must match the Facility ID of the applicable facility enrollment record.	No
Aggregation ID	Integer	Required. Must match the Aggregation ID of the applicable Aggregation enrollment record.	No
GADS Unit Short name	Text	Required if Former PTID is True. Must not exceed 10 characters. If Former PTID is unknown or not applicable, value must be blank on new import, or if an existing asset, must equal the applicable Asset ID. Note: Please contact DER@nyiso.com to retrieve the applicable GADS Unit Short name for the asset.	No
Asset Source ID	Integer	Required. Selection from valid Asset Source ID configurations identified in Appendix F.	Yes
Non-NYISO Interconnection Unique ID	Text	Required if Interconnection Agreement obtained in coordination with State/applicable TO. This should be blank if the associated facility has a NYISO Interconnection Queue Number.	Yes
Summer Non-NYISO Project Max Net MW	MW	System populated based on Non-NYISO Interconnection Unique ID.	No
Winter Non-NYISO Project Max Net MW	MW	System populated based on Non-NYISO Interconnection Unique ID.	No

Attribute	Format	Description	DU Review Required When Modified (i.e., considered a material change)
Source Type	Text	System Populated based on Asset Source ID.	No
Source Fuel	Text	System Populated based on Asset Source ID.	No
NERC Unit Code	Integer	Required if Capacity is True. Must be equal to or greater than 100, but equal to or less than 999. Note: If necessary, please contact DER@nyiso.com to retrieve the applicable NERC information.	No
NERC Utility Code	Text	Required if Capacity is True. Must be exactly 4 characters, beginning with '#' followed by 3 characters. Note: If necessary, please contact DER@nyiso.com to retrieve the applicable NERC information.	No
Nameplate MW Rating	MW	Required. Must be greater than or equal to 0.010 MW.	Yes
Compliance Question	Boolean	Required to be True. Reflects compliance with all applicable state emissions controls standards.	No

Appendix C – Required Documents: Aggregation & DER Facility

Aggregation

Type	Description
Meter Authority Confirmation	Provide documentation to identify the Meter Authority, either Member System or Meter Services Entity, which is providing the meter data services for the applicable Aggregation. Aggregator must indicate which entity is providing meter data services for the Aggregation. The provided documentation must indicate confirmation that the Meter Authority is aware it will be providing meter data services for the Aggregation.
NYISO ELR Confirmation	Confirmation from NYISO Market Mitigation & Analysis (MMA) that the Aggregation ELR designation on enrollment is valid. This confirmation is only required if the Aggregation will participate in the NYISO-administered markets as an Energy Limited Resource – confirmation may be obtained by communicating with the NYISO at participation@nyiso.com
ICAP Supplier Two Year Outage Schedule	Two Year Outage Schedule required the first time an Aggregation is imported into the Aggregation System, and any future instance where an Aggregation begins ICAP market participation from previously not participating in the ICAP market. Please refer to Services Tariff Sections 5.12.1.3 and 5.12.3, and ICAP Manual Section 4.3.
Wind or Solar Static Data Spreadsheet	Static data to support meteorological data and forecasting for the individual facilities comprising an Aggregation – only required for wind or solar facilities participating in a homogenous wind or homogenous solar Aggregation. Please refer to the data required as specified by the Wind and Solar Plant Data User's Guide available from: Manuals, Tech Bulletins & Guides - NYISO .
ICAP Intent to Offer Letter	Please submit ICAP Manual Attachment G.

Facility

Type	Description
Facility-Aggregator Contract (Letter of Authority)	Contract to prove affiliation between a given DER facility and an Aggregator. Each DER owner must consent to, and codify in the form of a written agreement, its affiliation with a particular Aggregator. An Aggregator must not enroll a DER without that DER owner's knowledge and approval. If there is a change to the written agreement, then the Aggregator should submit their most recent dated contract with the DER facility as soon as the contract is available. Additionally, each contract should include necessary identifying information for the DER facility (e.g., TO account number, address). The Agreement shall be retained by each individual DER and Aggregator and provided to the NYISO upon request.
Utility Bill	A utility bill provides proof of address for any DER facility containing Demand Reduction asset(s).
TO Transmission Node Confirmation	TO's written confirmation or other documentation as deemed appropriate by the NYISO (e.g., hosting capacity map information) that a given DER facility is electrically mapped to the Transmission Node PTID provided on enrollment.
One Line Diagram	Final electrical diagram of all system components at a DER facility site, including all meters, individual assets described during the enrollment process, and interconnections to the distribution or transmission systems.
Meter Authority Confirmation	Provide documentation to identify the Meter Authority, either Member System or Meter Services Entity, which is providing the meter data services for the applicable DER facility.
NYISO Alternate Telemetry Confirmation	Confirmation from NYISO that the Alternate Telemetry Plan Name provided on enrollment is valid – an Aggregator should communicate with the NYISO DRO group at DER@nyiso.com to obtain this confirmation.
Load Reduction Plan	Description of anticipated load reduction strategy to illustrate alignment between enrollment declared value (MW) in the Aggregation System and the sequence of steps that the Aggregator intends the DER facility to follow during dispatch of the Aggregation. This document is required only when Demand Side Resources are enrolled as DER facilities.
Interconnection Agreement	NYISO Interconnection Agreement, or valid non-NYISO Interconnection Agreement (e.g., NYS SIR), of the DER facility or asset(s).
Generator Specifications	Description of Generator specifications to verify, for any injection-capable DER facility, the facility's physical and operational details described in the enrollment attributes submitted into the Aggregation System. The purpose is for NYISO to verify the Generator details support the enrollment attributes submitted into the Aggregation System. Please ensure documentation submitted validates the nameplate capacity and fuel type. For energy storage specifications, documentation should clearly indicate the nameplate AC power of the inverter and energy rating/capacity of the energy storage technology. Acceptable documentation includes the Generator's specification sheet as provided by the manufacturer.

Type	Description
Generator Specifications – Demand Side Resource	Description of local-supply Generator specifications that are used to support load curtailment for any Demand Side Resource participating as a DER facility. This information is used to verify the facility’s physical and operational details described in the enrollment attributes submitted into the Aggregation System. Please ensure documentation submitted validates the nameplate capacity and fuel type. For energy storage specifications, documentation should clearly indicate the nameplate AC power of the inverter and energy rating of the energy storage technology. Acceptable documentation includes the Generator’s specification sheet as provided by the manufacturer.
NYISO ELR Confirmation	Confirmation from NYISO Market Mitigation & Analysis (MMA) that the facility ELR designation on enrollment is valid. This confirmation is only required if the facility will participate through an Aggregation in the NYISO-administered markets as an Energy Limited Resource – confirmation may be obtained by communicating with the NYISO at participation@nyiso.com
Charging at Retail – Facility	Part I: Confirmation from the applicable TO or retail billing authority, and Aggregator, of mutual understanding of charging at retail configuration for any withdrawal-eligible DER facilities. All DER facilities in an Aggregation must be served by the same Load Serving Entity (LSE) in order to facilitate retail charging while participating in the wholesale market. Part II: NYISO Form BB-1 Identification of Load Serving Entity Invoicing Energy Storage Resources for Actual Energy Withdrawals
Outage State Confirmation	Confirmation that the applicable DER facility is not in an outage state at the time of expected enrollment in an Aggregation to participate in the NYISO-administered markets. For information on outage states, please refer to the NYISO Services Tariff Section 5.18.
Ambient Condition Dependent (ACD)	Documentation supporting units that are ambient-condition dependent that may be unable to reach their capacity obligations due to changes in ambient air temperature. For information on Ambient Condition-dependent units, refer to ICAP Manual Attachment M.

Appendix D – Monitored Field Documentation Requests

Monitored Field*	Document Type	Request Condition	Description
Aggregation Level Monitored Fields			
Charging At Retail - Aggregation	Justification	Any Change	Please provide the reason for the change in the value of the monitored field(s).
LSE PTID - Aggregation	Justification	Any Change	Please provide the reason for the change in the value of the monitored field(s).
Aggregation Meter Authority	Meter Authority Confirmation	Any Change	Refer to Appendix C - Aggregation
Capacity	ICAP Supplier Two Year Outage Schedule	Now Active	Refer to Appendix C - Aggregation
Facility Level Monitored Fields			
Transmission Node PTID	TO Transmission Node Confirmation	Any Change	Refer to Appendix C - Facility
DER Within Municipality	Justification	Any Change	Please provide the reason for the change in the value of the monitored field(s).
Municipality	Justification	Any Change	Please provide the reason for the change in the value of the monitored field(s).
Charging At Retail – Facility	Charging at Retail – Facility	Any Change	Refer to Appendix C - Facility
LSE PTID - Facility	Justification	Any Change	Please provide the reason for the change in the value of the monitored field(s).
NYISO Interconnection Queue Number	Justification	Any Change	Please provide the reason for the change in the value of the monitored field(s).
CRIS Unique ID	Justification	Any Change	Please provide the reason for the change in the value of the monitored field(s).
Former PTID #	Justification	Any Change	Please provide the reason for the change in the value of the monitored field(s).
Former DRIS Resource ID #	Justification	Any Change	Please provide the reason for the change in the value of the monitored field(s).
Street Address	Utility Bill	Any Change	Refer to Appendix C - Facility
City	Utility Bill	Any Change	Refer to Appendix C - Facility

Monitored Field*	Document Type	Request Condition	Description
State	Utility Bill	Any Change	Refer to Appendix C - Facility
Facility Metering Authority	Meter Authority Confirmation	Any Change	Refer to Appendix C - Facility
Alternate Telemetry	NYISO Alternate Telemetry Confirmation	Any Change	Refer to Appendix C - Facility
Alternate Telemetry Plan Name	NYISO Alternate Telemetry Confirmation	Any Change	Refer to Appendix C - Facility
Temperature Sensitivity	Ambient Condition Dependent (ACD)	Any Change	Refer to Appendix C - Facility
Summer Declared Injection MW	1. Generator Specifications	Increase	Refer to Appendix C - Facility
Summer Declared Injection MW	2. Interconnection Agreement	Increase	Refer to Appendix C - Facility
Winter Declared Injection MW	1. Generator Specifications	Increase	Refer to Appendix C - Facility
Winter Declared Injection MW	2. Interconnection Agreement	Increase	Refer to Appendix C - Facility
Summer Declared Demand Reduction MW	1. Generator Specifications	Any Change	Refer to Appendix C - Facility
Summer Declared Demand Reduction MW	2. Load Reduction Plan	Any Change	Refer to Appendix C - Facility
Winter Declared Demand Reduction MW	1. Generator Specifications	Any Change	Refer to Appendix C - Facility
Winter Declared Demand Reduction MW	2. Load Reduction Plan	Any Change	Refer to Appendix C - Facility
Summer Declared Withdrawal MW	Generator Specifications	Increase	Refer to Appendix C - Facility
Winter Declared Withdrawal MW	Generator Specifications	Increase	Refer to Appendix C - Facility
Fixed Energy	Justification	Now Active	Please provide the reason for the change in the value of the monitored field(s).
Dispatch Energy	Justification	Now Active	Please provide the reason for the change in the value of the monitored field(s).

Monitored Field*	Document Type	Request Condition	Description
Summer Regulation	Justification	Now Active	Please provide the reason for the change in the value of the monitored field(s).
Winter Regulation	Justification	Now Active	Please provide the reason for the change in the value of the monitored field(s).
10 Minute Spinning Reserves	Justification	Now Active	Please provide the reason for the change in the value of the monitored field(s).
10 Minute Non-Synchronized Reserve	Justification	Now Active	Please provide the reason for the change in the value of the monitored field(s).
30 Minute Synchronized Reserves	Justification	Now Active	Please provide the reason for the change in the value of the monitored field(s).
30 Minute Non-Synchronized Reserves	Justification	Now Active	Please provide the reason for the change in the value of the monitored field(s).
ELR (Facility)	NYISO ELR Confirmation	Any Change	Refer to Appendix C - Facility
Asset Level Monitored Fields			
Asset Type = Demand Reduction (DR)			
Asset Source ID	Justification	Any Change	Please provide the reason for the change in the value of the monitored field(s).
Nameplate Rating MW	Generator Specifications	Any Change	Refer to Appendix C - Facility
Nameplate Withdrawal Rating MW	Generator Specifications	Any Change	Refer to Appendix C - Facility
Local Supply Type	Justification	Any Change	Please provide the reason for the change in the value of the monitored field(s).
Local Supply Inverter	Justification	Any Change	Please provide the reason for the change in the value of the monitored field(s).
Asset Type = Generator			
Asset Source ID	Justification	Any Change	Please provide the reason for the change in the value of the monitored field(s).

Monitored Field*	Document Type	Request Condition	Description
Nameplate Rating MW	Generator Specifications	Any Change	Refer to Appendix C - Facility
GADS Unit Shortname	Justification	Any Change	Please provide the reason for the change in the value of the monitored field(s).
GADS Analysis Group	Justification	Any Change	Please provide the reason for the change in the value of the monitored field(s).
NERC Unit Code	Justification	Any Change	Please provide the reason for the change in the value of the monitored field(s).
NERC Utility Code	Justification	Any Change	Please provide the reason for the change in the value of the monitored field(s).
Non-NYISO Interconnection Unique ID	Justification	Any Change	Please provide the reason for the change in the value of the monitored field(s).
Asset Type = Energy Storage			
Asset Source ID	Justification	Any Change	Please provide the reason for the change in the value of the monitored field(s).
Limited Energy Storage Resource (Facility)	Justification	Any Change	Please provide the reason for the change in the value of the monitored field(s).
Asset Energy Duration (Energy Storage)	Justification	Any Change	Please provide the reason for the change in the value of the monitored field(s).
Physical Upper Storage Limit MWh	Generator Specifications	Any Change	Refer to Appendix C - Facility
Physical Lower Storage Limit MWh	Generator Specifications	Any Change	Refer to Appendix C - Facility
Round trip Efficiency %	Generator Specifications	Any Change	Refer to Appendix C - Facility
Nameplate MW Rating	Generator Specifications	Any Change	Refer to Appendix C - Facility

Monitored Field*	Document Type	Request Condition	Description
Nameplate Withdrawal Rating MW	Generator Specifications	Any Change	Refer to Appendix C - Facility
Nameplate Rating MWh	Generator Specifications	Any Change	Refer to Appendix C - Facility
GADS Unit Shortname	Justification	Any Change	Please provide the reason for the change in the value of the monitored field(s).
NERC Unit Code	Justification	Any Change	Please provide the reason for the change in the value of the monitored field(s).
NERC Utility Code	Justification	Any Change	Please provide the reason for the change in the value of the monitored field(s).
Non-NYISO Interconnection Unique ID	Justification	Any Change	Please provide the reason for the change in the value of the monitored field(s).
Asset Type = Wind			
Asset Source ID	Justification	Any Change	Please provide the reason for the change in the value of the monitored field(s).
Nameplate MW Rating	Generator Specifications	Any Change	Refer to Appendix C - Facility
GADS Unit Shortname	Justification	Any Change	Please provide the reason for the change in the value of the monitored field(s).
NERC Unit Code	Justification	Any Change	Please provide the reason for the change in the value of the monitored field(s).
NERC Utility Code	Justification	Any Change	Please provide the reason for the change in the value of the monitored field(s).
Non-NYISO Interconnection Unique ID	Justification	Any Change	Please provide the reason for the change in the value of the monitored field(s).
Asset Type = Solar			

Monitored Field*	Document Type	Request Condition	Description
Asset Source ID	Justification	Any Change	Please provide the reason for the change in the value of the monitored field(s).
Nameplate MW Rating	Generator Specifications	Any Change	Refer to Appendix C - Facility
GADS Unit Shortname	Justification	Any Change	Please provide the reason for the change in the value of the monitored field(s).
NERC Unit Code	Justification	Any Change	Please provide the reason for the change in the value of the monitored field(s).
NERC Utility Code	Justification	Any Change	Please provide the reason for the change in the value of the monitored field(s).
Non-NYISO Interconnection Unique ID	Justification	Any Change	Please provide the reason for the change in the value of the monitored field(s).
Asset Type = Landfill Gas			
Asset Source ID	Justification	Any Change	Please provide the reason for the change in the value of the monitored field(s).
Nameplate MW Rating	Generator Specifications	Any Change	Refer to Appendix C - Facility
GADS Unit Shortname	Justification	Any Change	Please provide the reason for the change in the value of the monitored field(s).
NERC Unit Code	Justification	Any Change	Please provide the reason for the change in the value of the monitored field(s).
NERC Utility Code	Justification	Any Change	Please provide the reason for the change in the value of the monitored field(s).

Monitored Field*	Document Type	Request Condition	Description
Non-NYISO Interconnection Unique ID	Justification	Any Change	Please provide the reason for the change in the value of the monitored field(s).

**Refer Appendix A for Aggregation level attributes description and Appendix B for facility and asset level attributes description.*

Appendix E – DMNC and DMNC Time Stacking Attributes⁴

Attribute	Format	Description
Aggregation Level Attributes		
Aggregation ID	Integer	Unique ID assigned to the Aggregation
Aggregation Name	Text	Aggregator's chosen name for an Aggregation (See 'Aggregation Short Name')
Aggregation Enrollment Status	Text	NYISO system enrollment status of the Aggregation (Draft, Unsubmitted, Submitted, Pending NYISO Review, Enrolled, Rejected, Separated)
Aggregation Type	Text	DER, Generator, ESR, Solar, Wind, Landfill Gas
Aggregation Temperature Sensitivity	Boolean	Operational characteristic describing individual facilities within an Aggregation based on fuel and generation type and whether temperature sensitive
Aggregation EDL	Integer	Indication of number of hours for energy duration limitation
SRT Transfer	Boolean	<p>Indicates whether the DMNC test data is applied from the previous like-Capability Period to transfer from participation as a standalone resource to an Aggregation of the same type.</p> <p>An Aggregator with an Aggregation that may be eligible to utilize a provisional DMNC or SRT Transfer DMNC based on the Aggregation's composition should contact DER@nyiso.com to discuss the process requirements before submitting DER and Aggregation information for enrollment into the Aggregation System. For eligibility details, please refer to the Aggregation Manual.</p>
Provisional DMNC	Boolean	<p>Indicates whether the DMNC test data is applied from the previous like-Capability Period to transfer from participation as a Special Case Resource (SCR) or standalone resource to a DER Aggregation type.</p> <p>An Aggregator with an Aggregation that may be eligible to utilize a provisional DMNC or SRT Transfer DMNC based on the Aggregation's composition should contact DER@nyiso.com to discuss the process requirements before submitting DER and Aggregation information for enrollment into the Aggregation System. For</p>

⁴ All Text values must adhere to the following acceptable characters list: a-zA-Z0-9 - '\ "# & () * , . / @ _

Attribute	Format	Description
		eligibility details, please refer to the Aggregation Manual.
Test Date	Date	Date of test execution Must align with applicable test windows as outlined in the ICAP Manual and ICAP Event Calendar.
Test Type	Selection	Indication of DMNC or EDL test. EDL test type should be used when submitting a full duration test for an Aggregation with a non-null EDL. Please refer to the Aggregation Manual and ICAP Manual for more information about Test Type requirements.
Start Date	Date	Intended commencement date of DMNC. Start Date must be greater than the current month and must always be the first day of the month.
Test Start HB	Integer	Hour Beginning of test
Test Duration	Integer	Total hours in test Please refer to the Aggregation Manual and ICAP Manual for more information about Test Duration requirements.
Electing to Time Stack	Boolean	Y/N – Please refer to the Aggregation Manual and ICAP Manual for more information about time stacking
End Date	Date	DMNC end effective date
Capability Period Type	Text	Summer or Winter
In/Out of Period	Text	Indication if test was performed in or out of the DMNC Test Period Please refer to the ICAP Event Calendar and ICAP Manual for more information about In and Out of Period Test Windows.
Aggregation Demonstrated Capability MW	MW	Demonstrated Capability provided upon submission of a DMNC test at the Aggregation level. Represents the average of the Aggregation Hourly Demonstrated Capability MW for all facilities within the Aggregation. This MW value must always contain only three (3) decimals.
Aggregation Pre-Test Rating MW	MW	Aggregation Post-Test Rating MW from a previously Approved DMNC Aggregation record for the prior like-season.

Attribute	Format	Description
		If there is no previous like-season Aggregation Post Test Rating MW, this value is null.
Aggregation Post-Test Rating MW	MW	Aggregation MW rating. Reflects temperature adjustment if applicable. If not temperature sensitive, this is equal to the Aggregation Demonstrated Capability MW. If temperature sensitive, this is equal to the average of the Aggregation Hourly Post Test Rating MW for all facilities in the Aggregation. This MW value must always contain only three (3) decimals.
DMNC Status	Text	Indicates current state of test data record (Submitted, Pending Review, Approved, Denied, Withdrawn, Replaced)
Reason	Text	Populated by NYISO when the DMNC test is being validated. Possible value: Waiting MMA Review
Created Date	Date/Time	Date of record creation
Created By	Text	User responsible for creation
Last Updated Date	Date/Time	Date that the record was last updated
Last Updated By	Text	Last user that updated the record
Aggregation Hourly Attributes (Repeated for Each Hour)		
Aggregation Test HB	Integer	Hour Beginning of applicable test hour
Aggregation Test Begin SOC MWh	MWh	State of Charge at test commencement for the applicable test hour Only applicable for ESR Aggregation types
Aggregation Test End SOC MWh	MWh	State of Charge at test termination for the applicable test hour Only applicable for ESR Aggregation types
Aggregation Total Storage Capability MWh	MWh	Capacity of storage for entire Aggregation Only applicable for ESR Aggregation types
Aggregation Hourly Demonstrated Capability MW	MW	Sum of the Facility Hourly Demonstrated Capability MW for all facilities within the Aggregation for the applicable test hour
Aggregation Hourly Post Test Rating MW	MW	Sum of the Facility Hourly Post Testing Rating MW for all facilities within the Aggregation for the applicable test hour
Facility Level Attributes		
Facility ID	Integer	Unique ID assigned to the individual DER facility
Facility Test Date	Date	Date of applicable test in which the facility participated

Attribute	Format	Description
Facility DMNC Start Date	Date	Start date of record applicability
Facility DMNC End Date	Date	End date of record applicability
Facility In/Out of Period	Text	Whether the performance record occurred in or out of period
Facility Capability Period Type	Text	Summer or Winter
Facility Hourly Level Attributes (Repeated for Each Hour)		
Facility ID	Integer	Unique ID assigned to the individual DER facility
Raw Test HB	Integer	Hour beginning of the applicable test hour. The Raw Test HB provided must be one of the Aggregation Test HB provided
Included in Time Stacking	Boolean	Whether the facility contributed to the Aggregation's time stacked capability. System populated based on MP Time Stacking Elections. Only applicable if Aggregation 'Electing to Time Stack = Y' Please refer to the Aggregation Manual and ICAP Manual for more information about time stacking
Time Stacking Test HB	Integer	System populated based on MP Time Stacking Elections. Raw Test HB that would like to be used when included in Time Stacking = Y. Used to identify which of the facility test hours are contributing to the Aggregation's time stacking capability.
Facility Test Begin SOC MWh	MWh	Facility State of Charge at test commencement for the applicable test hour Only applicable for facilities participating in ESR Aggregation types
Facility Test End SOC MWh	MWh	Facility State of Charge at test termination for the applicable test hour Only applicable for facilities participating in ESR Aggregation types
Facility Total Storage Capability MWh	MWh	Storage capacity applicable to the individual facility Only applicable for facilities participating in ESR Aggregation types

Attribute	Format	Description
Facility Temperature Sensitivity	Boolean	System populated based on whether the facility is temperature sensitive
Fuel Type at time of Test	Text	Fuel type used during the DMNC test
Primary Fuel (Y/N)	Boolean	Indicator as to whether the Fuel Type being used during the test is the primary fuel or not Only applicable for facilities participating in Generator Aggregation types
Cooling Equipment	Boolean	Indicator as to whether cooling equipment was being used during the test Only applicable for facilities participating in Generator Aggregation types
Facility Hourly Dry Bulb Temperature °F	Numeric Decimal <1>	Individual hour measurements during test Only applicable when 'Facility Temperature Sensitivity = Y'
Average Dry Bulb Temperature °F	Numeric Decimal <1>	Average measurement over duration of test Only applicable when 'Facility Temperature Sensitivity = Y'
Facility Hourly Wet Bulb Temperature °F	Numeric Decimal <1>	Individual hour measurements during test Only applicable when 'Facility Temperature Sensitivity = Y'
Average Wet Bulb Temperature °F	Numeric Decimal <1>	Average measurement over duration of test Only applicable when 'Facility Temperature Sensitivity = Y'
Facility Injection MW	MW	Injection capability demonstrated by the facility during the applicable test hour
Facility Demand Reduction MW	MW	Demand Reduction capability demonstrated by the facility during the applicable test hour
Facility Hourly Demonstrated Capability MW	MW	Individual hour performance for individual facility during test window. Equal to the sum of the Facility Injection MW and Facility Demand Reduction MW for the applicable test hour.
Facility Hourly Post-Test Rating MW	MW	Individual hour performance for individual facility during test window adjusted for temperature. If 'Facility Temperature Sensitivity = N' the Facility Hourly Post-Test Rating is equal to the Facility Hourly Demonstrated Capability MW for the applicable test hour.

Attribute	Format	Description
Facility Hourly Final DMNC MW	MW	<p>System populated based on time stacking elections.</p> <p>When Aggregation is Electing to Time stack='N', system populated as Facility Hourly Post-Test Rating MW</p> <p>When Aggregation is Electing to Time stack = 'Y', and Included in Time Stacking = 'Y', system populated as Facility Hourly Post-Test Rating MW that aligns with the Time Stacking HB</p> <p>When Aggregation is Electing to Time stack = 'Y', and Included in Time Stacking = 'N', system populated as Null</p>
Facility Time Stacking Elections		
<p>Where <n> represents the Aggregation Test duration. For example, an Aggregation submitting a 6-hour EDL test in which Electing to Time Stack = Y, will have Included in Time Stacking Hr 1-6 and Time Stacking Test HB 1-6 for each facility contributing to the Aggregation's time stacked capability.</p> <p>Note: Facilities that have Capacity = N are not allowed to submit Time Stacking Elections.</p>		
Facility ID	Integer	Unique ID assigned to the facility
Included in Time Stacking Hr <n>	Boolean	Indicates whether the facility contributes to the time stacked capability of an Aggregation for that particular hour
Time Stacking Test HB <n>	Integer	The Raw Test HB for that facility that is contributing to time stacked capability of the Aggregation for hour <n>

Appendix F – Asset Source ID Combinations

Asset Source ID	Asset Type	Source Type(s)	Source Fuel(s)	Response Type
101	Demand Reduction	Demand Reduction	Curtailement	C
102	Demand Reduction	Demand Reduction	Curtailement	B
103	Demand Reduction	Demand Reduction	Curtailement	I
104	Demand Reduction	Demand Reduction	Curtailement	G
201	Generator	Combined Cycle	Coal	
202	Generator	Combined Cycle	Butane	
203	Generator	Combined Cycle	Diesel	
204	Generator	Combined Cycle	Hydrogen	
205	Generator	Combined Cycle	Jet Fuel	
206	Generator	Combined Cycle	Kerosene	
207	Generator	Combined Cycle	Methane (Bio Gas)	
208	Generator	Combined Cycle	Natural Gas	
209	Generator	Combined Cycle	No. 2 Fuel Oil	
210	Generator	Combined Cycle	No. 4 Fuel Oil	
211	Generator	Combined Cycle	No. 6 Fuel Oil	
212	Generator	Combined Cycle	Other	
213	Generator	Combined Cycle	Propane	
214	Generator	Combined Cycle	Waste Heat	
215	Generator	Combined Cycle	Wood and/or Wood Waste	
216	Generator	Cogeneration	Butane	
217	Generator	Cogeneration	Coal	
218	Generator	Cogeneration	Diesel	
219	Generator	Cogeneration	Hydrogen	
220	Generator	Cogeneration	Jet Fuel	
221	Generator	Cogeneration	Kerosene	
222	Generator	Cogeneration	Methane (Bio Gas)	
223	Generator	Cogeneration	Natural Gas	
224	Generator	Cogeneration	No. 2 Fuel Oil	
225	Generator	Cogeneration	No. 4 Fuel Oil	
226	Generator	Cogeneration	No. 6 Fuel Oil	
227	Generator	Cogeneration	Other	
228	Generator	Cogeneration	Propane	
229	Generator	Cogeneration	Refuse	
230	Generator	Cogeneration	Waste Heat	
231	Generator	Cogeneration	Wood and/or Wood Waste	
232	Generator	Combustion Turbine	Butane	

Asset Source ID	Asset Type	Source Type(s)	Source Fuel(s)	Response Type
233	Generator	Combustion Turbine	Diesel	
234	Generator	Combustion Turbine	No. 6 Fuel Oil	
235	Generator	Combustion Turbine	Jet Fuel	
236	Generator	Combustion Turbine	Kerosene	
237	Generator	Combustion Turbine	Methane (Bio Gas)	
238	Generator	Combustion Turbine	Natural Gas	
239	Generator	Combustion Turbine	No. 2 Fuel Oil	
240	Generator	Combustion Turbine	No. 4 Fuel Oil	
242	Generator	Combustion Turbine	Propane	
243	Generator	Combustion Turbine	Coal	
244	Generator	Combustion Turbine	Waste Heat	
245	Generator	Fuel Cell	Hydrogen	
246	Generator	Conventional Hydro	Water	
247	Generator	Internal Combustion	Butane	
248	Generator	Internal Combustion	Diesel	
250	Generator	Internal Combustion	Jet Fuel	
251	Generator	Internal Combustion	Kerosene	
252	Generator	Internal Combustion	Methane (Bio Gas)	
253	Generator	Internal Combustion	Natural Gas	
254	Generator	Internal Combustion	No. 2 Fuel Oil	
255	Generator	Internal Combustion	No. 4 Fuel Oil	
256	Generator	Internal Combustion	No. 6 Fuel Oil	
258	Generator	Internal Combustion	Propane	
259	Generator	Internal Combustion	Wood and/or Wood Waste	
260	Generator	Jet Engine	Butane	
261	Generator	Jet Engine	Diesel	
262	Generator	Jet Engine	Jet Fuel	
263	Generator	Jet Engine	Kerosene	
264	Generator	Jet Engine	Methane (Bio Gas)	
265	Generator	Jet Engine	Natural Gas	
266	Generator	Jet Engine	No. 2 Fuel Oil	
267	Generator	Jet Engine	No. 4 Fuel Oil	
268	Generator	Jet Engine	No. 6 Fuel Oil	
269	Generator	Jet Engine	Other	
270	Generator	Jet Engine	Propane	
271	Generator	Steam Turbine	Refuse	
272	Generator	Steam Turbine	Wood and/or Wood Waste	
273	Generator	Steam (BWR Nuclear)	Uranium	
274	Generator	Steam (PWR Nuclear)	Uranium	
275	Generator	Steam Turbine	Butane	

Asset Source ID	Asset Type	Source Type(s)	Source Fuel(s)	Response Type
276	Generator	Steam Turbine	Coal	
277	Generator	Steam Turbine	Diesel	
278	Generator	Steam Turbine	Jet Fuel	
279	Generator	Steam Turbine	Kerosene	
280	Generator	Steam Turbine	Methane (Bio Gas)	
281	Generator	Steam Turbine	Natural Gas	
282	Generator	Steam Turbine	No. 2 Fuel Oil	
283	Generator	Steam Turbine	No. 4 Fuel Oil	
284	Generator	Steam Turbine	No. 6 Fuel Oil	
286	Generator	Steam Turbine	Propane	
287	Generator	Steam Turbine	Waste Heat	
301	Energy Storage	Energy Storage	Battery	
302	Energy Storage	Pumped Storage Hydro	Water	
303	Energy Storage	Fly Wheel	Fly Wheel	
401	Solar	Photovoltaic	Sunlight	
501	Wind	Wind Turbine	Wind	
601	Landfill Gas	Combustion Turbine	Methane (Bio Gas)	
602	Landfill Gas	Internal Combustion	Methane (Bio Gas)	
603	Landfill Gas	Steam Turbine	Methane (Bio Gas)	

Appendix G - Transmission Owner (TO), Distribution Utility (DU) and Meter Services Entities (MSEs) Short Names.

Entity Type	Short Name	Name
TO	CHG&E	Metering Authority - Central Hudson Gas and Electric
TO	CONED	Metering Authority - Consolidated Edison of NY
TO	LIPA	Metering Authority - Long Island Power Authority
TO	NYPA	Metering Authority - New York Power Authority
TO	NYSEG	Metering Authority - New York State Electric and Gas
TO	NG	Metering Authority - Niagara Mohawk
TO	O&R	Metering Authority - Orange and Rockland Utilities
TO	RG&E	Metering Authority - Rochester Gas and Electric
DU	D-CHG	Central Hudson Gas and Electric
DU	D-CEC	Consolidated Edison of NY
DU	D-LIP	Long Island Power Authority
DU	D-NYP	New York Power Authority
DU	D-NYS	New York State Electric and Gas
DU	D-NG	Niagara Mohawk
DU	D-ORU	Orange and Rockland Utilities
DU	D-RGE	Rochester Gas and Electric
MSE	To find Approved MSEs, access the NYISO.com website for Billing and Settlements: <ul style="list-style-type: none"> Go to Billing & Settlements Select Meter Services Administration Find the Approved Meter Services Entities document The MSE Short Name is listed in the document under 'MIS Abbreviation' 	