



June 14, 2019

By Electronic Filing

The Honorable Kimberly D. Bose
Secretary
Federal Energy Regulatory Commission
888 First Street, N.E.
Washington, D.C. 20426

Re: Informational Filing of Niagara Mohawk Power Corporation of the Annual Update to the Formula Transmission Service Charge Under the NYISO Open Access Transmission Tariff - Docket No. ER08-552-000

Dear Secretary Bose:

Pursuant to the comprehensive Settlement Agreement and Offer of Settlement (“2009 Settlement”) approved by the Commission on July 22, 2009 in the above referenced docket, Niagara Mohawk Power Corporation d/b/a National Grid (“National Grid” or “Company”) hereby submits for informational purposes its Annual Update of certain components of its Transmission Service Charge (“TSC”) formula rate, which sets National Grid’s Wholesale TSC under the New York Independent System Operator Open Access Transmission Tariff (“NYISO OATT”).¹ The enclosed filing letter and supporting materials identify the updated inputs to the TSC formula rate that will be implemented as part of the Annual Update effective as of July 1, 2019 (the, “2019 Annual Update”).

I. Background

On February 11, 2008, as supplemented on May 30, 2008, National Grid submitted a filing under Section 205 of the Federal Power Act to replace its stated TSC rates in Attachment H to the NYISO OATT with formula TSC rates to become effective May 1, 2008. On July 29, 2008, the Commission accepted and suspended the proposed formula rates, to become effective October 1, 2008, subject to refund, and established hearing and settlement judge procedures.²

¹ Capitalized terms used but not defined in this filing are intended to have the meanings given to such terms in the Settlement Agreement and Offer of Settlement, including Attachment H of the NYISO OATT, filed with the Commission in this proceeding on April 6, 2009.

² *Niagara Mohawk Power Corp.*, Order Accepting and Suspending Formula Rate Subject to Refund and Establishing Hearing and Settlement Judge Procedures, 124 FERC ¶ 61,106 (2008)(“July 29 Order”). Certain Settling Parties requested rehearing of aspects of the July 29 Order. On February 25, 2009, the Commission issued an Order that denied rehearing in part and granted rehearing in part. 126 FERC ¶ 61,173 (2009).

On April 6, 2009, National Grid on behalf of the Settling Parties³ filed the 2009 Settlement intended to resolve all issues set for hearing in this proceeding. Among other things, the 2009 Settlement set forth the terms of a formula rate for the calculation of National Grid's TSC under the NYISO OATT (the "Settlement TSC Formula Rate"), as well as procedures for the annual adjustment of certain inputs to the formula rate. On April 8, 2009, the Commission's Chief Administrative Law Judge granted National Grid's motion for interim rate relief and allowed the 2009 Settlement TSC to be implemented on an interim basis effective as of January 1, 2009 ("Settlement Effective Date") pending approval by the Commission. In a letter order issued June 22, 2009, the Commission approved the 2009 Settlement⁴ and on July 24, 2009, National Grid issued required refunds to customers.

In accordance with the 2009 Settlement, National Grid is directed to calculate each year new values for the Revenue Requirements ("RR"), control center costs ("CCC") and billing units ("BU") components of the Settlement TSC Formula Rate based on updated Data Inputs. National Grid is further directed to prepare an Annual Update that reflects the revised Data Inputs, the resulting RR, CCC, and BU components, and certain supporting information. According to Section 14.1.9.4 of Attachment H to the NYISO OATT, National Grid is directed on or before June 14th of each year to (1) post the Annual Update on the NYISO's website, (2) submit the Annual Update to the Commission as an informational filing requiring no action by the Commission, and (3) serve the Annual Update electronically on all Interested Parties.

In 2012, the New York Association of Public Power and the Municipal Electric Utilities Association filed Complaints at the Commission against the Company, seeking *inter alia*, to have the base Return on Equity ("ROE") used in calculating rates for transmission service reflected in National Grid's Transmission Service Charge ("TSC") of 11.5% (inclusive of incentive adders) lowered. The Commission ordered the parties to participate in settlement procedures and the parties subsequently agreed to settle the Complaints by reducing the ROE from 11.5% to 10.3%, inclusive of any incentive adders, from November 2, 2012 forward. The Commission approved the settlement agreement on May 13, 2015.

On April 7, 2017, the Commission issued an order accepting the Company-submitted modifications to its TSC formula rate (the "Formula Rate") set forth in Attachment H to the NYISO OATT. The proposed revisions primarily added the calculation of transmission-related Accumulated Deferred Income Taxes ("ADIT") related to accelerated depreciation within the forecast component of the Formula Rate to incorporate the proration methodology of the Internal Revenue Service's ("IRS") regulations in the calculation of the Company's projected test year revenue requirement. The revisions went into effect starting April 1, 2017 and were first reflected in the 2017 Annual Update.

³ The signatories consist of National Grid and the following entities: Allegheny Electric Cooperative, Inc., the City of Cleveland, Ohio, Multiple Intervenors, Municipal Electric Utilities Association, New York Association of Public Power, New York Municipal Power Agency, New York State Electric & Gas Corporation, and Rochester Gas & Electric Corporation ("Settling Parties").

⁴ See *Niagara Mohawk Power Corp.*, 127 FERC ¶ 61,289 (2009).

On March 15, 2018, FERC initiated multiple proceedings intended to adjust FERC-jurisdictional rates to reflect the corporate tax changes as a result of the passage of the Tax Cuts and Jobs Act of 2017 (“Tax Act”). Of the proceedings initiated relevant to the Company is the Notice of Inquiry “NOI” seeking comments on the effects of the Tax Cuts and Jobs Act on all Commission-jurisdiction rates and a Notice of Proposed Rulemaking (NOPR) issued as a result of the NOI. In response to the FERC NOI, the Company had made recommendations designed to mitigate the cash flow impacts of the expected refunds including providing flexibility regarding the methods used to refund ADIT to customers and providing flexibility regarding the time period of the flow back. Comments on the NOPR were due on January 22nd. The Company is awaiting a final rule from FERC.

On October 17, 2018, the Company filed at FERC updates to the depreciation rates set forth in Attachment H to the NYISO OATT regarding Niagara Mohawk’s Wholesale Transmission Service Charge formula rate. By letter order issued December 4, 2018, the Commission accepted the filing effective April 1, 2018, as requested by Niagara Mohawk, subject to a requirement to submit a compliance filing by January 3, 2019 to add Niagara Mohawk’s depreciation and amortization rates for General Plant, Common Plant, and Intangible Plant to the Wholesale TSC formula rate. The Company made a filing on December 20, 2019 in compliance with the Commission’s December 4 order. On February 26, 2019, FERC issued a letter order accepting the Company’s December 20 compliance filing. The approved depreciation rates took effect April 1, 2018, the same date that the state jurisdictional depreciation rates were approved to become effective by the New York Public Service Commission. The revenue requirement revisions are included in this annual update.

II. Charges Resulting from the Annual Update

The 2019 Annual Update, calculated in accordance with Section 3.4 of the 2009 Settlement and Attachment H, Section 14.1.9. of the NYISO OATT, results in a TSC rate of \$11.33 per Megawatt-hour (“MWh”) for the Update Year beginning July 1, 2019. This is a decrease of \$0.69 per MWh as shown on Attachment 1, Schedule 4, of the Excel spreadsheet provided in Attachment A to this filing. The decrease can be attributed to an overall decrease in the RR component of (\$2.19) million partially offset by a \$0.2 million increase in the CCC component.

The (\$2.19) million decrease in the RR component results from a change of (\$32.78) million (Schedule 4, line 2, column (c) less Schedule 4, line 1, column (c)) related to the change in the Annual True-Up portion of the RR component, partially offset by an increase of \$14.27 million when comparing the actual data for 2018 (Schedule 4, line 2, column (a)) to the full year forecast for 2018 (Schedule 4, line 1, columns (a) and (b)), and an increase of \$16.32 million is due to the 2019 forecast (Schedule 4, line 2, column (b)).

The decrease in the Annual True-Up portion of the RR component of (\$32.78) million is mainly driven by the Annual Billing Units True-Up portion of the RR, which is calculated in Schedule 3. The 2018 Billing Unit true-up is (\$23.69) million due to a 6% increase in billing units. The prior year’s Annual Billing Units True-Up was \$15.95 million; this results in a variance of

(\$39.64) million. This is partially offset by the \$7.22M variance between the 2018 and 2017 true up on the TRR component.

The 2018 Historical Revenue Requirement does not include any billing adjustments.

In accordance with the terms of the 2009 Settlement, a copy of the 2019 Annual Update has been posted on the NYISO Internet website and may be found at the following URL address:

http://www.nyiso.com/public/markets_operations/market_data/miscellaneous/index.jsp?docs=national-grid-tsc-materials.

III. Notice of Annual Meeting

In accordance with Attachment H, Section 14.1.9.4.2.2 of the NYISO OATT, National Grid will hold an annual meeting to present and explain the Annual Update and respond to any questions. This meeting is open to all Interested Parties. This filing serves as notice that the meeting will be held on July 9, 2019 starting at 10:00 a.m. at the National Grid offices at One MetroTech Center, Brooklyn, NY, 11201, Conference Room 2-04A-2nd floor. We request that any persons planning to attend the meeting notify Tiffany Forsyth of their intent to attend by sending an E-mailing to the following address: Tiffany.Forsyth@nationalgrid.com.

IV. Attachments and Additional Supporting Information

The following supporting information has been provided and is enclosed herewith:

- This Transmittal Letter;
- Attachment A – Calculation of the Annual Update, in a workable Excel file, including schedules and workpapers, calculated in accordance with Attachment E to the 2009 Settlement;
- Attachment B – Monthly Transmission Owner Load (TOL) and Station Service reports for the 12 months of December 2017 through November 2018 in PDF and excel format, redacted to protect the confidentiality of each entity pursuant to Attachment H, Section 14.1.9.4.1.3.2 of the NYISO OATT. The summary TOL data in a workable Excel file are provided as Work paper 13 to Attachment A;
- Attachment C – A statement of Material Accounting Changes pursuant to Attachment H, Section 14.1.9.4.1.3.3 of the NYISO OATT;
- Attachment D – A statement providing a description of, and workpapers for, any correction of any error affecting the calculation of charges under the Formula Rate during the prior year, pursuant to Attachment H, Section 14.1.9.4.1.3.8 of the NYISO OATT;
- Attachment E – A list of the email addresses of Interested Parties upon which this Annual Update was served;

The Honorable Kimberly D. Bose, Secretary
Page 5

Thank you for your attention to this matter. Please contact me if you have any questions concerning this informational filing.

Respectfully submitted,

/s/ Patrick J. Tarmey

Patrick J. Tarmey, Esq.
Counsel for National Grid
c/o National Grid
40 Sylvan Road
Waltham, MA 02451
(781) 907-2190
Patrick.tarmey@nationalgrid.com
On behalf of National Grid

Attachments

Cc: James G. Holodak Jr., National Grid
Patrick Tarmey, National Grid
Kathryn Cox-Arslan, National Grid
Tiffany Forsyth, National Grid
Joseph Buccheri, National Grid

Attachment A

Calculation of the 2019 Annual Update

Table of Contents

Attachment 1 to Attachment H

Schedules

Historical Transmission Revenue Requirement	Schedule 1
Forecasted Transmission Revenue Requirement	Schedule 2
Annual True-up with Interest Calculation	Schedule 3
Year to Year Comparison	Schedule 4
Allocators	Schedule 5
Transmission Investment Base (Part 1 of 2)	Schedule 6 Page 1 of 2
Transmission Investment Base (Part 1 of 2)	Schedule 6 Page 2 of 2
Transmission Investment Base (Part 2 of 2)	Schedule 7
Capital Structure	Schedule 8
Expenses	Schedule 9
Other	Schedule 10
System Dispatch Expense - Component CCC	Schedule 11
Billing Units - Component BU	Schedule 12
ADIT Proration	Schedule 13

Informational Filing - Workpapers

Meters	Work paper 1
Deferred Taxes	Work paper 2
Employee Pensions and Benefits	Work paper 3 Page 1 of 4
FAS 87	Work paper 3 Page 2 of 4
FAS 106	Work paper 3 Page 3 of 4
Transparency worksheet	Work paper 3 Page 4 of 4
Bad Debt Expense	Work paper 4
Revenue Credits	Work paper 5
Debt Cost	Work paper 6
Rents	Work paper 7
Forecasted Plant	Work paper 8
Mid Year Trend Adjustment	Work paper 9
Schedule of RSS costs	Work paper 9A
Plant Held for Future Use	Work paper 10
Environmental Expense	Work paper 11
Research and Development Expense	Work paper 12
BU Workpaper	Work paper 13 Page 1 of 3
BU Workpaper	Work paper 13 Page 2 of 3
BU Workpaper	Work paper 13 Page 3 of 3
BU Reconcile	Work paper 14
NYPSC §18-a Assessments	Work paper 15
Summary of Billing Adjustments	Work paper 16

Niagara Mohawk Power Corporation
 Calculation of RR Pursuant to Attachment H, Section 14.1.9.2

Attachment 1
 Schedule 1

Shading denotes an input

2018

Calculation of RR

14.1.9.2 The RR component shall equal the (a) Historical Transmission Revenue Requirement plus (b) the Forecasted Transmission Revenue Requirement plus (c) the Annual True-Up, determined in accordance with the formula below.

Historical Transmission Revenue Requirement (Historical TRR)

Line No.		Reference Section:	2018	
1	Historical Transmission Revenue Requirement (Historical TRR)			
2				
3	14.1.9.2 (a) Historical TRR shall equal the sum of NMPC's (A) Return and Associated Income Taxes, (B) Transmission Related Depreciation Expense, (C)			
4	Transmission Related Real Estate Tax Expense, (D) Transmission Related Amortization of Investment Tax Credits,			
5	(E) Transmission Operation and Maintenance Expense, (F) Transmission Related Administrative and General Expenses, (G) Transmission			
6	Related Payroll Tax Expense, (H) Billing Adjustments, and (I) Transmission Related Bad Debt Expense less			
7	(J) Revenue Credits, and (K) Transmission Rents, all determined for the most recently ended calendar year as of the beginning of the update year.			
8				
9				
10	Return and Associated Income Taxes	(A)	\$187,252,697	Schedule 8, Line 64
11	Transmission-Related Depreciation Expense	(B)	\$67,449,520	Schedule 9, Line 6, column 5
12	Transmission-Related Real Estate Taxes	(C)	\$57,462,155	Schedule 9, Line 12, column 5
13	Transmission - Related Investment Tax Credit	(D)	(\$214,195)	Schedule 9, Line 16, column 5 times minus 1
14	Transmission Operation & Maintenance Expense	(E)	\$70,866,002	Schedule 9, Line 23, column 5
15	Transmission Related Administrative & General Expense	(F)	\$48,252,860	Schedule 9, Line 38, column 5
16	Transmission Related Payroll Tax Expense	(G)	\$2,590,940	Schedule 9, Line 44, column 5
17	Sub-Total (sum of Lines 10 - Line 16)		\$433,659,978	
18				
19	Billing Adjustments	(H)	\$0	Schedule 10, Lines 1
20	Bad Debt Expenses	(I)	\$0	Schedule 10, Lines 4
21	Revenue Credits	(J)	(\$21,304,264)	Schedule 10, Line 7
22	Transmission Rents	(K)	(\$1,998,670)	Schedule 10, Line 14
23				
24	Total Historical Transmission Revenue Requirement (Sum of Line 17 - Line 22)		\$410,357,045	

Shading denotes an input

2019

Line No.	Period	Reference	Source
1	14.1.9.2 (b)	FORECASTED TRANSMISSION REVENUE REQUIREMENTS	
2		Forecasted TRR shall equal (1) the Forecasted Transmission Plant Additions (FTPA) multiplied by the Adjusted Annual FTRRF (AFTRRF), plus (2) Forecasted ADIT Adjustment (FADITA), plus (3) the Mid-Year Trend Adjustment (MYTA), less (4) Transmission Support Payments (TSP), plus (5) the Tax Rate Adjustment (TRA), less (6) Other Billing Adjustments (OBA) as shown in the following formula:	
3			
4			
5		Forecasted TRR = (FTPA * AFTRRF) + FADITA + MYTA - TSP + TRA - OBA	
6			
7			
8			
9			
10		(1) FORECASTED TRANSMISSION PLANT ADDITIONS (FTPA)	\$135,816,471 Workpaper 8, Section I, Line 16
11		Adjusted Annual Transmission Revenue Requirement Factor (AFTRRF)	10.64% Line 78
12		Sub-Total (Lines 10*11)	\$14,453,008
13			
14		(2) FORECASTED ADIT ADJUSTMENT (FADITA)	
15		The Forecasted ADIT Adjustment (FADITA) shall equal the Forecasted ADIT (FADIT) multiplied by the Cost of Capital Rate, where:	
16			
17		Forecasted ADIT(FADIT) shall equal the projected change in Accumulated Deferred Income Taxes from the most recently	
18			
19		concluded calendar year related to accelerated depreciation and associated with Transmission Plant for the	
20			
21		Forecasted Period calculated in accordance with Treasury regulation Section 1.167(1)-1(h)(6).	
22		Forecasted ADIT (FADIT)	(\$4,618,500) Schedule 13, Line 24
23		Cost of Capital Rate	9.1817% Schedule 8, Line 62
24		Forecasted ADIT Adjustment (FADITA)	(\$424,057) Line 22 * Line 23
25			
26		(3) MID YEAR TREND ADJUSTMENT (MYTA)	
27		The Mid-Year Trend Adjustment shall be the difference, whether positive or negative, between	
28		i) the Historical TRR Component (E) excluding Transmission Support Payments, based on actual data for the first and (ii) the Historical TRR Component (E) excluding Transmission Support Payments, based on data for the first three months of the year prior to the Forecast Period.	
29			
30			
31		Plus Mid-Year Trend Adjustment (MYTA)	\$2,290,046 Workpaper 9, line 32, variance column
32			
33		(4) TRANSMISSION SUPPORT PAYMENTS (TSP)	
34		Less Impact of Transmission Support Payments on Historical Transmission Revenue Requirement	\$0 Workpaper 9A
35		Less: Other Billing Adjustments - Dunkirk Settlement ER14-543-000	\$0 Schedule 10
36			
37		(5) TAX RATE ADJUSTMENT (TRA)	
38		The Tax Rate Adjustment shall be the amount, if any, required to adjust Historical TRR Component (A) for any change in the Federal Income Tax Rate	
39		and/or the State Income Tax Rate that takes effect during the first five months of the Forecast Period.	
40			
41		Tax Rate Adjustment (TRA)	\$0
42			
43		(6) OTHER BILLING ADJUSTMENTS (OBA)	
44		Other Billing Adjustments shall equal any amounts related to the HTRR calculation that are required to be adjusted in the current year's FTRR to remove the impact on the Update Year	
45			
46			
47		Other Billing Adjustments (OBA)	\$0 Schedule 10, Line 1
48			
49		Forecasted Transmission Revenue Requirement (Line 12 + Line 24 + Line 31 - Line 34 - Line 35 + Line 41 - Line 47)	16,318,997
50			
51	14.1.9.2 (c)	ADJUSTED ANNUAL FORECAST TRANSMISSION REVENUE REQUIREMENT FACTOR	
52		Adjusted Annual Forecast Transmission Revenue Requirement Factor (AFTRRF) shall equal the difference between the Annual Forecast	
53		Transmission Revenue Requirement Factor (FTRRF) and the quotient of (1) Cost of Capital Rate multiplied by the Transmission Related	
54		Accumulated Deferred Taxes less Accumulated Deferred Inv. Tax Cr (255) for the most recently concluded calendar year,	
55		and (ii) the year-end Transmission Plant in Service determined in accordance with Section 14.1.9.2 (a), component (A)1(a).	
56			
57			
58		The Annual Forecast Transmission Revenue Requirement Factor (Annual FTRRF) shall equal the sum of Historical TRR components (A) through (C),	
59		divided by the year-end balance of Transmission Plant in Service determined in accordance with Section 14.1.9.2 (a), component (A)1(a).	
60			
61		Derivation of Annual Forecast Transmission Revenue Requirement Factor (FTRRF)	
62		Investment Return and Income Taxes	(A) \$187,252,697 Schedule 1, Line 10
63		Depreciation Expense	(B) \$67,449,520 Schedule 1, Line 11
64		Property Tax Expense	(C) \$57,462,155 Schedule 1, Line 12
65		Total Expenses (Lines 62 thru 64)	\$312,164,372
66		Transmission Plant	(a) \$3,178,058,551 Schedule 6, Page 1, Line 12
67		Annual Forecast Transmission Revenue Requirement Factor (Lines 65 / Line 66)	9.82%
68			
69		Adjustment to FTRRF to reflect removal of ADIT that is subject to normalization	
70		Transmission Related ADIT Balance at year-end	(\$287,027,810) Schedule 7, Line 6, Column L
71		Less: Accumulated Deferred Inv. Tax Cr (255)	(\$3,517,905) Schedule 7, Line 5, Column L
72		Net Transmission ADIT Balance at year-end	(\$283,509,905) Line 70 - Line 71
73		Cost of Capital Rate	9.1817% Schedule 8, Line 62
74		Total Return and Income Taxes Associated with ADIT Balance at year-end	(\$26,031,029) Line 72 * Line 73
75			
76		Annual Forecast Transmission Revenue Requirement Factor (FTRRF)	9.82% Line 67
77		Less: Incremental Annual Forecast Transmission Revenue Requirement Factor Adjustment for ADIT	-0.82% Line 74 / Line 66
78		Adjusted Annual Forecast Transmission Revenue Requirement Factor (AFTRRF)	10.64% Line 76 - Line 77

Niagara Mohawk Power Corporation
Wholesale TSC Calculation Information

Shading denotes an input

Line No.	Description	(a) Historical Transmission Revenue Requirement (Historical TRR)	(b) Forecasted Transmission Revenue Requirement	(c) Annual True Up	(d) Revenue Requirement (RR)	(e) Scheduling System Control and Dispatch Costs (CCC)	(f) Annual Billing Units (BU) MWh	(g) Rate \$/MWh (*)
1	Current Year Rates Effective July 1, 2018	414,920,432	(18,837,106)	23,282,938	419,366,264	6,008,811	35,384,910	12.02137
2	Current Year Rates Effective July 1, 2019	410,357,045	16,318,997	(9,497,842)	417,178,200	6,189,585	37,355,498	11.33348
3	Increase/(Decrease)				(2,188,064)	180,774	1,970,588	(0.6879)
4	Percentage Increase/(Decrease)							-5.72%
1.)	Information directly from Niagara Mohawk Prior Year Informational Filing.							
2.)								
(a)	Schedule 1, Line 24							
(b)	Schedule 2, Line 49							
(c)	Schedule 3, Line 28							
(d)	Attachment H, Section 14.1.9.2 The RR Component shall equal Col (a) Historical Transmission Revenue Requirement plus (b) the Forecasted Transmission Revenue Requirement which shall exclude Transmission Support Payments, plus Col (c) the Annual True-Up							
(e)	Schedule 11, Line 21 - Annual Scheduling, System Control and Dispatch Costs. (i.e. the Transmission Component of control center costs) as recorded in FERC Account 561 and its associated sub-accounts from the prior calendar year excluding any NY Independent System Operating (NYISO) system control and load dispatch expenses already recovered under Schedule 1 of the NYISO Tariff.							
(f)	Schedule 12, Line 17 - Billing Units shall be the total Niagara Mohawk load as reported to the NYISO for the calendar year prior to the Forecast Period, including the load for customers taking service under Niagara Mohawk's TSC rate. The total Niagara Mohawk load will be adjusted to exclude (i) load associated with wholesale transactions being revenue credited through the WR, CRR, SR, ECR, and Reserved components of Attachment H of the NYISO TSC rate including Niagara Mohawk's external sales, load associated with grandfathered OATT agreements, and any load related to pre-OATT grandfathered agreements; (ii) load associated with transactions being revenue credited under Historical TRR Component J; and (iii) load associated with netted station service.							
(g)	$(\text{Col (d) + Col (e)}) / \text{Col (f)}$							
(*)	The rate column represents the unit rate prior to adjustments; the actual rate will be determined pursuant to the applicable TSC formula rate.							

Niagara Mohawk Power Corporation
Allocation Factors - As calculated pursuant to Section 14.1.9.1

Attachment 1
Schedule 5

Shading denotes an input		2018		
Line No.	Description	Amount	Source	Definition
1	14.1.9.1.1. <u>Electric Wages and Salaries Factor</u>	83.50%		Fixed per settlement Docket ER08-552
2				
3	14.1.9.1.3. <u>Transmission Wages and Salaries Allocation Factor</u>	13.00%		Fixed per settlement Docket ER08-552
4				
5				
6				
7				
8	14.1.9.1.2. <u>Gross Transmission Plant Allocation Factor</u>			
9	Transmission Plant in Service	\$3,178,058,551	Schedule 6, Page 2, Line 3, Col 5	Gross Transmission Plant Allocation Factor shall equal the total investment in
10	Plus: Transmission Related General	\$39,274,231	Schedule 6, Page 2, Line 5, Col 5	Transmission Plant in Service, Transmission Related Electric General Plant,
11	Plus: Transmission Related Common	\$29,899,815	Schedule 6, Page 2, Line 10, Col 5	Transmission Related Common Plant and Transmission Related
12	Plus: Transmission Related Intangible Plant	\$991,521	Schedule 6, Page 2, Line 15, Col 5	Intangible Plant
13	Gross Transmission Investment	\$3,248,224,119	Sum of Lines 9 - 13	divided by Total Electric Plant plus Electric Common Plant.
14				
15	Total Electric Plant	\$9,806,610,376	FF1 207.104g	
16	Plus: Electric Common	\$229,998,579	Schedule 6, Page 2, Line 10, Col 3	
17	Gross Electric Plant in Service	\$10,036,608,955	Line 15 + Line 16	
18				
19	Percent Allocation	32.36%	Line 13 / Line 17	
20				
21	14.1.9.1.4. <u>Gross Electric Plant Allocation Factor</u>			
22				
23	Total Electric Plant in Service	\$9,806,610,376	Line 15	Gross Electric Plant Allocation Factor shall equal
24	Plus: Electric Common Plant	\$229,998,579	Schedule 6, Page 2, Line 10, Col 3	Gross Electric Plant divided by the sum of Total Gas Plant,
25	Gross Electric Plant in Service	\$10,036,608,955	Line 23 + Line 24	Total Electric Plant, and Total Common Plant
26				
27	Total Gas Plant in Service	\$2,482,538,706	FF1 201.8d	
28	Total Electric Plant in Service	\$9,806,610,376	Line 15	
29	Total Common Plant in Service	\$275,447,400	Schedule 6, Page 2, Line 10, Col 1	
30	Gross Plant in Service (Gas & Electric)	\$12,564,596,482	Sum of Lines 27-Lines 29	
31				
32	Percent Allocation	79.88%	Line 25 / Line 30	

Niagara Mohawk Power Corporation
Annual Revenue Requirements of Transmission Facilities
Transmission Investment Base (Part 1 of 2)
Attachment H, section 14.1.9.2

Line No.	Description	Reference Section:	2019	Reference
1	14.1.9.2 (a) <u>Transmission Investment Base</u>			
2				
3	A.1. Transmission Investment Base shall be defined as (a) Transmission Plant in Service, plus (b) Transmission Related Electric General Plant, plus			
4	(c) Transmission Related Common Plant, plus (d) Transmission Related Intangible Plant, plus (e) Transmission Related Plant Held for Future Use, less			
5	(f) Transmission Related Depreciation Reserve, less (g) Transmission Related Accumulated Deferred Taxes, plus (h) Transmission Related			
6	Regulatory Assets net of Regulatory Liabilities, plus (i) Transmission Related Prepayments, plus (j) Transmission Related Materials and Supplies,			
7	plus (k) Transmission Related Cash Working Capital.			
8				
9				
10				
11				
12	Transmission Plant in Service	(a)	\$3,178,058,551	Schedule 6, page 2, line 3, column 5
13	General Plant	(b)	\$39,274,231	Schedule 6, page 2, line 5, column 5
14	Common Plant	(c)	\$29,899,815	Schedule 6, page 2, line 10, column 5
15	Intangible Plant	(d)	\$991,521	Schedule 6, page 2, line 15, column 5
16	Plant Held For Future Use	(e)	\$0	Schedule 6, page 2, line 19, column 5
17	Total Plant (Sum of Line 12 - Line 16)		<u>\$3,248,224,119</u>	
18				
19	Accumulated Depreciation	(f)	(\$687,737,775)	Schedule 6, page 2, line 29, column 5
20	Accumulated Deferred Income Taxes	(g)	(\$287,027,810)	Schedule 7, line 6, column 5
21	Other Regulatory Assets	(h)	(\$265,401,892)	Schedule 7, line 11, column 5
22	Net Investment (Sum of Line 17 -Line 21)		<u>\$2,008,056,641</u>	
23				
24	Prepayments	(i)	\$9,553,413	Schedule 7, line 15, column 5
25	Materials & Supplies	(j)	\$12,943,759	Schedule 7, line 21, column 5
26	Cash Working Capital	(k)	<u>\$8,858,250</u>	Schedule 7, line 28, column 5
27				
28	Total Investment Base (Sum of Line 22 - Line 26)		\$2,039,412,063	

Shading denotes an input

		2018						
		(1)	(2)	(3) = (1)*(2)	(4)	(5) = (3)*(4)		
Line No.		Total	Allocation Factor	Electric Allocated	Allocation Factor	Transmission Allocated	FERC Form 1/PSC Report Reference for col (1)	Definition
1	<u>Transmission Plant</u>					\$3,177,956,447	FF1 207.58g	14.1.9.2(a)A.1.(a)
2	Wholesale Meter Plant					\$102,104	Workpaper 1	
3	Total Transmission Plant in Service (Line 1+ Line 2)					\$3,178,058,551		Transmission Plant in Service shall equal the balance of total investment in Transmission Plant plus Wholesale Metering Investment
4								
5	<u>General Plant</u>	\$302,109,473	100.00%	\$302,109,473	13.00% (c)	\$39,274,231	FF1 207.99g	14.1.9.2(a)A.1.(b)
6								Transmission Related Electric General Plant shall equal the balance of investment in Electric General Plant multiplied by the Transmission Wages and Salaries Allocation Factor
7								
8								
9								
10	<u>Common Plant</u>	\$275,447,400	83.50% (a)	\$229,998,579	13.00% (c)	\$29,899,815	FF1 201.8h	14.1.9.2(a)A.1.(c)
11								Transmission Related Common Plant shall equal Common Plant multiplied by the Electric Wages and Salaries Allocation Factor and further multiplied by the Transmission Wages and Salaries Allocation Factor.
12								
13								
14								
15	<u>Intangible Plant</u>	\$7,627,081	100.00%	7,627,081	13.00% (c)	\$991,521	FF1 205.5g	14.1.9.2(a)A.1.(d)
16								Transmission Related Intangible Plant shall equal Intangible Electric Plant multiplied by the Transmission Wages and Salaries Allocation Factor.
17								
18								
19	<u>Transmission Plant Held for Future Use</u>	\$0				\$0	Workpaper 10	14.1.9.2(a)A.1.(e)
20								Transmission Related Plant Held for Future Use shall equal the balance in Plant Held for Future Use associated with property planned to be used for transmission service within five years
21								
22								
23	<u>Transmission Accumulated Depreciation</u>							
24	Transmission Accumulated Depreciation	(\$652,081,061)				(\$652,081,061)	FF1 219.25b	14.1.9.2(a)A.1.(f)
25	General Plant Accumulated Depreciation	(\$191,227,453)	100.00%	(\$191,227,453)	13.00% (c)	(\$24,859,569)	FF1 219.28b	
26	Common Plant Accumulated Depreciation	(\$94,099,687)	83.50% (a)	(\$78,573,239)	13.00% (c)	(\$10,214,521)	FF1 356.1 End of Year Balance	Transmission Related Depreciation Reserve shall equal the balance of: (i) Transmission Depreciation Reserve, plus (ii) the product of Electric General Plant Depreciation Reserve multiplied by the Transmission Wages and Salaries Allocation Factor, plus (iii) the product of Common Plant Depreciation Reserve multiplied by the Electric Wages and Salaries Allocation Factor and further multiplied by the Transmission Wages and Salaries Allocation Factor plus (iv) the product of Intangible Electric Plant Depreciation Reserve multiplied by the Transmission Wages and Salaries Allocation Factor plus (v) depreciation reserve associated with the Wholesale Metering Investment
27	Amortization of Other Utility Plant	(\$4,079,502)	100.00%	(\$4,079,502)	13.00% (c)	(\$530,335)	FF1 200.21c	
28	Wholesale Meters	(\$52,289)				(\$52,289)	Workpaper 1	
29	Total Depreciation (Sum of line 24 - Line 28)					(\$687,737,775)		
30								
31								
32								
33								
34								
35								
36								

Allocation Factor Reference
(a) Schedule 5, line 1
(b) Schedule 5, line 32 - not used on this Schedule
(c) Schedule 5, line 3
(d) Schedule 5, line 19 - not used on this Schedule

Niagara Mohawk Power Corporation
Annual Revenue Requirements of Transmission Facilities
Transmission Investment Base (Part 2 of 2)
Attachment H Section 14.1.9.2 (a) A. 1.

Shading denotes an input

		2018						
Line No.		(1) Total	(2) Allocation Factor	(3) = (1)*(2) Electric Allocated	(4) Allocation Factor	(5) = (3)*(4) Transmission Allocated	FERC Form 1/PSC Report Reference for col (1)	Definition
1	<u>Transmission Accumulated Deferred Taxes</u>							
2	Accumulated Deferred Taxes (281-282)	(\$1,350,085,875)	100.00%	(\$1,350,085,875)	32.36% (d)	(\$436,938,564)	FF1 275.2k	14.1.9.2(a)A.1.(g) Transmission Related Accumulated Deferred Income Taxes shall equal the electric balance of Total Accumulated Deferred
3	Accumulated Deferred Taxes (283)	(\$126,540,507)	100.00%	(\$126,540,507)	32.36% (d)	(\$40,953,267)	Workpaper 2, Line 5	Income Taxes (FERC Accounts 190, 55,281, 282, and 283 net of
4	Accumulated Deferred Taxes (190)	\$600,616,002	100.00%	\$600,616,002	32.36% (d)	\$194,381,926	FF1 234.8c	stranded costs), multiplied by the Gross Transmission Plant
5	Accumulated Deferred Inv. Tax Cr (255)	(\$10,869,890)	100.00%	(\$10,869,890)	32.36% (d)	(\$3,517,905)	FF1 267.8(h)	Allocation Factor.
6	Total (Sum of line 2 - Line 5)			(\$886,880,270)		(\$287,027,810)		
7								
8	<u>Other Regulatory Assets</u>							
9	FAS 109 (Asset Account 182.3)	\$455,870	100.00%	\$455,870	32.36% (d)	\$147,537	FF1 232 Lines 2, 20, 25, 31	14.1.9.2(a)A.1.(h) Transmission Related Regulatory Assets shall be Regulatory
10	FAS 109 (Liability Account 254) (A)	(\$820,514,743)	100.00%	(\$820,514,743)	32.36% (d)	(\$265,549,429)	FF1 278 Lines 1 & 29(f)	Assets net of Regulatory Liabilities multiplied by the Gross
11	Total (line 9 + Line 10)	(\$820,058,873)		(\$820,058,873)		(\$265,401,892)		Transmission Plant Allocation Factor.
12								
13	<u>Transmission Prepayments</u>	\$36,953,969					FF1 111.57c	14.1.9.2(a)A.1.(i) Transmission Related Prepayments shall be the product of
14	Less: Prepaid State and Federal Income Tax	\$0					FF1 263 Lines 2 & 7h	Prepayments excluding Federal and State taxes multiplied by
15	Total Prepayments (Line 13 + Line 14)	\$36,953,969	79.88% (b)	\$29,518,858	32.36% (d)	\$9,553,413		the Gross Electric Plant Allocation Factor and further
16								multiplied by the Gross Transmission Plant Allocation Factor.
17								
18	<u>Transmission Material and Supplies</u>							
19	Trans. Specific O&M Materials and Supplies	\$4,501,679				\$4,501,679	FF1 227.8c	14.1.9.2(a)A.1.(j) Transmission Related Materials and Supplies shall equal: (i)
20	Construction Materials and Supplies	\$32,655,176	79.88% (b)	\$26,084,979	32.36% (d)	\$8,442,080	FF1 227.5c	the balance of Materials and Supplies assigned to
21	Total (Line 19 + Line 20)					\$12,943,759		Transmission plus (ii) the product of Material and Supplies
22								assigned to Construction multiplied by the Gross Electric
23								Plant Allocation Factor and further multiplied by Gross
24								Transmission Plant Allocation Factor
25	<u>Cash Working Capital</u>							
26	Operation & Maintenance Expense					\$70,866,002	Schedule 9, Line 23	14.1.9.2(a)A.1.(k) Transmission Related Cash Working Capital shall be an
27						0.1250	x 45 / 360	allowance equal to the product of: (i) 12.5% (45 days/ 360 days = 12.5%)
28	Total (line 26 * line 27)					\$8,858,250		multiplied by (ii) Transmission Operation and Maintenance Expense
29								
30								

Allocation Factor Reference
(a) Schedule 5, line 1 - not used on this Schedule
(b) Schedule 5, line 32
(c) Schedule 5, line 3 - not used on this Schedule
(d) Schedule 5, line 19

Shading denotes an input

2018

Line
 No

1 The Cost of Capital Rate shall equal the proposed Weighted Costs of Capital plus Federal Income Taxes and State Income Taxes.

2 The Weighted Costs of Capital will be calculated for the Transmission Investment Base using NMPC's actual capital structure and will equal the sum of (i), (ii), and (iii) below:

- 3
- 4 (i) The long-term debt component, which equals the product of the actual weighted average embedded cost to maturity of NMPC's long-term debt outstanding during the year and the sum of (a) the ratio of actual long-term debt to total capital at year-end; and
- 5 (b) the extent, if any, by which the ratio of NMPC's actual common equity to total capital at year end exceeds fifty percent (50%). Long term debt shall be defined as the average of the beginning of the year and end
- 6 of the year balances of the following: long term debt less the unamortized Discounts on Long-Term Debt less the unamortized Loss on Reacquired Debt plus Unamortized Gain on Reacquired Debt. Cost to maturity of NMPC's long-term debt shall be defined as the cost of long term debt included in the debt discount
- 7 expense and any loss or gain on reacquired debt.
- 8 (ii) the preferred stock component, which equals the product of the actual weighted average embedded cost to maturity of NMPC's preferred stock then outstanding and the ratio of actual preferred stock to total capital at year-end;
- 9
- 10 (iii) The return on equity component shall be the product of the allowed return on equity of 10.3% and the ratio of NMPC's actual common equity to total capital at year-end, provided that such ratio
- 11 shall not exceed fifty percent (50%).
- 12
- 13
- 14
- 15
- 16

			CAPITALIZATION	Source:	CAPITALIZATION RATIOS	COST OF CAPITAL	Source:	WEIGHTED COST OF CAPITAL	EQUITY PORTION
	(i)	LONG-TERM DEBT	\$3,266,025,669	Workpaper 6, Line 16b	49.64%	3.95%	Workpaper 6, Line 17c	1.96%	
	(ii)	PREFERRED STOCK	\$28,984,701	FF1 112.3c	0.36%	3.66%	Workpaper 6, Line 24d	0.01%	0.01%
4673090840	(iii)	COMMON EQUITY	\$4,673,090,840	FF1 112.16c - FF1 112.3,12,15c	50.00%	10.30%	Per Tariff	5.15%	5.15%
		TOTAL INVESTMENT RETURN	\$7,968,101,210		100.00%			7.12%	5.16%

26 14.1.9.2.2.(b) Federal Income = (A + [B / C] X Federal Income Tax Rate)

27 (1 - Federal Income Tax Rate)

28 Where A is the sum of the preferred stock component and the return on equity component, each as determined in Sections (a)(ii) and for the ROE set forth in (a)(iii) above, B is the Equity AFUDC component of Depreciation Expense for

29 Transmission Plant in Service as defined at Section 14.1.9.1.16 (FF1 117.38c), and C is the Transmission Investment Base as shown at Schedule 6, Page 1 of 2, Line 28.

32 = (0.0516 + (\$13,602,040) / \$2,039,412,063 X 21%)

33 (1 - 21%)

34

35 = 0.0154894

38 14.1.9.2.2.(c) State Income Tax shall equal = (A + [B / C] + Federal Income Tax) X State Income Tax Rate

39 (1 - State Income Tax Rate)

41 Where A is the sum of the preferred stock component and the return on equity component as determined in (a)(ii) and (a)(iii) above, B is the Equity AFUDC component of Depreciation Expense for Transmission Plant in

42 Service as defined at Section 14.1.9.1.16 above, and C is the Transmission Investment Base as shown at Schedule 6, Page 1 of 2, Line 28.

46 = (0.0516 + (\$13,602,040) / \$2,039,412,063 + 0.0154894) X 6.50%

47 (1 - 6.50%)

48

49 = 0.0051276

53 (a)+(b)+(c) Cost of Capital Rate = 9.18%

56 14.1.9.2(a) A. Return and Associated Income Taxes shall equal the product of the Transmission Investment Base and the Cost of Capital Rate

60 Transmission Investment Base	\$2,039,412,063	Schedule 6, page 1 of 2, Line 28
61		
62 Cost of Capital Rate	9.1817%	Line 53
63		
64 = Investment Return and Income Taxes	\$187,252,697	Line 60 x Line 62

Shading denotes an input

		2018						
Line No.	(1) Total	(2) Allocation Factor	(3) = (1)*(2) Electric Allocated	(4) Allocation Factor	(5) = (3)*(4) Transmission Allocated	FERC Form 1 Reference for col (1)	Definition	
Depreciation Expense								
1	\$64,908,990				\$64,908,990	FF1 336.7f	14.1.9.2.B. Transmission Related Depreciation Expense shall equal the sum of: (i) Depreciation Expense for Transmission Plant in Service, plus (ii) the product of Electric General Plant Depreciation Expense multiplied by the Transmission Wages and Salaries Allocation Factor plus (iii) Common Plant Depreciation Expense multiplied by the Electric Wages and Salaries Allocation Factor, further multiplied by the Transmission Wages and Salaries Allocation Factor plus (iv) Intangible Electric Plant Depreciation Expense multiplied by the Transmission Wages and Salaries Factor plus (v) depreciation expense associated with the Wholesale Metering Investment.	
2	\$12,144,229	100.0000%	\$12,144,229	13.0000% (c)	\$1,578,750	FF1 336.10f		
3	\$8,427,773	83.5000% (a)	\$7,037,190	13.0000% (c)	\$914,835	FF1 336.1f		
4	\$321,454	100.0000%	\$321,454	13.0000% (c)	\$41,789	FF1 336.1f		
5					\$5,156	Workpaper 1		
6					\$67,449,520			
7								
8								
9								
10								
11								
12	\$177,550,920	100.0000%	\$177,550,920	32.3638% (d)	\$57,462,155	FF1 263.25i	14.1.9.2.C. Transmission Related Real Estate Tax Expense shall equal the electric Real Estate Tax Expenses multiplied by the Gross Transmission Plant Allocation Factor.	
13								
14								
15								
16	\$828,536	79.8801% (b)	\$661,835	32.3638% (d)	\$214,195	FF1 117.58c	14.1.9.2.D. Transmission Related Amortization of Investment Tax Credits shall equal the product of Amortization of Investment Tax Credits multiplied by the Gross Electric Plant Allocation Factor and further multiplied by the Gross Transmission Plant Allocation Factor	
17								
18								
19								
20								
Transmission Operation and Maintenance								
21	\$81,040,160				\$81,040,160	FF1 321.112b	14.1.9.2.E. Transmission Operation and Maintenance Expense shall equal the sum of electric expenses as recorded in FERC Account Nos. 560, 562-574	
22	\$10,174,158				\$10,174,158	FF1 321.84-92b		
23	\$70,866,002				\$70,866,002			
24								
Transmission Administrative and General								
25							14.1.9.2.F. Transmission Related Administrative and General Expenses shall equal the product of electric Administrative and General Expenses, excluding the sum of Electric Property Insurance, Electric Research and Development Expense and Electric Environmental Remediation Expense, and 50% of the NYSPC Regulatory Expense multiplied by the Transmission Wages and Salaries Allocation Factor, plus the sum of Electric Property Insurance multiplied by the Gross Transmission Plant Allocation Factor, plus transmission-specific Electric Research and Development Expense, and transmission-specific Electric Environmental Remediation Expense. In addition, Administrative and General Expenses shall exclude the actual Post-Employment Benefits Other than Pensions ("PBOP") included in FERC Account 926, and shall add back in the amounts shown on Workpaper 3, page 1, or other amount subsequently approved by FERC under Section 205 or 206.	
26	\$327,801,568					FF1 323.197b		
27	\$2,796,065					FF1 323.185b		
28	\$100,658,115					FF1 323.187b		
29	\$1,482,328					Workpaper 12		
30	\$3,811,768					50% of Workpaper 15		
31	\$591,492					Workpaper 15		
32	\$29,415,750					Workpaper 11		
33	\$189,046,051	100.0000%	\$189,046,051	13.0000% (c)	\$24,575,987			
34	\$2,796,065	100.0000%	\$2,796,065	32.3638% (d)	\$904,912	Line 27		
35	\$172,387,493	100.0000%	\$172,387,493	13.0000% (c)	\$22,410,374	Workpaper 3		
36	\$361,587				\$361,587	Workpaper 12		
37	\$0				\$0	Workpaper 11		
38	\$364,591,195		\$364,229,609		\$48,252,860			
39								
Payroll Tax Expense								
40							14.1.9.2.G. Transmission Related Payroll Tax Expense shall equal the product of electric Payroll Taxes multiplied by the Transmission Wages and Salaries Allocation Factor.	
41	(\$10,960)					FF1 263.4i		
42	\$19,941,264					FF1 263.3i		
43	\$0					FF1 263.9i		
44	\$19,930,304	100.0000%	\$19,930,304	13.0000% (b)	\$2,590,940			

Allocation Factor Reference

- (a) Schedule 5, line 1
- (b) Schedule 5, line 32
- (c) Schedule 5, line 3
- (d) Schedule 5, line 19

Niagara Mohawk Power Corporation
 Annual Revenue Requirements of Transmission Facilities
 Other - Billing Adjustments, Bad Debt Expense, Revenue Credits, and Transmission Rents
 Attachment H Section 14.1.9.2 (a)

Shading denotes an input		2018			
Line No.	Description	(1) Total	Source		Definition
1	Billing Adjustments	\$0	Workpaper 16	14.1.9.2.H.	Billing Adjustments shall be any adjustments made in accordance with Section 14.1.9.4.4 below. () indicates a refund or a reduction to the revenue requirement on Schedule 1
2					
3					
4	Bad Debt Expense	\$0	Workpaper 4	14.1.9.2.I.	Transmission Related Bad Debt Expense shall equal Bad Debt Expense as reported in Account 904 related to NMPC's wholesale transmission billing.
5					
6					
7	Revenue Credits	(\$21,304,264)	Workpaper 5	14.1.9.2.J.	Revenue Credits shall equal all Transmission revenue recorded in FERC account 456 excluding (a) any NMPC revenues already reflected in the WR, CRR, SR, ECR and Reserved components in Attachment H of the NYISO TSC rate; (b) excluding any revenues associated with expenses that have been excluded from NMPC's revenue requirement; and (c) any revenues associated with transmission service provided under this TSC rate, for which the load is reflected in the calculation of BU.
8					
9					
10					
11					
12					
13					
14	Transmission Rents	(\$1,998,670)	Workpaper 7	14.1.9.2.K.	Transmission Rents shall equal all Transmission-related rental income recorded in FERC account 454.615
15					
16					
17				14.1.9.4(d)	
18					
19					
20					
21					
22					
23					
24					
25					
26					
27					
28					
29					
30					
31					
32					
33					
34					
35					
36					
(b)	List of Items excluded from the Revenue Requirement				

Shading denotes an input

The CCC shall equal the annual Scheduling, System Control and Dispatch Costs (i.e., the transmission component of control center costs) as recorded in FERC Account 561 and its associated sub-accounts using information from the prior calendar year, excluding NYISO system control and load dispatch expense already recovered under Schedule 1 of the NYISO Tariff.

Line No.	Scheduling and Dispatch Expenses			2018	Source
1					
2					
3	Accounts	561	Load Dispatching	\$0	FF1 321.84b
4	Accounts	561.1	Reliability	165,673	FF1 321.85b
5	Accounts	561.2	Monitor and Operate Transm. System	5,614,388	FF1 321.86b
6	Accounts	561.3	Transmission Service and Schedule	-	FF1 321.87b
7	Accounts	561.4	Scheduling System Control and Dispatch	3,111,507	FF1 321.88b
8	Accounts	561.5	Reliability, Planning and Standards Development	409,524	FF1 321.89b
9	Accounts	561.6	Transmission Service Studies	-	FF1 321.90b
10	Accounts	561.7	Generation Interconnection Studies	-	FF1 321.91b
11	Accounts	561.8	Reliability, Planning and Standards Dev. Services	873,066	FF1 321.92b
12					
13			Total Load Dispatch Expenses (sum of Lines 3 - 11)	\$10,174,158	sum lines 3 - 11
14					
15			Less Account 561 directly recovered under Schedule 1 of the NY ISO Tariff		
16					
17	Accounts	561.4	Scheduling System Control and Dispatch	3,111,507	Line 7
18	Accounts	561.8	Reliability, Planning and Standards Dev. Services	\$873,066	Line 11
19			Total NYISO Schedule 1	3,984,573	Line 17 + Line 18
20					
21			Total CCC Component	\$6,189,585	Line 13 - Line 19

Shading denotes an input

BU shall be the total Niagara Mohawk load as reported to the NYISO for the calendar billing year prior to the Forecast Period, including the load for customers taking service under Niagara Mohawk's TSC Rate. The total Niagara Mohawk load will be adjusted to exclude (i) load associated with wholesale transactions being revenue credited through the WR, CRR, SR, ECR and Reserved components of Workpaper H of the NYISO TSC rate including Niagara Mohawk's external sales, load associated with grandfathered OATT agreements, and any load related to pre-OATT grandfathered agreements; (ii) load associated with transactions being revenue credited under Historical TRR Component J; and (iii) load associated with netted station service

Line No.			SOURCE	
1	Subzone 1	11,940,657	NIMO TOL (transmission owner load)	Workpaper 13
2	Subzone 2	7,130,468	NIMO TOL (transmission owner load)	Workpaper 13
3	Subzone 3	4,189,507	NIMO TOL (transmission owner load)	Workpaper 13
4	Subzone 4	11,371,140	NIMO TOL (transmission owner load)	Workpaper 13
5	Subzone 29	2,258,174	NIMO TOL (transmission owner load)	Workpaper 13
6	Subzone 31	699,214	NIMO TOL (transmission owner load)	Workpaper 13
7	Total NIMO Load report to NYISO	37,589,160	Sum Lines 1-6	
8	LESS: All non-retail transactions			
9	Watertown	11,314	FF1 page 329.10.j	
10	Disputed Station Service	187,249	NIMO TOL (transmission owner load)	
11	Other non-retail transactions	2,944,910	All other non-retail transactions (Sum of 300,000 series PTID's from TOL)	
12	Total Deductions	3,143,472	Sum Lines 9 - 11	
13	PLUS: TSC Load			
14	NYMPA Muni's, Misc. Villages, Jamestown (X1)	2,820,314	FF1 page 329.17.j	
15	NYPA Niagara Muni's (X2)	89,496	FF1 page 329.1.j	
16	Total additions	2,909,810	Sum Lines 14 -15	
17	Total Billing Units	37,355,498	Line 7 - Line 12 + Line 16	

Niagara Mohawk Power Corporation
Forecasted Accumulated Deferred Income Taxes (FADIT)

Shading denotes an input


Line No.	Description	Amount		
1	Total Transmission ADIT Balance at year-end	(287,027,810)	Schedule 7, Line 6, Column L	
2	Less: Accumulated Deferred Inv. Tax Cr (255)	(3,517,905)	Schedule 7, Line 5, Column L	
3	Net Transmission ADIT Balance at year-end (a)	(283,509,905)	Line 1 - Line 2	
4				
5	Forecasted Transmission Related ADIT Balance	(290,019,790)	Internal Records	
6				
7	Change in ADIT	(6,509,885)	Line 5 - Line 3	
8				
9	Monthly Change in ADIT	(542,490)	Line 7 / 12 Months	
10				
		(B)	(C) = (B)/	(D) = Line 9 *(C)
	(A)	Remaining Days in	Line 17 (B)	Prorated ADIT
	Month	the Year	IRS Proration %	
11				
12	Month 1	335	100.00%	(542,490)
13	Month 2	307	100.00%	(542,490)
14	Month 3	276	100.00%	(542,490)
15	Month 4	246	100.00%	(542,490)
16	Month 5	215	100.00%	(542,490)
17	Month 6	185	100.00%	(542,490)
18	Month 7	154	83.24%	(451,587)
19	Month 8	123	66.49%	(360,683)
20	Month 9	93	50.27%	(272,711)
21	Month 10	62	33.51%	(181,808)
22	Month 11	32	17.30%	(93,836)
23	Month 12	1	0.54%	(2,932)
24	Total Prorated ADIT Change (Sum of 12 through 23)		\$	(4,618,500) to Schedule 2, Line 22

(a) The balance in Line 1, Total Transmission ADIT Balance at year-end, shall equal such ADIT that is subject to the normalization rules prescribed by the IRS and the net of the amounts recorded in FERC Account Nos. 281-283 and 190.

Shading denotes an input


2018

Line No.		Quantity	Accumulated Cost	Avg Cost
1	A/C 37030 Large Meter Install - Bare Cost			
2	1996	1,166	\$ 187,298.83	
3	1997	3,499	611,184.89	
4	1998	1,945	342,748.54	
5	1999	3,208	543,890.41	
6	2000	2,128	355,922.26	
7	2001	23	4,081.64	
8	2002	549	119,407.77	
9	2003	1,924	424,598.99	
10	2004	9,837	2,445,196.05	
11	2005	2,086	512,694.82	
12	2006	1,764	1,201,589.85	
13	2007	858	261,095.35	
14	2008	2,020	623,333.32	
15	2009	768	363,212.76	
16	2010	3,551	531,057.32	
17	2011	1	893.39	
18	2012	1,822	1,510,259.96	
19	2013	1,137	285,891.39	
20	2014	444	205,444.46	
21	2015	12,614	2,516,253.57	
22	2016	9,193	1,476,115.25	
23	2017	9,466	1,331,204.18	
24	2018	3,550	5,073,893.07	
25	Total	73,553	20,927,268	\$ 284.52
26	Net Plant Ratio (Remaining Life / Average Life) (Line 71 / Line 73)			64.35%
27	Net Bare Costs (Line 25 * Line 26)			\$ 183.09
28				
29	A/C 37035 Large Meter - Installation Cost			
30	1996	1,148	\$ 974,953.75	
31	1997	3,473	3,209,766	
32	1998	1,933	1,801,647	
33	1999	3,179	2,857,722	
34	2000	2,110	1,869,672	
35	2001	21	17,056	
36	2002	545	626,175	
37	2003	1,747	2,053,877	
38	2004	8,546	11,523,584	
39	2005	920	1,194,469	
40	2006	1,828	4,499,390	
41	2007	83	143,167	
42	2008	129	166,614	
43	2009	97	114,322	
44	2010	66	88,118	
45	2011	71	85,734	
46	2012	219	342,160	
47	2013	51	103,807	
48	2014	67	74,223	
49	2015	108	146,360	
50	2016	115	391,656	
51	2017	122	205,176	
52	2018	202	101,971	
53	Total	26,780	32,591,620	\$ 1,217.01
54	Net Plant Ratio (Remaining Life / Average Life) (Line 72 / Line 73)			45.15%
55	Net Installation Costs (Line 53 * Line 54)			\$ 549.48
56	Number of Meters			68
57	Total Gross Asset Value Meters (Line 25 * Line 56)			\$ 19,347.33
58	Estimated Depreciation Reserve (Line 59 - Line 57)			\$ (6,897.32)
59	Net Asset Value on Meters (Line 27 * Line 56)			\$ 12,450.01
60	Annual Depreciation Expense @ 20 year life or 5.05% (Line 57 * .0505)			\$ 977.04
61				
62	Total Gross Asset Value Installation (Line 53 * Line 56)			\$ 82,756.91
63	Estimated Depreciation Reserve (Line 64 - Line 62)			\$ (45,392.17)
64	Net Asset Value on Meters (Line 55 * Line 56)			\$ 37,364.75
65	Annual Depreciation Expense @ 20 year life or 5.05% (Line 62 * .0505)			\$ 4,179.22
66				
67	Total Gross Asset Value Meters & Installation (Line 57 + Line 62)			\$ 102,104.24
68	Depreciation Reserve Meters & Installation (Line 58 + Line 63)			\$ (52,289.49)
69	Total Depreciation Expense Meters and Installation (Line 60 + Line 65)			\$ 5,156.26
70				
71	Large Meter Bare Cost Remaining Life			12.87
72	Large Meter Installation Cost Remaining Life			9.03
73	Large Meter Average Life			20.00

 Shading denotes an input

Line No.	Account	Source	2018
1	Total Acct 283	FF1 277.9k	(126,540,507)
2	Excluding:		
3	Merger Rate Plan Stranded Cost	FF1 276/277 Col b + c - d + j	-
4	State: Merger Rate Plan Stranded Cost	FF1 276/277	-
5	TOTAL ACCOUNT 283		(126,540,507)

Niagara Mohawk Power Corporation
Total Account 926 - Employee Pensions & Benefits Expense

 Shading denotes an input

Line No.	Section I	Source:	2018
1	Employee Pensions & Benefits	FF1 pg 323.187	100,658,116
2	less: Deferred FAS087 Pension Costs recorded in FERC 926	Workpaper 3, Page 2 *	(3,724,173)
3	Total Employee Pension & Benefits	Line 1 + Line 2	104,382,289
4			
5	Less: Actual FAS106 Expense in Account 926	Workpaper 3, Page 3	20,638,796
6	Plus: Fixed FAS106 per Docket ER08-552	Fixed Amount **	88,644,000
7			
8	Total Account 926	Line 3 + Line 5+ Line 6	172,387,493

* Deferral impact in FERC 926 is the opposite sign of the amount recorded as a liability on Workpaper 3, Page 2

** FERC Docket No. ER08-552, Workpaper Statement BK Page 7, Page 2 of 3

Niagara Mohawk Power Corporation
Total Electric Account #926 - Employee Pensions and Benefits
Deferred FAS 087 Pension Costs
Workpaper 3, Page 1, Line 2

Shading denotes an input

2018

Pension Expense	Month	Account	Journal	Amount
FAS087	January	U2540583	6264A - 5210	\$28,828
FAS087	February	U2540583	6264A - 5210	\$217,501
FAS087	March	U2540583	6264A - 5210	\$1,400,363
FAS087	April	U2540583	6264A - 5210	\$1,512,096
FAS087	May	U2540583	6264A - 5210	\$1,754,803
FAS087	June	U2540583	6264A - 5210	(\$1,435,360)
FAS087	July	U2540583	6264A - 5210	\$158,418
FAS087	August	U2540583	6264A - 5210	\$392,177
FAS087	September	U2540583	6264A - 5210	\$718,920
FAS087	October	U2540583	6264A - 5210	(\$737,290)
FAS087	November	U2540583	6264A - 5210	(\$99,458)
FAS087	December	U2540583	6264A - 5210	(\$186,826)
				\$ 3,724,173

Source:

Query

SAP ECC

Company Niagara Mohawk

Company 5210

Journal 6264A - 5210

Account U2540583 - Liability

			2018
Regulatory Acct	Regulatory Acct Descr	Month	Electric Total
926000	Employee Pensions & Benefits	January	3,116,377
		February	2,161,824
		March	2,065,928
		April	773,700
		May	893,418
		June	2,731,827
		July	1,465,379
		August	1,470,108
		September	1,465,341
		October	1,466,282
		November	1,562,347
		December	1,466,266
Grand Total			\$ 20,638,796

Adjusting Entries

-

\$ 20,638,796

Source:

FERC Validation module
 Company 5210
 Reg Account = 99260000
 E & T Responsible Cost Centers
 FAS 106 and OPEB natural accounts

Niagara Mohawk Power Corporation

Total Electric Account #926 - Employee Pensions and Benefits

Calendar Year

2018

Workpaper 3

Page 4 of 4

Pension	38,235,286
OPEB	20,638,796
FAS 112	1,442,677
Health and Other Benefits	29,960,243
401k Expense	8,876,981
Group Life	1,504,133
	<u>100,658,116</u>

The purpose of this schedule is to provide transparency of the 926 account pursuant to the Staff's Guidance on Formula Rates issued on July 14, 2014.

Transmission Related Bad Debt Expense shall equal
 NMPC's Wholesale Transmission Related Bad Debt Expense
 defined as that reported in FERC account 904 related to
 NMPC's wholesale transmission billing.

Line No.	Regulatory Account	Segment	2018
1			
2	904000	DIST	\$ 35,873,187
3	904000	TRAN	\$ -
4	Total		\$ 35,873,187 1/

Query:

FERC Module
 Company Niagara Mohawk 5210
 Regulatory Account 99040000
 Total by Receiving Profit Center

1/ Ties to page 322 line 162

Shading denotes an input

- J. Revenue Credits shall equal all Transmission revenue recorded in FERC account 456 excluding (a) any NMPC revenues already reflected in the WR, CRR, SR, ECR and Reserved components in Workpaper H of the NYISO TSC rate; (b) excluding any revenues associated with expenses that have been excluded from NMPC's revenue requirement; and (c) any revenues associated with transmission service provided under this tariff for which the demand is reflected in the calculation of BU.

Line No.	Source:	2018
Transmission of Electricity by ISO		
1	Niagara Mohawk - TCC Auction Revenue	FF1 331.1e \$177,145,380
2	Niagara Mohawk - Congestion Revenue	FF1 331.2e
3	Niagara Mohawk - Congestion Balancing	FF1 331.3e (16,209,474)
4	Niagara Mohawk - TCC Monthly Revenue	FF1 331.4e \$1,247,901
5		
6	Total Transmission of Electricity by ISO	\$162,183,807
7		
Transmission of Electricity for Others		
8		
9		
10	New York Power Authority (TSC)	FF1 330.1n \$657,545
11	New York Power Authority (Niagara Frontier Transit Authority)	FF1 330.2n \$0
12	New York Power Authority (NYPA NYS Municipal Customers)	FF1 330.3n \$21,352
13	New York Power Authority (Consolidated Edison)	FF1 330.4n \$0
14	Central Hudson Gas & Electric	FF1 330.5n \$2,175,360
15	Central Hudson Gas & Electric	FF1 330.6n \$195,300
16	Long Island Power Authority	FF1 330.7n \$2,999,040
17	Long Island Power Authority	FF1 330.8n \$4,350,720
18	New York State Gas & Electric	FF1 330.9n \$9,354,240
19	City of Watertown	FF1 330.10n \$83,543
20	Selkirk Co-Generation	FF1 330.11n \$0
21	Sithe Independence, LP	FF1 330.12n \$0
22	Indeck	FF1 330.13n \$0
23	Municipal Wheels/Open Access Transm	FF1 330.14n \$0
24	Rochester Gas & Elect Trans,Capacity Chg	FF1 330.15n \$319,896
25	Indep Serv Operator External Transaction	FF1 330.16n \$2,076,066
26	NY Municipal Power Auth,Villages &	FF1 330.17n \$20,623,640
27	New York Power Authority	FF1 330.18n \$1,021,388
28	Brookfield Renewable	FF1 330.19n \$22,952
29	Carthage	FF1 330.20n \$5,681
30	City of Oswego	FF1 330.21n \$6,200
31	City of Salamanca	FF1 330.22n \$2,400
32	Sithe	FF1 330.23n -\$75,240
33	Indeck Olean	FF1 330.24n -\$24,637
34	Lake Colby	FF1 330.25n \$4,436
35	Marcy Facts	FF1 330.26n \$193,429
36	Rensselaer Generating	FF1 330.27n \$73,455
37	American Ref-Fuel Covanta	FF1 330.28n \$24,074
38	South Glens Falls	FF1 330.29n \$2,523
39	Copenhagen Associates	FF1 330.30n \$18,987
40	Lyonsdale Biomass, LLC	FF1 330.31n \$2,430
41	Northern Electric Power	FF1 330.32n \$8,411
42	Hydro Development Group	FF1 330.33n \$26,249
43	Canadian Niagara Power	FF1 330.34n \$100,362
44	Total Transmission of Electricity for Others	\$44,269,802
45		
46	Total Account 456.1 Transmission of Electricity of Others (Ln 6 + Ln 30)	FF1 300.22b \$206,453,609
47	Less: Transmission of Electricity by ISO (WR, ECR, CRR, SR) (Ln 6)	FF1 331.40e \$162,183,807
48	Sub-total Revenue (Line 33 - Line 33)	FF1 330.35n \$44,269,802
49		
50	Less:	
51	TSC Customers (sum of Ln 10, 26, 27)	FF1 330.1,16,17n \$23,357,251
52	Green Island & Richmondville	FF1 330.14n \$0
53	Sub-total Deductions (Line 52 + Line 53)	\$23,357,251
54		
55	Subtotal Transmission Revenue Credit	Line 48 - Line 53 \$20,912,551
56		
57	Transmission Support Revenue	Line 66 \$391,712
58		
59	Total Transmission Revenue Credit	Line 55 + Line 57 \$21,304,264
60		
61		
62	Transmission Support Revenue Detail - Query	
63	Account C4560101/C4560002/C4540000	\$391,712
64	Account C4560402	\$0
65		
66	Total	Line 63 + Line 64 \$391,712

Niagara Mohawk Power Corporation
Long Term Debt and Preferred Stock Cost

		2018				
Line No.	Interest on Long Term Debt	Source:	Beginning Balance (a)	Ending Balance (b)	Average (c)	2018 (d)
1						
2						
3	Total Niagara Mohawk Interest on Long Term Debt	FF1 257.33i				\$ 115,084,668
4	Amortization of Debt Discount Expense FERC Account 428	FF1 117.63c				\$ 2,766,118
5	Amortization of Loss on Reacquired Debt FERC Account 428.1	FF1 117.64c				\$ 1,422,427
6	Less: Amort of Premium on Debt-Credit FERC Account 429	FF1 117.65c				\$ -
7	Less: Amort of Gain on Reacquired Debt FERC Account 429.1	FF1 117.66c				\$ -
8	Interest Costs plus Expense	Sum of Lines 3-7				\$ 119,273,213
9						
10	<u>Total Long Term Debt</u>					
11						
12	Total Niagara Mohawk Long Term Outstanding Debt	FF1 112.18,19,20, 21c & d	\$ 2,779,465,000	\$ 3,274,165,000	\$ 3,026,815,000	
13	Less: Unamortized Discount on Long-Term Debt FERC Account 226	FF1 112.23c & d	\$ (6,716)	\$ (10,982)	\$ (8,849)	
14	Less: Unamortized Loss on Reacquired Debt FERC Account 189	FF1 111.81c & d	\$ (9,653,989)	\$ (8,128,349)	\$ (8,891,169)	
15	Plus: Unamortized Gain on Reacquired Debt FERC Account 257	FF1 113.61c & d	\$ -	\$ -	\$ -	
16	Total Long Term Debt	Sum of Lines 12-15	\$2,769,804,295	\$3,266,025,669	\$3,017,914,982	
17	Debt Cost as % of Debt	Line 8d / Line 16c			3.95%	
18						
19						
20	<u>Preferred Stock</u>					
21						
22	Total Niagara Mohawk Dividends Declared FERC account 437	FF1 118.29c				\$1,060,497
23	Total Niagara Mohawk Preferred Stock FERC Account 204	FF1 112.3c				\$28,984,701
24	Preferred Stock Cost	Line 22 / Line 23				3.66%

Attachment H, Section 14.1.9.2

Shading denotes an input

K. Transmission Rents shall equal all Transmission-related rental income recorded in NMPC's FERC account 454.

Company	Profit Center	Activity Descr	Text	Year	Period	2018
						GL Act \$
5210	NYT1000	Rent from elec. Prop	454000	2018	January	(\$361,404)
5210	NYT1000	Rent from elec. Prop	454000	2018	February	(\$48,885)
5210	NYT1000	Rent from elec. Prop	454000	2018	March	(\$225,119)
5210	NYT1000	Rent from elec. Prop	454000	2018	April	(\$123,057)
5210	NYT1000	Rent from elec. Prop	454000	2018	May	(\$123,781)
5210	NYT1000	Rent from elec. Prop	454000	2018	June	(\$261,144)
5210	NYT1000	Rent from elec. Prop	454000	2018	July	(\$99,285)
5210	NYT1000	Rent from elec. Prop	454000	2018	August	(\$70,283)
5210	NYT1000	Rent from elec. Prop	454000	2018	September	(\$184,208)
5210	NYT1000	Rent from elec. Prop	454000	2018	October	(\$91,452)
5210	NYT1000	Rent from elec. Prop	454000	2018	November	(\$131,061)
5210	NYT1000	Rent from elec. Prop	454000	2018	December	(\$278,991)
Total						\$ (1,998,670)

Source:

Internal Records

Company: Niagara Mohawk 5210

Regulatory Account: 454000

Profit Center NYT1000

Shading denotes an input

**2019
Forecast**

Forecasted Transmission Plant Additions (FTPA) shall mean the sum of
(i) NMPC's actual Transmission Plant Additions during the first quarter
(January 1 through March 31) of the Forecast Period, and
(ii) NMPC's forecasted transmission investment for the Forecast Period
less the amount (i), divided by 2.

<u>Section I:</u>		Reference	<u>Section II</u> Program Breakdown for Transmission	<u>Section III:</u> Program Breakdown for Sub-Transmission	
			(\$ m)	(\$ m)	
1	Current Year Capital Investment				
2	Transmission Capital Investment	\$ 197,513,500	See Section II	Asset Replacement	3.44
3	Sub-Transmission Capital Investment	\$ 42,832,655	See Section III	Blanket	5.36
4	Total	\$ 240,346,155	Line 2 + Line 3	Inspection & Maintenance	7.51
5				Sub-T Overhead Line	15.95
6	Actual Transmission Plant in Service Quarter 1			Substation Indoor	0.03
7	Quarter 1 2019 actuals Transmission Plant	\$ 3,209,243,233	FF1, Pg 208 (b) **	Sub-T Underground Cable Replacement	1.55
8	2018 year end Transmission Plant	\$ 3,177,956,447	Schedule 6, Page 2, Line 1	Safety Total	0.00
9	Q1 Transmission Plant increase	\$ 31,286,786	Line 8 - Line 7	Customer Requests / Public Requirements	0.32
10				Damage/Failure	0.63
11	Total Estimated Transmission Plant in Service			System Capacity & Performance	0.00
12	Total Current Year Capital Investment	\$ 240,346,155	Line 4	De-Energized T line Strategy	0.00
13	Less: Q1 Increase	\$ 31,286,786	Line 9	T_Solar	0.50
14	Balance	\$ 209,059,369	Line 12 - Line 13	Load Relief	2.28
15	Times 50%	\$ 104,529,684	Line 14 * 50%	Reliability	3.10
16	Forecasted Plant	\$ 135,816,471	Line 13 + Line 15	Substation Flood Mitigation	0.44
17				Sub-T Automation	0.59
18				New Business	1.12
19				3rd Party Attachments	0.02
20					
21					
22					
23					
24					
25					
26					
27					
28					
29					
30					
31					
			TOTAL	TOTAL	
			\$ 197.5	\$ 42.8	

Source:
Niagara Mohawk's CIP Filing, Case 12-E-0201, filed on January 31, 2019 broken down as shown below:

	FY2020 (\$m)
Transmission	\$ 197.5
Sub-Transmission	\$ 42.8
Distribution	\$ 332.6
Total	\$ 573.0

** Due to timing, this number is an estimate as the Form 3Q for Quarter 1 has not yet been completed. The source of the data is the Fixed Assets cost summary report.

Shading denotes an input

Line No.	OPERATING EXPENSES	Reg Account	2019	less	Adjusted	2018	less	Adjusted	2019 over / (under)
			SAP Income Statement (a)	Dunkirk (b)	Total (c)	Form 3Q TOTAL (d)	Dunkirk (e)	Total (f)	(i) (c - f)
1	Transmission Expenses-O&M								
2	Trans Oper-Supervision & Eng	560000	723,569		723,569	572,949		572,949	150,620
3	<i>Trans Oper-Load Dispatching</i>	<i>561000</i> *	-		-	-		-	-
4	<i>Ld Disptch-Man & Oper Tran Sys</i>	<i>561200</i> *	-		-	-		-	-
5	<i>Schd, Sys Cntrl & Dispatch Srv</i>	<i>561400</i> *	-		-	-		-	-
6	<i>Reliab, Plan & Standards Dev</i>	<i>561500</i> *	-		-	-		-	-
7	<i>Transmission Service Studies</i>	<i>561600</i> *	-		-	-		-	-
8	<i>Gen Interconnection Studies</i>	<i>561700</i> *	-		-	-		-	-
9	<i>Reliab, Plan & Stndrd Dev Serv</i>	<i>561800</i> *	-		-	-		-	-
10	Trans Oper-Substations	562000	607,085		607,085	628,656		628,656	(21,571)
11	Trans Oper-Overhead Lines	563000	828,228		828,228	479,086		479,086	349,142
12	Trans Oper-Underground Lines	564000	48,441		48,441	30,650		30,650	17,791
13	Trans Oper-Wheeling	565000	-		-	-		-	-
14	Trans Oper-Misc Expenses	566000	2,686,495	-	2,686,495	1,188,001	-	1,188,001	1,498,494
15	Trans Oper-Rents	567000	1,781,892		1,781,892	2,845,510		2,845,510	(1,063,618)
16	Oper Transmission Facilities		6,675,710	-	6,675,710	5,744,852	-	5,744,852	930,858
17	Trans Maint-Supervision & Eng	568000	250,737		250,737	367,207		367,207	(116,470)
18	Trans Maint-Buildings	569000	-		-	-		-	-
19	T Maint of Computer Hardware	569100	-		-	-		-	-
20	T Maint of Computer Software	569200	-		-	-		-	-
21	T Maint of Communication Equip	569300	-		-	-		-	-
22	T Maint of Misc Reg Tran Plant	569400	584,122		584,122	(318,128)		(318,128)	902,250
23	Trans Maint-Substations	570000	1,231,414		1,231,414	1,114,438		1,114,438	116,976
24	Trans Maint-Substation-Trouble	570010	-		-	-		-	-
25	Trans Maint-Overhead Lines	571000	9,546,023		9,546,023	8,585,057		8,585,057	960,966
26	Trans Maint-Switch-Unplanned	571010	-		-	-		-	-
27	Trans Maint-Right of Way	571020	-		-	-		-	-
28	Trans Maint-Underground Lines	572000	2,282		2,282	42,263		42,263	(39,981)
29	Trans Maint-Misc Expenses	573000	125,973		125,973	590,526		590,526	(464,553)
30	Maintenance of Transmission Plant	574000	-		-	-		-	-
31	Maint Transmission Facilities		11,740,551	-	11,740,551	10,381,363	-	10,381,363	1,359,188
32	Subtotal Transmission Expenses-O&M		18,416,261	-	18,416,261	16,126,215	-	16,126,215	2,290,046

* Per the formula, these accounts are excluded from the calculation as they are collected under the Scheduling System Control and Dispatch Costs (CCC) Component of the rate and are not forecasted.

2019 Data Source:

Company = Niagara Mohawk
 FERC Income Statement

Form 3Q not available; Expected to be filed in August

2018 Data Source:

Company = Niagara Mohawk
 FERC Form 3Q

Niagara Mohawk Power Corporation
Transmission Support Payments

Line No.		2018
1	January	-
2	February	-
3	March	-
4	April	-
5	May	-
6	June	-
7	July	-
8	August	-
9	September	-
10	October	-
11	November	-
12	December	-
13	Total	-


Query:


FERC Module

Company Niagara Mohawk 5210

Regulatory Account 95660000

WBS element N008358.F01006

 Shading denotes an input

<u>Line No.</u>		<u>Source:</u>	2018
1	Transmission Plant Held for Future Use	FF1 pg 214	 \$0.00

NOTE: The property vintage will be provided for any values shown on this workpaper

Shading denotes an input

Transmission specific Electric Environmental Remediation Expense
 as recorded in FERC 930.200

Line No.	Source:	2018
1	Transmission related Environmental Costs Claimed	\$0
2	Regulatory Account	Amount
3	930.2	FF1 335.7b \$29,415,750

Query:

FERC validation model
 Company Niagara Mohawk 5210
 Final Regulatory Account 9930200
 Receiving Profit Center: NYE1000, NYC1000, NYT1000, blanks
 WBS elements:
 All starting with 'ESIR'
 WBS E013090.CO8600
 WBS E013670.CO8600
 WBS E013670.CO8603
 WBS N002599.AG8262

Shading denotes an input

Transmission specific Electric Research and Development Expense as recorded
in FERC 930.200

<u>Line No.</u>		<u>Source:</u>	<u>2018</u>
1	Transmission Related R&D Expense	FF1 352 (lines 5+6) Footnote	\$361,587
2			
3	Regulatory Account 930.200	FF1 353.2f Electric	\$1,482,328

Query:

FERC validation model
Company Niagara Mohawk 5210
Final Regulatory Account 9930200
Receiving Profit Center: NYE1000, NYC1000, NYT1000, blanks
WBS elements with AG0912 and AG0853

Shading denotes an input

Line No.	Reason Code	Reference Number	2017	2018	2018	2018	2018	2018	2018	2018	2018	2018	2018	2018	2018	Total Dec - Nov
			Dec	Jan	Feb	Mar	Apr	May	Jun	Jul	Aug	Sep	Oct	Nov		
1	Zone	1	1,031,954	1,045,147	910,563	1,009,995	936,511	936,888	956,725	1,116,320	1,076,993	993,141	952,753	973,667	11,940,657	
2	Zone	2	626,875	656,764	549,411	599,032	554,807	540,472	554,867	676,998	673,365	588,028	544,469	565,380	7,130,468	
3	Zone	3	369,322	398,388	328,282	338,661	303,715	298,335	327,843	409,550	406,570	351,024	325,800	332,017	4,189,507	
4	Zone	4	1,010,695	1,049,169	853,309	893,132	812,399	834,739	935,307	1,155,736	1,132,032	958,734	870,261	865,628	11,371,140	
5	Zone	29	200,332	205,008	175,009	185,288	172,856	167,851	173,282	209,241	211,097	187,777	182,433	187,999	2,258,174	
6	Zone	31	77,341	81,591	64,495	66,364	57,947	42,746	43,298	53,586	51,679	45,380	52,608	62,181	699,214	
7		Total	3,316,519	3,436,067	2,881,070	3,092,471	2,838,234	2,821,031	2,991,322	3,621,431	3,551,736	3,124,083	2,928,325	2,986,871	37,589,160	
9	Station Service															
10	X6	AA.36	150	153	122	125	123	119	97	101	101	98	101	107	1,396	
11	X6	AA.37	178	197	186	216	211	150	90	91	91	90	116	162	1,779	
12	X6	AA.38	-	-	-	-	-	-	-	-	-	-	-	-	-	
13	X6	AA.39	233	224	203	256	243	225	202	214	212	186	201	185	2,585	
14	X6	AA.40	373	391	345	362	334	244	227	239	236	225	257	310	3,544	
15	X6	AA.41	103	112	84	92	62	23	16	12	15	17	29	60	624	
16	X6	AA.42	366	421	342	376	333	230	184	172	169	167	215	284	3,258	
17	X6	AA.43	505	433	474	542	487	466	442	420	437	453	436	468	5,262	
18	X6	AA.46	140	118	115	149	148	143	170	180	182	173	170	151	1,841	
19	X6	AA.47	545	584	490	525	481	414	408	406	412	397	433	472	5,568	
20	X6	AA.75	-	-	-	-	-	-	-	-	-	-	-	-	-	
21	X6	AA.81	-	-	-	-	-	-	-	-	-	-	-	-	-	
22	X6	AA.106	143	143	124	126	115	108	107	106	104	99	103	106	1,387	
23	X6	BB.15	176	170	147	159	119	141	150	152	149	2,407	1,511	142	5,424	
24	X6	BB.28	-	-	-	-	-	-	-	-	-	-	-	-	-	
25	X6	BB.29	1,243	1,231	1,767	1,156	1,108	1,305	891	2,101	975	835	884	1,191	14,687	
26	X6	BB.30	1,135	1,583	712	788	748	663	607	767	1,086	640	957	1,191	10,879	
27	X6	BB.31	-	-	-	-	-	-	-	-	-	-	-	-	-	
28	X6	BB.32	77	71	71	75	69	66	71	85	80	76	58	60	859	
29	X6	BB.33	-	-	-	71	-	-	-	-	-	-	-	71	-	
30	X6	BB.34	1,758	1,694	1,554	2,734	1,963	1,580	1,599	1,744	1,713	1,568	1,591	1,588	21,086	
31	X6	BB.35	-	-	3	4	3	4	-	-	-	-	-	7	-	
32	X6	BB.36	2,238	2,243	2,038	2,215	5,879	7,808	2,113	2,414	4,190	2,253	2,181	2,074	37,646	
33	X6	BB.37	-	-	-	-	-	-	-	-	-	-	-	-	-	
34	X6	BB.39	2,246	2,497	2,059	2,298	2,105	1,295	1,042	1,110	1,182	1,085	1,403	1,879	20,200	
35	X6	BB.56	2	3	3	2	2	2	1	1	1	1	1	2	21	
36	X6	BB.57	15	15	13	14	11	8	7	8	7	8	10	13	130	
37	X6	BB.64	1	0	1	0	0	0	2	1	1	0	0	0	7	
38	X6	BB.65	15	2	0	-	-	0	0	1	0	0	-	-	20	
39	X6	BB.66	1	0	-	-	-	18	35	30	27	34	16	0	161	
40	X6	BB.67	-	0	2	-	-	0	7	8	2	24	16	15	75	
41	X6	BB.68	-	10	-	-	-	0	7	9	4	2	-	-	32	
42	X6	BB.69	2	0	-	-	-	15	21	34	16	30	3	-	120	
43	X6	BB.70	-	-	-	-	-	5	55	68	16	-	-	-	144	
44	X6	BB.114	313	302	256	304	264	303	239	262	264	214	265	280	3,265	
45	X6	CC.14	-	-	-	-	-	-	0	-	-	-	-	-	0	
46	X6	CC.27	-	-	-	-	-	-	-	-	-	-	-	-	-	
47	X6	CC.30	74	79	63	68	66	72	67	79	86	67	58	61	842	
48	X6	CC.31	200	214	173	168	154	111	134	122	117	133	167	167	1,812	
49	X6	CC.33	9	9	7	8	7	3	3	3	3	3	5	7	66	
50	X6	CC.37	271	209	133	157	199	214	176	218	238	334	203	234	2,585	
51	X6	CC.46	136	84	70	83	74	53	46	36	42	43	52	60	780	
52	X6	CC.57	0	0	0	-	-	-	-	-	0	0	0	0	0	
53	X6	CC.58	0	-	-	-	-	0	0	0	0	0	0	0	0	
54	X6	CC.59	0	-	0	-	-	0	0	0	-	-	-	0	0	
55	X6	CC.60	-	-	-	0	-	-	0	0	0	0	0	0	0	
56	X6	CC.61	-	0	3	-	-	-	-	-	2	0	3	1	9	
57	X6	CC.62	0	1	0	-	0	-	1	5	7	6	4	2	32	
58	X6	CC.63	0	-	-	-	-	0	-	5	-	1	0	0	1	
59	X6	CC.64	0	-	-	-	-	0	0	0	0	0	0	0	0	
60	X6	CC.65	0	0	0	-	-	-	-	1	-	0	0	0	2	
61	X6	CC.66	-	-	-	0	-	-	-	-	-	0	0	0	0	
62	X6	CC.67	-	-	-	-	0	1	2	7	5	8	0	-	24	
63	X6	CC.68	-	0	-	-	0	-	0	3	2	3	-	-	9	
64	X6	CC.69	-	-	-	0	-	-	2	7	6	7	-	-	22	
65	X6	CC.70	0	1	0	0	0	0	2	3	3	3	4	8	25	
66	X6	CC.71	8	6	4	5	4	5	7	10	7	5	1	0	63	
67	X6	CC.72	-	0	0	-	1	9	1	-	-	-	-	-	11	
68	X6	CC.73	0	0	0	0	0	0	2	0	0	0	0	3	3	
69	X6	CC.74	-	0	-	0	-	-	1	1	1	0	0	0	4	

Shading denotes an input

Line No.	Reason Code	Reference Number	2017	2018	2018	2018	2018	2018	2018	2018	2018	2018	2018	Total Dec - Nov
			Dec	Jan	Feb	Mar	Apr	May	Jun	Jul	Aug	Sep	Oct	
148	X6	NEGSS.25	(174)	-	(163)	-	(145)	-	-	-	-	-	-	(483)
149	X6	NEGSS.26	(143)	(143)	(124)	(126)	(115)	(108)	(107)	(106)	(104)	(99)	(103)	(1,387)
150	X6	NEGSS.27	-	-	-	-	-	(104)	-	-	-	-	-	(112)
151	X6	NEGSS.28	(140)	(143)	(140)	(142)	(126)	(109)	(114)	-	(57)	-	(100)	(1,219)
152	X6	NEGSS.29	-	-	-	-	-	-	-	-	-	-	-	-
153	X6	NEGSS.30	(437)	(422)	(363)	-	(481)	(405)	-	-	-	(326)	(34)	(2,466)
154	X6	NEGSS.31	(313)	(302)	(256)	-	-	-	-	-	-	-	-	(870)
155	X6	NEGSS.32	(200)	(214)	(173)	(168)	(154)	(118)	(111)	(134)	(122)	(117)	(133)	(1,812)
156	X6	NEGSS.33	-	(97)	(86)	(94)	(81)	-	-	-	-	-	-	(358)
157			(7,380)	(5,287)	(4,852)	(4,908)	(11,163)	(9,572)	(3,312)	(1,511)	(1,563)	(3,450)	(9,456)	(11,823)
158														
159	Total Net X6 Line 123 + Line 157		16,079	19,219	19,086	18,829	13,239	14,995	14,500	15,657	18,332	15,308	10,748	187,249
160	300000 Series PTIDs													
161	X1	A.1	3,138	3,403	2,736	2,876	2,565	1,959	1,876	2,235	2,196	1,988	2,154	29,805
162	X1	A.2	20,026	20,451	18,509	19,467	18,062	17,273	16,450	17,521	17,687	16,897	17,325	220,170
163	X1	A.3	12,165	15,046	9,825	11,111	8,560	1,695	1,835	2,424	2,535	1,805	5,470	80,106
164	X1	A.4	24,174	17,103	24,603	37,363	38,987	34,264	25,459	24,598	12,474	26,353	36,911	340,350
165	X3	A.5	-	-	-	-	-	-	-	-	-	-	-	-
166	X1	A.6	21,656	22,247	19,649	21,249	18,731	17,056	16,623	18,892	18,701	17,058	19,778	232,618
167	X1	A.7	5,732	7,297	3,771	3,871	3,085	47	460	527	597	1,215	619	29,514
168	X3	A.8	64	30	20	35	53	71	51	73	51	84	255	879
169	X3	A.20	-	-	-	-	-	-	-	-	-	-	-	-
170			-	-	-	-	-	-	-	-	-	-	-	-
171	X1	B.1	-	-	-	-	-	-	-	-	-	-	-	-
172	X1	B.2	73,050	75,508	68,262	75,941	70,758	68,905	66,274	74,093	72,027	66,450	72,044	858,219
173	X1	B.3	32,278	33,912	21,201	20,868	16,476	11,616	12,066	15,520	19,087	15,386	11,239	225,520
174			-	-	-	-	-	-	-	-	-	-	-	-
175	X1	C.1	6,160	6,708	5,560	5,747	6,280	4,890	4,375	5,246	5,537	4,709	5,241	66,551
176	X1	C.2	10,226	10,608	9,678	10,431	9,660	8,818	8,836	8,520	9,957	8,872	9,456	114,938
177	X1	C.3	2,806	3,302	1,612	1,390	955	315	615	1,443	1,615	1,033	748	17,641
178	X3	C.4	692	640	237	878	623	532	391	520	540	441	237	6,033
179	X3	C.5	-	4	1	10	1	0	3	30	25	1	-	74
180	X1	C.8	6,597	6,784	6,003	6,516	6,489	7,026	6,901	7,563	7,703	6,812	6,748	81,534
181	X1	C.6	10,518	10,731	10,405	11,011	9,934	7,872	7,518	8,575	8,537	7,801	10,480	112,664
182	X1	C.7	5,149	6,639	2,973	2,682	2,017	25	-	-	-	-	470	22,144
183	X3	C.9	437	422	363	408	472	404	324	428	429	325	303	4,762
184			-	-	-	-	-	-	-	-	-	-	-	-
185	X1	D.1	1,361	1,411	1,249	1,415	1,217	1,046	998	1,164	1,143	1,061	1,271	14,704
186	X1	D.2	965	1,107	678	660	517	2	-	-	-	15	132	4,669
187	X1	D.14	2,711	2,925	2,449	2,630	2,356	2,327	2,435	3,030	2,914	2,366	2,203	30,730
188	X3	D.3	-	-	-	-	-	1	0	13	1	3	-	18
189	X3	D.4	1	2	-	-	0	1	-	13	1	-	-	18
190	X3	D.5	185	206	177	177	152	67	53	52	56	50	272	1,600
191	X5	D.6	838	678	705	760	438	296	323	126	221	310	343	5,855
192	X5	D.7	133	135	146	359	327	252	233	19	101	29	612	2,583
193	X5	D.8	507	568	244	134	1,150	292	266	36	39	272	160	4,090
194			-	-	-	-	-	-	-	-	-	-	-	-
195	X1	E.1	9,758	9,914	9,026	9,787	8,929	9,616	8,470	9,412	9,398	8,763	9,570	112,434
196	X1	E.2	-	-	-	-	-	-	-	-	-	-	-	-
197	X1	E.3	4,194	4,859	3,401	3,680	3,171	844	2,694	4,460	5,913	5,514	4,128	45,776
198	X1	E.4	-	-	-	-	-	-	-	-	-	-	-	-
199	X1	E.6	-	-	-	-	-	-	-	-	-	-	-	-
200	X3	E.7	-	-	-	-	-	-	-	-	-	-	-	-
201	X3	E.9	-	-	-	-	-	-	-	-	-	-	-	-
202			-	-	-	-	-	-	-	-	-	-	-	-
203	X1	F.1	35,897	38,700	29,753	29,660	25,767	13,582	12,564	15,702	15,333	13,751	20,558	278,909
204	X1	F.2	-	-	-	-	-	-	-	-	-	-	-	-
205	X1	F.3	-	-	-	-	-	-	-	-	-	-	-	-
206			291,419	301,340	253,234	281,115	257,735	211,077	198,111	222,449	214,735	209,438	236,945	2,944,910
207			-	-	-	-	-	-	-	-	-	-	-	-

208 Reason Code Key

209	X1	included	NYPA, NYMPA, Jamestown and Misc Villages (some of which are NYPA)
210	X2	no longer applicable - referred to year in which some municipals converted to the TSC rate	
211	X3	reported not billed	
212	X4	excluded - in WR	
213	X5	Athens	
214	X6	Netted Station Service	
215			
216			
217			
218			

Reason Code		Dec - Nov Total
X1		2,918,997
X2		0
X3		13,384
X4		0
X5		12,529
X6		187,249
Total		3,132,158
Total X1 - X6		3,132,158

Niagara Mohawk Power Corporation
Billing Unit Reconciliation

Workpaper 14
Page 1 of 1

Line No.	Comment	2018
1	Total X1 per WP 13	2,918,997
2	less: Unaccounted for Energy (UFE) not billed	(9,267)
3	less: Other	80
4	Total	2,909,810 1\

1\ agrees to FERC Form 1 page 329 column (i) Lines 1 and 17

2018

Line No.	Month	(a)	(b)	(c)	(d)	(e)	(f)	(g)	
		General Assessment Expense	Temporary Assessment Expense	Deferrals on Over/Under Collection of the ISAS	Adjustments	Reimbursements on Prior Year Assessments	Other	TOTAL	
1	Jan-2018	\$ 646,889	\$ -	\$ 101,430	\$ -		\$ 228,135	\$ 976,454	
2	Feb-2018	\$ 646,889	\$ -	\$ 101,335	\$ -		\$ 317,672	1,065,896	
3	Mar-2018	\$ 646,889	\$ -	\$ 97,601	\$ -		\$ 114,370	858,860	
4	Apr-2018	\$ 653,356	\$ -	\$ 26	\$ -		\$ (67,216)	586,165	
5	May-2018	\$ 653,356	\$ -	\$ 49	\$ 76,494		\$ 4,173	734,072	
6	Jun-2018	\$ 653,356	\$ -	\$ (151)	\$ 20,703		\$ 71,582	745,490	
7	Jul-2018	\$ 653,356	\$ -	\$ (20)	\$ (97,197)		\$ 96,720	652,858	
8	Aug-2018	\$ 653,356	\$ -	\$ (36)	\$ -		\$ 62,237	715,557	
9	Sep-2018	\$ 653,356	\$ -	\$ (109)	\$ -		\$ 89,369	742,615	
10	Oct-2018	\$ 684,632	\$ -	\$ -	\$ -		\$ 54,502	739,134	
11	Nov-2018	\$ 684,632	\$ -	\$ -	\$ -		\$ 55,984	740,616	
12	Dec-2018	\$ 393,471	\$ -	\$ 291,367	\$ -		\$ 54,643	739,481	
13	Total	\$ 7,623,536	\$ -	\$ 591,492	\$ -	-	\$ 1,082,170	\$ 9,297,198	
14	NY PSC Regulatory Expense (Line 13, column a)							\$	7,623,536
15	18a Charges (Temporary Assessment) (Line 13, column b + column c + column d)							\$	591,492

Notes:

ISAS = Incremental State Assessment Surcharge (total general + temporary assessment expense above base rate allowance)

1\ agrees to FERC Form 1 page 351 Lines 7 and 15 Column (h)

2018

Line No.	WP Reference	Billing Adjustment Description	Amount
1		No Billing Adjustments	-
2			
3			
4		Total	<hr style="width: 100%; border: 0.5px solid black;"/> -

Attachment B

Redacted Monthly Transmission Owner Load (TOL) and Station Service Reports for 12 months of December 2017 through November 2018

Zone	Date	KWH from NYISO	Total Unaccounted Load per Subzone						
1	Dec-17	1,031,953,565	-17,231,487						
Lse/Muni	PTID	NAME	CSS Load	Load Mod	Total-load mod w/losses	Unaccounted	Percent	Total - load mod w/losses + unaccounted	Mwh to NYISO
AA.1			295,389,845	85,213	318,123,500	-7,688,395	-2.0	310,435,105	310,435,137
AA.2			2,164,382	0	2,346,207	-22,043	-1.0	2,324,164	2,324,164
AA.3			1,836,904	0	1,991,194	-18,689	-1.0	1,972,505	1,972,505
AA.5			80,512	0	87,283	-771	-1.0	86,512	86,512
AA.8			8,731,691	0	9,402,706	-88,332	-1.0	9,314,374	9,314,374
AA.10			1,040,396	0	1,127,790	-10,593	-1.0	1,117,197	1,117,197
AA.11			4,849,953	0	5,202,188	-48,870	-1.0	5,153,318	5,153,318
AA.12			16,185,069	0	17,162,713	-161,238	-1.0	17,001,475	17,001,475
AA.13			20,478,257	0	21,035,953	-197,618	-1.0	20,838,335	20,838,335
AA.14			3,967,593	0	4,154,075	-39,013	-1.0	4,115,062	4,115,062
AA.16			995,506	0	1,016,470	-24,586	-2.0	991,884	991,884
AA.17			2,684,693	0	2,856,866	-26,836	-1.0	2,830,030	2,830,030
AA.18			2,905,301	0	3,145,495	-29,557	-1.0	3,115,938	3,115,938
AA.19			4,264,116	0	4,591,487	-43,127	-1.0	4,548,360	4,548,360
AA.20			663	0	663	0	0.0	663	663
AA.21			6,409,609	0	6,748,704	-63,394	-1.0	6,685,310	6,685,310
AA.22			96,983,197	0	102,558,351	-963,440	-1.0	101,594,911	101,594,911
AA.23			14,029,517	0	14,937,158	-140,318	-1.0	14,796,840	14,796,840
AA.24			2,445,631	0	2,630,706	-24,715	-1.0	2,605,991	2,605,991
AA.25			3,055,709	0	3,119,885	-29,307	-1.0	3,090,578	3,090,578
AA.26			231,876	0	251,341	-2,378	-1.0	248,963	248,963
AA.27			152,453	0	165,248	-1,527	-1.0	163,721	163,721
AA.28			4,219,439	0	4,441,198	-41,716	-1.0	4,399,482	4,399,482
AA.29			40,157,088	0	42,761,748	-401,713	-1.0	42,360,035	42,360,035
AA.30			11,591,486	0	12,494,875	-117,375	-1.0	12,377,500	12,377,500
AA.31			4,118,844	0	4,463,340	-41,930	-1.0	4,421,410	4,421,410
AA.32			2,820,993	0	3,045,009	-28,605	-1.0	3,016,404	3,016,404
AA.122			178,532,555	0	182,885,910	-4,034,699	-2.0	178,851,211	178,851,211
AA.121			56,559,070	0	58,102,631	-1,484,240	-3.0	56,618,391	56,618,391
AA.36			144,253	0	151,013	-1,488	-1.0	149,525	149,525
AA.37			171,315	0	179,397	-1,554	-1.0	177,843	177,843
AA.38			0	0	0	0	0.0	0	0.000
AA.39			225,120	0	235,653	-2,232	-1.0	233,421	233,421
AA.40			359,352	0	376,364	-3,527	-1.0	372,837	372,837
AA.41			98,993	0	103,611	-929	-1.0	102,682	102,682
AA.42			352,836	0	369,401	-3,431	-1.0	365,970	365,970
AA.43			499,224	0	509,777	-4,791	-1.0	504,986	504,986
AA.44			1,513,997	0	1,606,706	-15,087	-1.0	1,591,619	1,591,619
AA.45			1,542,719	0	1,629,760	-37,223	-2.0	1,592,537	1,592,537
AA.46			138,710	0	141,604	-1,375	-1.0	140,229	140,229
AA.47			518,840	0	550,495	-5,169	-1.0	545,326	545,326
AA.48			1,860,133	0	1,953,644	-18,345	-1.0	1,935,299	1,935,299
AA.50			1,245,235	0	1,322,276	-12,422	-1.0	1,309,854	1,309,854
AA.52			16,684,338	0	18,041,716	-169,472	-1.0	17,872,244	17,872,244
AA.53			536,195	0	581,235	-5,452	-1.0	575,783	575,783
AA.56			2,333,055	0	2,528,539	-23,746	-1.0	2,504,793	2,504,793
AA.57			2,789,565	0	3,023,880	-28,399	-1.0	2,995,481	2,995,481
AA.58			593,240	0	642,361	-6,020	-1.0	636,341	636,341
AA.59			6,716,331	0	7,068,384	-66,398	-1.0	7,001,986	7,001,986
AA.60			65,307	0	70,752	-744	-1.0	70,008	70,008
AA.61			2,540,746	0	2,710,574	-25,470	-1.0	2,685,104	2,685,104
AA.62			133,654	0	144,881	-1,366	-1.0	143,515	143,515
AA.63			151,988	0	163,116	-1,608	-1.0	161,508	161,508
AA.64			317,021	0	340,756	-3,211	-1.0	337,545	337,545
AA.65			511,453	0	547,398	-5,166	-1.0	542,232	542,232
AA.66			1,244,992	0	1,342,955	-12,628	-1.0	1,330,327	1,330,327
AA.67			828,977	0	890,722	-8,365	-1.0	882,357	882,357
AA.68			852,684	0	924,309	-8,673	-1.0	915,636	915,636
AA.69			3,836,377	0	4,158,636	-39,061	-1.0	4,119,575	4,119,575
AA.70			1,314,616	0	1,380,789	-12,967	-1.0	1,367,822	1,367,822
AA.72			1,037,394	0	1,124,522	-10,566	-1.0	1,113,956	1,113,956
AA.74			11,455,694	0	12,416,107	-116,635	-1.0	12,299,472	12,299,472
AA.75			0	0	0	0	0.0	0	0.000
AA.76			2,960,272	0	3,208,939	-30,144	-1.0	3,178,795	3,178,795
AA.78			927,537	0	1,005,438	-9,436	-1.0	996,002	996,002
AA.80			619,985	0	669,642	-6,285	-1.0	663,357	663,357
AA.81			0	0	0	0	0.0	0	0.000
AA.132			1,455,760	0	1,546,352	-14,521	-1.0	1,531,831	1,531,831
AA.82			356,187	0	386,102	-3,628	-1.0	382,474	382,474
AA.83			254,161	0	275,512	-2,614	-1.0	272,898	272,898
AA.84			89,635	0	91,612	-744	-1.0	90,868	90,868
AA.85			2,493,556	0	2,702,996	-25,397	-1.0	2,677,599	2,677,599
AA.86			5,341	0	6,015	0	0.0	6,015	6,015
AA.87			65,474	0	70,952	-744	-1.0	70,208	70,208
AA.88			631	0	631	0	0.0	631	631
AA.89			124,935	0	135,421	-1,304	-1.0	134,117	134,117
AA.90			132,648	0	143,783	-1,357	-1.0	142,426	142,426
AA.91			14,981,943	0	16,188,301	-152,070	-1.0	16,036,231	16,036,231
AA.92			145,586	0	157,815	-1,509	-1.0	156,306	156,306
AA.95			65,246	0	70,694	-744	-1.0	69,950	69,950
AA.97			155,620	0	168,685	-1,585	-1.0	167,100	167,100
AA.98			389,467	0	422,184	-3,961	-1.0	418,223	418,223
AA.99			138,945	0	150,601	-1,440	-1.0	149,161	149,161
AA.100			312,225	0	338,450	-3,144	-1.0	335,306	335,306
AA.101			14,038,035	0	15,133,823	-142,152	-1.0	14,991,671	14,991,671
AA.102			8,889,668	0	9,318,145	-226,082	-2.0	9,092,063	9,092,063
AA.104			175,846	0	190,630	-1,792	-1.0	188,838	188,838
AA.106			141,934	0	144,949	-1,499	-1.0	143,450	143,450
AA.108			623,446	0	675,808	-6,337	-1.0	669,471	669,471
AA.109			145,101	0	157,291	-1,505	-1.0	155,786	155,786

AA.110	1,497,154	0	1,622,930	-15,240	-1.0	1,607,690	1,607,690
AA.111	244,176	0	264,683	-2,450	-1.0	262,233	262,233
AA.112	288,631	0	312,873	-2,907	-1.0	309,966	309,966
AA.113	20,821	0	22,602	0	0.0	22,602	22,602
AA.115	67,925	0	73,629	-744	-1.0	72,885	72,885
AA.116	744	0	744	0	0.0	744	0,744
AA.117	628,420	0	681,199	-6,393	-1.0	674,806	674,806
AA.120	4,009,929	0	4,247,028	-39,896	-1.0	4,207,132	4,207,132
AA.123	53,457	0	57,925	-744	-1.0	57,181	57,181
AA.124	650,197	0	704,815	-6,629	-1.0	698,186	698,186
AA.125	90,483	0	98,086	-918	-1.0	97,168	97,168
AA.134	22,937	0	24,892	-101	0.0	24,791	24,791
AA.127	277,053	0	300,327	-2,803	-1.0	297,524	297,524
AA.133	41,679	0	45,195	-512	-1.0	44,683	44,683
AA.129	358,821	0	388,969	-3,653	-1.0	385,316	385,316
AA.130	7,736	0	8,480	0	0.0	8,480	8,480
AA.131	1,660,631	0	1,749,093	-16,434	-1.0	1,732,659	1,732,659
AA.135	112,106	0	121,512	-1,111	-1.0	120,401	120,401
A.1	3,111,084	0	3,199,063	-60,750	-2.0	3,138,313	3,138,313
A.2	0	0	20,025,726	0	0.0	20,025,726	20,025,726
A.3	0	0	12,165,303	0	0.0	12,165,303	12,165,303
A.4	0	0	24,174,145	0	0.0	24,174,145	24,174,145
A.5	0	0	0	0	0.0	0	0,000
A.6	0	0	21,655,767	0	0.0	21,655,767	21,655,767
A.7	0	0	5,731,602	0	0.0	5,731,602	5,731,602
A.8	0	0	65,666	-1,695	-3.0	63,971	63,971
Zone Total	912,329,870	85,213	1,049,185,052	-17,231,519		1,031,953,533	1,031,953,565

Zone	Date	KWH from NYISO	Total Unaccounted Load per Subzone
2	Dec-17	626,875,429	-13,638,736

Lse/Muni	PTID	NAME	CSS Load	Load Mod	Total-load mod w/losses	Unaccounted	Percent	Total - load mod w/losses + unaccounted	Mwh to NYISO
BB.1			268,944,378	27,089,773	261,892,295	-10,698,791	-4.0	251,193,504	251,193,522
BB.2			3,830,628	0	4,152,400	-39,000	-1.0	4,113,400	4,113,400
BB.3			346,332	0	372,503	-3,453	-1.0	369,050	369,050
BB.4			2,151,496	0	2,332,213	-21,898	-1.0	2,310,315	2,310,315
BB.6			5,854	0	6,540	0	0.0	6,540	6,540
BB.9			978,962	0	1,055,652	-9,921	-1.0	1,045,731	1,045,731
BB.11			910,523	0	987,010	-9,260	-1.0	977,750	977,750
BB.13			170,948	0	185,309	-1,746	-1.0	183,563	183,563
BB.15			174,293	0	177,992	-1,555	-1.0	176,437	176,437
BB.16			66,767,990	0	71,626,947	-672,870	-1.0	70,954,077	70,954,077
BB.17			35,699,209	0	38,287,546	-359,670	-1.0	37,927,876	37,927,876
BB.18			8,186,767	0	8,501,298	-79,867	-1.0	8,421,431	8,421,431
BB.19			1,010,457	0	1,075,318	-10,102	-1.0	1,065,216	1,065,216
BB.20			21,641	0	23,454	0	0.0	23,454	23,454
BB.21			13,706,439	0	14,353,610	-134,848	-1.0	14,218,762	14,218,762
BB.22			25,823,532	0	27,436,818	-257,744	-1.0	27,179,074	27,179,074
BB.23			2,232,209	0	2,417,598	-22,712	-1.0	2,394,886	2,394,886
BB.24			2,774,687	0	3,007,461	-28,249	-1.0	2,979,212	2,979,212
BB.25			2,158,205	0	2,339,505	-21,984	-1.0	2,317,521	2,317,521
BB.29			1,229,250	0	1,255,091	-11,799	-1.0	1,243,292	1,243,292
BB.30			1,122,186	0	1,145,768	-10,751	-1.0	1,135,017	1,135,017
BB.31			0	0	0	0	0.0	0	0,000
BB.32			76,248	0	77,906	-772	-1.0	77,134	77,134
BB.33			0	0	0	0	0.0	0	0,000
BB.34			1,737,648	0	1,774,107	-16,557	-1.0	1,757,550	1,757,550
BB.35			0	0	0	0	0.0	0	0,000
BB.36			2,213,223	0	2,259,704	-21,240	-1.0	2,238,464	2,238,464
BB.37			0	0	0	0	0.0	0	0,000
BB.38			1,396,012	0	1,487,613	-13,971	-1.0	1,473,642	1,473,642
BB.39			2,136,856	0	2,267,209	-21,300	-1.0	2,245,909	2,245,909
BB.41			1,524,023	0	1,652,035	-15,535	-1.0	1,636,500	1,636,500
BB.42			401,081	0	434,791	-4,089	-1.0	430,702	430,702
BB.45			1,534,597	0	1,663,489	-15,616	-1.0	1,647,873	1,647,873
BB.46			2,809,601	0	3,045,587	-28,612	-1.0	3,016,975	3,016,975
BB.47			626,023	0	678,608	-6,392	-1.0	672,216	672,216
BB.48			13,763,058	0	14,734,099	-138,410	-1.0	14,595,689	14,595,689
BB.49			37,891	0	41,080	-377	-1.0	40,703	40,703
BB.50			114,089	0	123,670	-1,134	-1.0	122,536	122,536
BB.51			598,456	0	648,720	-6,092	-1.0	642,628	642,628
BB.52			3,684,295	0	3,993,766	-37,521	-1.0	3,956,245	3,956,245
BB.53			184,058	0	199,503	-1,812	-1.0	197,691	197,691
BB.54			895,279	0	970,484	-9,129	-1.0	961,355	961,355
BB.56			1,842	0	1,865	0	0.0	1,865	1,865
BB.57			14,033	0	14,795	0	0.0	14,795	14,795
BB.58			8,253,921	0	8,947,096	-84,057	-1.0	8,863,039	8,863,039
BB.59			2,177,658	0	2,360,579	-22,168	-1.0	2,338,411	2,338,411
BB.61			418,304	0	453,444	-4,258	-1.0	449,186	449,186
BB.63			116,226	0	125,983	-1,129	-1.0	124,854	124,854
BB.64			935	0	976	0	0.0	976	976
BB.65			14,670	0	15,463	0	0.0	15,463	15,463
BB.66			544	0	579	-8	-1.0	571	571
BB.67			0	0	0	0	0.0	0	0,000
BB.68			0	0	0	0	0.0	0	0,000
BB.69			2,016	0	2,111	-21	-1.0	2,090	2,090
BB.70			0	0	0	0	0.0	0	0,000
BB.71			7,125,687	0	7,276,593	-68,364	-1.0	7,208,229	7,208,229
BB.72			311,883	0	338,080	-3,178	-1.0	334,902	334,902
BB.73			279,793	0	303,296	-2,816	-1.0	300,480	300,480
BB.74			1,237,277	0	1,263,261	-11,878	-1.0	1,251,383	1,251,383
BB.75			1,852,175	0	2,007,577	-18,856	-1.0	1,988,721	1,988,721
BB.76			76,388	0	82,781	-747	-1.0	82,034	82,034
BB.77			86,609	0	93,878	-819	-1.0	93,059	93,059
BB.78			2,120	0	2,120	0	0.0	2,120	2,120

BB.79	960,400	0	1,041,075	-9,778	-1.0	1,031,297	1,031,297
BB.80	119,745	0	129,821	-1,182	-1.0	128,639	128,639
BB.81	850,075	0	918,693	-8,644	-1.0	910,049	910,049
BB.82	122,568	0	132,854	-1,242	-1.0	131,612	131,612
BB.85	21,811	0	23,646	0	0.0	23,646	23,646
BB.87	324,923	0	352,215	-3,295	-1.0	348,920	348,920
BB.88	354,226	0	383,990	-3,623	-1.0	380,367	380,367
BB.89	288,192	0	312,406	-2,925	-1.0	309,481	309,481
BB.90	1,949,800	0	2,113,588	-19,847	-1.0	2,093,741	2,093,741
BB.92	89,360	0	96,872	-829	-1.0	96,043	96,043
BB.93	11,111,736	0	11,625,499	-483,434	-4.0	11,142,065	11,142,065
BB.95	156,005	0	169,124	-1,629	-1.0	167,495	167,495
BB.98	246,535	0	267,238	-2,516	-1.0	264,722	264,722
BB.99	324,831	0	352,122	-3,322	-1.0	348,800	348,800
BB.100	772,806	0	837,722	-7,869	-1.0	829,853	829,853
BB.101	21,912	0	23,765	0	0.0	23,765	23,765
BB.102	443,695	0	480,974	-4,486	-1.0	476,488	476,488
BB.103	46,805	0	50,744	-647	-1.0	50,097	50,097
BB.105	65,902	0	71,407	-744	-1.0	70,663	70,663
BB.106	4,228	0	4,598	0	0.0	4,598	4,598
BB.107	324,761	0	352,037	-3,313	-1.0	348,724	348,724
BB.110	2,871,808	0	3,077,379	-28,912	-1.0	3,048,467	3,048,467
BB.111	18,048	0	19,623	0	0.0	19,623	19,623
BB.112	341,659	0	370,352	-3,480	-1.0	366,872	366,872
BB.113	9,050	0	9,868	0	0.0	9,868	9,868
BB.114	309,145	0	315,631	-3,015	-1.0	312,616	312,616
BB.125	43	0	43	0	0.0	43	0.043
BB.116	247,435	0	268,219	-2,515	-1.0	265,704	265,704
BB.122	60,326	0	65,393	-744	-1.0	64,649	64,649
BB.118	203,982	0	221,107	-2,046	-1.0	219,061	219,061
BB.119	4,798	0	5,341	0	0.0	5,341	5,341
BB.121	719,456	0	764,527	-7,167	-1.0	757,360	757,360
BB.123	7,451,713	0	7,953,267	-74,713	-1.0	7,878,554	7,878,554
BB.124	369,336	0	400,359	-3,759	-1.0	396,600	396,600
B.2	0	0	73,049,762	0	0.0	73,049,762	73,049,762
B.3	0	0	32,277,728	0	0.0	32,277,728	32,277,728
Zone Total	525,157,620	27,089,773	640,514,165	-13,638,754		626,875,411	626,875,429

Zone	Date	KWH from NYISO	Total Unaccounted Load per Subzone
3	Dec-17	369,322,297	-12,205,210

Lse/Muni	PTID	NAME	CSS Load	Load Mod	Total-load mod w/losses	Unaccounted	Percent	Total - load mod w/losses + unaccounted	Mwh to NYISO
CC.1			182,295,793	55,860,550	139,632,206	-8,894,249	-7.0	130,737,957	130,737,939
CC.2			3,992,629	0	4,328,015	-40,659	-1.0	4,287,356	4,287,356
CC.3			107,980	0	117,058	-1,196	-1.0	115,862	115,862
CC.4			1,522,579	0	1,650,470	-15,494	-1.0	1,634,976	1,634,976
CC.9			271,405	0	292,802	-2,760	-1.0	290,042	290,042
CC.11			673,494	0	730,066	-6,870	-1.0	723,196	723,196
CC.13			93,571	0	101,423	-884	-1.0	100,539	100,539
CC.14			0	0	0	0	0.0	0	0.000
CC.15			4,718,251	0	5,110,790	-48,011	-1.0	5,062,779	5,062,779
CC.17			61,463,552	0	65,123,359	-611,759	-1.0	64,511,600	64,511,600
CC.18			21,078,969	0	22,652,888	-212,793	-1.0	22,440,095	22,440,095
CC.19			1,269,367	0	1,375,991	-12,916	-1.0	1,363,075	1,363,075
CC.20			1,799,565	0	1,903,684	-17,898	-1.0	1,885,786	1,885,786
CC.21			19,874	0	21,592	0	0.0	21,592	21,592
CC.22			3,811,036	0	4,031,533	-37,877	-1.0	3,993,656	3,993,656
CC.23			10,135,555	0	10,779,541	-101,260	-1.0	10,678,281	10,678,281
CC.24			1,063,054	0	1,150,769	-10,828	-1.0	1,139,941	1,139,941
CC.25			3,184,141	0	3,450,936	-32,399	-1.0	3,418,537	3,418,537
CC.26			4,726,500	0	5,079,067	-47,714	-1.0	5,031,353	5,031,353
CC.30			73,584	0	75,117	-668	-1.0	74,449	74,449
CC.31			197,260	0	201,403	-1,859	-1.0	199,544	199,544
CC.32			6,716,683	0	7,147,599	-67,131	-1.0	7,080,468	7,080,468
CC.33			8,056	0	8,800	0	0.0	8,800	8,800
CC.35			394,475	0	427,598	-4,014	-1.0	423,584	423,584
CC.36			324,503	0	351,756	-3,309	-1.0	348,447	348,447
CC.37			267,645	0	273,267	-2,558	-1.0	270,709	270,709
CC.40			1,529,730	0	1,658,214	-15,582	-1.0	1,642,632	1,642,632
CC.41			3,838,823	0	4,161,297	-39,096	-1.0	4,122,201	4,122,201
CC.42			488,398	0	529,422	-4,982	-1.0	524,440	524,440
CC.43			6,157,627	0	6,601,367	-62,003	-1.0	6,539,364	6,539,364
CC.44			35,429	0	38,405	-292	-1.0	38,113	38,113
CC.45			106,263	0	115,190	-1,046	-1.0	114,144	114,144
CC.46			134,493	0	137,298	-1,383	-1.0	135,915	135,915
CC.47			524,554	0	568,599	-5,323	-1.0	563,276	563,276
CC.48			3,605,387	0	3,908,227	-36,717	-1.0	3,871,510	3,871,510
CC.49			140,339	0	152,129	-1,502	-1.0	150,627	150,627
CC.50			686,270	0	743,908	-6,975	-1.0	736,933	736,933
CC.52			11,587,712	0	12,560,773	-118,003	-1.0	12,442,770	12,442,770
CC.96			2,164,735	0	2,346,574	-22,038	-1.0	2,324,536	2,324,536
CC.54			170,986	0	185,357	-1,754	-1.0	183,603	183,603
CC.57			12	0	13	0	0.0	13	0.013
CC.58			5	0	5	0	0.0	5	0.005
CC.59			5	0	5	0	0.0	5	0.005
CC.60			0	0	0	0	0.0	0	0.000
CC.61			0	0	0	0	0.0	0	0.000
CC.62			343	0	362	0	0.0	362	0.362
CC.63			70	0	74	0	0.0	74	0.074
CC.64			58	0	59	0	0.0	59	0.059
CC.65			14	0	14	0	0.0	14	0.014
CC.66			0	0	0	0	0.0	0	0.000
CC.67			0	0	0	0	0.0	0	0.000
CC.68			0	0	0	0	0.0	0	0.000
CC.69			0	0	0	0	0.0	0	0.000

CC.70	163	0	167	0	0.0	167	0.167
CC.71	7,775	0	8,415	0	0.0	8,415	8.415
CC.72	0	0	0	0	0.0	0	0.000
CC.73	41	0	43	0	0.0	43	0.043
CC.74	0	0	0	0	0.0	0	0.000
CC.75	24	0	24	0	0.0	24	0.024
CC.76	1,248	0	1,270	-19	-2.0	1,251	1.251
CC.77	0	0	0	0	0.0	0	0.000
CC.78	43	0	43	0	0.0	43	0.043
CC.79	208	0	214	0	0.0	214	0.214
CC.80	4	0	4	0	0.0	4	0.004
CC.81	0	0	0	0	0.0	0	0.000
CC.82	40	0	42	0	0.0	42	0.042
CC.83	7	0	7	0	0.0	7	0.007
CC.84	21,576	0	22,544	-152	-1.0	22,392	22.392
CC.85	43	0	45	0	0.0	45	0.045
CC.86	25	0	25	0	0.0	25	0.025
CC.87	5	0	5	0	0.0	5	0.005
CC.88	3	0	3	0	0.0	3	0.003
CC.89	3	0	3	0	0.0	3	0.003
CC.90	2	0	2	0	0.0	2	0.002
CC.91	2	0	2	0	0.0	2	0.002
CC.92	2	0	2	0	0.0	2	0.002
CC.93	0	0	0	0	0.0	0	0.000
CC.145	550,717	0	596,970	-5,598	-1.0	591,372	591.372
CC.94	270,875	0	293,624	-2,766	-1.0	290,858	290.858
CC.95	217,603	0	235,872	-2,219	-1.0	233,653	233.653
CC.97	2,230,069	0	2,417,398	-22,704	-1.0	2,394,694	2,394.694
CC.98	102,077	0	110,664	-1,002	-1.0	109,662	109.662
CC.99	132,426	0	143,552	-1,352	-1.0	142,200	142.200
CC.100	3,315	0	3,419	0	0.0	3,419	3.419
CC.101	914,562	0	991,381	-9,300	-1.0	982,081	982.081
CC.102	67,898	0	73,613	-744	-1.0	72,869	72.869
CC.103	335,306	0	363,475	-3,419	-1.0	360,056	360.056
CC.104	203,259	0	220,332	-2,043	-1.0	218,289	218.289
CC.107	41,368	0	44,843	-476	-1.0	44,367	44.367
CC.109	352,797	0	382,430	-3,586	-1.0	378,844	378.844
CC.110	533,262	0	578,043	-5,400	-1.0	572,643	572.643
CC.111	96,854	0	104,964	-872	-1.0	104,092	104.092
CC.112	58,269	0	59,490	-553	-1.0	58,937	58.937
CC.113	1,179,625	0	1,278,705	-12,003	-1.0	1,266,702	1,266.702
CC.114	949,488	0	1,029,242	-9,671	-1.0	1,019,571	1,019.571
CC.115	44,563	0	48,308	-730	-2.0	47,578	47.578
CC.116	12,962,974	0	13,551,167	-1,045,632	-8.0	12,505,535	12,505.535
CC.118	236,226	0	256,064	-2,403	-1.0	253,661	253.661
CC.121	123,507	0	133,888	-1,292	-1.0	132,596	132.596
CC.122	108,882	0	118,039	-1,080	-1.0	116,959	116.959
CC.123	720,492	0	781,008	-7,343	-1.0	773,665	773.665
CC.124	59,067	0	64,035	-744	-1.0	63,291	63.291
CC.125	330,116	0	357,858	-3,353	-1.0	354,505	354.505
CC.126	56,020	0	60,727	-744	-1.0	59,983	59.983
CC.128	34,776	0	37,681	-276	-1.0	37,405	37.405
CC.129	3,134	0	3,190	0	0.0	3,190	3.190
CC.130	348,525	0	377,798	-3,552	-1.0	374,246	374.246
CC.133	1,666,559	0	1,762,634	-16,568	-1.0	1,746,066	1,746.066
CC.134	20,242	0	21,967	0	0.0	21,967	21.967
CC.135	366,243	0	397,006	-3,727	-1.0	393,279	393.279
CC.136	14,991	0	16,292	0	0.0	16,292	16.292
CC.138	152,113	0	164,878	-1,581	-1.0	163,297	163.297
CC.146	27,175	0	29,495	-6	0.0	29,489	29.489
CC.140	178,278	0	193,255	-1,819	-1.0	191,436	191.436
CC.141	11,159	0	12,079	0	0.0	12,079	12.079
CC.142	172,217	0	175,843	-1,609	-1.0	174,234	174.234
CC.143	72,940	0	74,460	-744	-1.0	73,716	73.716
CC.144	960,691	0	1,006,312	-9,453	-1.0	996,859	996.859
CC.147	79,301	0	85,947	-771	-1.0	85,176	85.176
C.1	6,481,890	0	6,547,359	-387,098	-6.0	6,160,261	6,160.261
C.2	0	0	10,226,064	0	0.0	10,226,064	10,226.064
C.3	0	0	2,806,354	0	0.0	2,806,354	2,806.354
C.4	703,080	0	736,002	-43,979	-6.0	692,023	692.023
C.5	0	0	0	0	0.0	0	0.000
C.6	0	0	10,518,012	0	0.0	10,518,012	10,518.012
C.7	0	0	5,148,873	0	0.0	5,148,873	5,148.873
C.8	6,523,029	0	6,660,017	-62,563	-1.0	6,597,454	6,597.454
C.9	448,080	0	468,996	-32,444	-7.0	436,552	436.552
Zone Total	382,558,028	55,860,550	381,527,507	-12,205,192		369,322,315	369,322,297

Zone	Date	KWH from NYISO	Total Unaccounted Load per Subzone
4	Dec-17	1,010,695,103	-14,559,289

Lse/Muni	PTID	NAME	CSS Load	Load Mod	Total-load mod w/losses	Unaccounted	Percent	Total - load mod w/losses + unaccounted	Mwh to NYISO
DD.1			441,832,807	66,606,981	408,939,773	-7,837,208	-2.0	401,102,565	401,102,557
DD.2			6,605,460	0	7,160,115	-67,272	-1.0	7,092,843	7,092,843
DD.3			115,434	0	125,111	-1,200	-1.0	123,911	123,911
DD.4			5,267,575	0	5,710,042	-53,627	-1.0	5,656,415	5,656,415
DD.6			48,889	0	52,982	-622	-1.0	52,360	52,360
DD.9			1,592,518	0	1,696,889	-15,931	-1.0	1,680,958	1,680,958
DD.11			1,081,357	0	1,172,195	-11,002	-1.0	1,161,193	1,161,193
DD.13			7,682,253	0	7,843,583	-202,105	-3.0	7,641,478	7,641,478
DD.14			504,339	0	546,709	-5,133	-1.0	541,576	541,576
DD.15			85,981	0	93,203	-853	-1.0	92,350	92,350
DD.16			4,052	0	4,554	0	0.0	4,554	4,554
DD.17			141,890,594	0	150,791,381	-1,416,540	-1.0	149,374,841	149,374,841
DD.18			167,092,090	0	174,187,989	-1,636,317	-1.0	172,551,672	172,551,672
DD.19			22,020,504	0	22,857,767	-214,712	-1.0	22,643,055	22,643,055

DD.20	664,456	0	720,275	-6,785	-1.0	713,490	713,490
DD.21	57,877	0	62,743	-744	-1.0	61,999	61,999
DD.22	3,878,690	0	4,068,768	-38,222	-1.0	4,030,546	4,030,546
DD.23	18,289,845	0	19,711,585	-185,162	-1.0	19,526,423	19,526,423
DD.24	306,833	0	332,601	-3,117	-1.0	329,484	329,484
DD.25	6,657,583	0	7,214,520	-67,782	-1.0	7,146,738	7,146,738
DD.26	9,927,664	0	10,712,810	-100,635	-1.0	10,612,175	10,612,175
DD.29	87,470	0	89,311	-832	-1.0	88,479	88,479
DD.30	26,070,476	0	27,234,078	-255,839	-1.0	26,978,239	26,978,239
DD.31	2,441,129	0	2,590,518	-24,334	-1.0	2,566,184	2,566,184
DD.32	1,380,874	0	1,445,784	-13,586	-1.0	1,432,198	1,432,198
DD.34	593,483	0	643,349	-6,048	-1.0	637,301	637,301
DD.35	599,399	0	649,748	-6,093	-1.0	643,655	643,655
DD.38	5,733,918	0	6,214,505	-58,382	-1.0	6,156,123	6,156,123
DD.39	6,920,481	0	7,456,519	-70,040	-1.0	7,386,479	7,386,479
DD.40	1,335,096	0	1,447,239	-13,605	-1.0	1,433,634	1,433,634
DD.41	7,974,446	0	8,636,039	-81,123	-1.0	8,554,916	8,554,916
DD.42	119,749	0	122,262	-1,151	-1.0	121,111	121,111
DD.43	1,305,026	0	1,332,438	-12,512	-1.0	1,319,926	1,319,926
DD.44	66,907	0	72,521	-744	-1.0	71,777	71,777
DD.45	562,014	0	609,223	-5,716	-1.0	603,507	603,507
DD.46	1,560,977	0	1,692,106	-15,898	-1.0	1,676,208	1,676,208
DD.47	4,019,370	0	4,356,990	-40,938	-1.0	4,316,052	4,316,052
DD.48	672,546	0	729,046	-6,841	-1.0	722,205	722,205
DD.49	6,962,186	0	7,542,815	-70,852	-1.0	7,471,963	7,471,963
DD.51	20,651,552	0	22,385,835	-210,300	-1.0	22,175,535	22,175,535
DD.52	51,545	0	52,638	-472	-1.0	52,166	52,166
DD.53	5,130,617	0	5,551,846	-52,153	-1.0	5,499,693	5,499,693
DD.56	829,016	0	898,661	-8,443	-1.0	890,218	890,218
DD.57	175,378	0	190,102	-1,758	-1.0	188,344	188,344
DD.58	4,352	0	4,364	0	0.0	4,364	4,364
DD.59	55	0	56	0	0.0	56	0.056
DD.60	12,639	0	13,105	0	0.0	13,105	13,105
DD.61	0	0	0	0	0.0	0	0.000
DD.62	697	0	731	-6	-1.0	725	0.725
DD.63	1,488	0	1,488	0	0.0	1,488	1,488
DD.64	5,907	0	6,003	-81	-1.0	5,922	5,922
DD.65	0	0	0	0	0.0	0	0.000
DD.66	0	0	0	0	0.0	0	0.000
DD.68	804	0	822	-7	-1.0	815	0.815
DD.69	4,200,600	0	4,304,773	-40,427	-1.0	4,264,346	4,264,346
DD.70	684,871	0	742,399	-6,984	-1.0	735,415	735,415
DD.71	1,148,688	0	1,172,776	-11,022	-1.0	1,161,754	1,161,754
DD.72	551,708	0	598,053	-5,649	-1.0	592,404	592,404
DD.73	2,462,326	0	2,514,030	-23,619	-1.0	2,490,411	2,490,411
DD.74	3,932,249	0	4,262,523	-40,047	-1.0	4,222,476	4,222,476
DD.75	294,673	0	318,859	-2,992	-1.0	315,867	315,867
DD.76	194,961	0	211,342	-1,968	-1.0	209,374	209,374
DD.77	4,297	0	4,698	0	0.0	4,698	4,698
DD.78	2,922,955	0	3,168,337	-29,757	-1.0	3,138,580	3,138,580
DD.79	220,370	0	238,897	-2,255	-1.0	236,642	236,642
DD.80	306,113	0	331,821	-3,116	-1.0	328,705	328,705
DD.81	332,208	0	339,129	-3,287	-1.0	335,842	335,842
DD.82	1,146,816	0	1,170,893	-11,019	-1.0	1,159,874	1,159,874
DD.83	253,728	0	259,140	-2,449	-1.0	256,691	256,691
DD.84	389,368	0	422,062	-3,973	-1.0	418,089	418,089
DD.87	125,951	0	136,531	-1,268	-1.0	135,263	135,263
DD.89	1,857,705	0	1,993,021	-18,734	-1.0	1,974,287	1,974,287
DD.90	799,622	0	866,792	-8,146	-1.0	858,646	858,646
DD.91	151,728	0	164,461	-1,504	-1.0	162,957	162,957
DD.92	3,287,451	0	3,563,578	-33,465	-1.0	3,530,113	3,530,113
DD.93	329,548	0	357,227	-3,414	-1.0	353,813	353,813
DD.94	107,733	0	116,785	-1,128	-1.0	115,657	115,657
DD.95	40,017,909	0	41,181,180	-1,211,294	-3.0	39,969,886	39,969,886
DD.97	867,714	0	940,599	-8,823	-1.0	931,776	931,776
DD.100	999,337	0	1,083,286	-10,164	-1.0	1,073,122	1,073,122
DD.101	140,628	0	152,426	-1,450	-1.0	150,976	150,976
DD.102	1,602,488	0	1,737,096	-16,332	-1.0	1,720,764	1,720,764
DD.103	317,833	0	344,527	-3,200	-1.0	341,327	341,327
DD.104	551,261	0	597,572	-5,618	-1.0	591,954	591,954
DD.105	88,719	0	96,166	-854	-1.0	95,312	95,312
DD.107	852,633	0	924,256	-8,675	-1.0	915,581	915,581
DD.108	5,696	0	6,411	0	0.0	6,411	6,411
DD.109	713,105	0	773,017	-7,263	-1.0	765,754	765,754
DD.112	11,571,294	0	12,231,791	-114,907	-1.0	12,116,884	12,116,884
DD.113	266,296	0	288,673	-2,709	-1.0	285,964	285,964
DD.114	860,262	0	932,524	-8,759	-1.0	923,765	923,765
DD.115	78,997	0	85,621	-753	-1.0	84,868	84,868
DD.124	9,577	0	10,356	0	0.0	10,356	10,356
DD.117	376,924	0	408,582	-3,831	-1.0	404,751	404,751
DD.123	187,085	0	202,796	-1,838	-1.0	200,958	200,958
DD.119	317,002	0	343,625	-3,218	-1.0	340,407	340,407
DD.120	60,969	0	66,072	-744	-1.0	65,328	65,328
DD.122	2,475,735	0	2,683,695	-25,213	-1.0	2,658,482	2,658,482
DD.125	171,935	0	186,388	-1,751	-1.0	184,637	184,637
D.1	0	0	1,360,686	0	0.0	1,360,686	1,360,686
D.2	0	0	964,881	0	0.0	964,881	964,881
D.3	0	0	0	0	0.0	0	0.000
D.4	820	0	838	100	11.0	938	0.938
D.5	179,736	0	188,169	-3,122	-2.0	185,047	185,047
D.6	837,182	0	845,716	-7,993	-1.0	837,723	837,723
D.7	133,424	0	134,832	-1,404	-1.0	133,428	133,428
D.8	506,866	0	511,989	-4,807	-1.0	507,182	507,182

31 Dec-17		77,340,509	2,142,555						
Lse/Muni	PTID	NAME	CSS Load	Load Mod	Total-load mod w/losses	Unaccounted	Percent	Total - load mod w/losses + unaccounted	Mwh to NYISO
FF.1			22,765,043	972.657	23,640,784	765,647	3.0	24,406,431	24,406,452
FF.2			552,693	0	599,124	-5,635	-1.0	593,489	593,489
FF.3			169,252	0	183,463	-1,728	-1.0	181,735	181,735
FF.8			2,566	0	2,566	0	0.0	2,566	2,566
FF.10			28,550	0	30,966	-65	0.0	30,901	30,901
FF.12			18,830	0	20,446	0	0.0	20,446	20,446
FF.13			1,210,070	0	1,301,775	-12,223	-1.0	1,289,552	1,289,552
FF.15			3,165,005	0	3,397,707	-31,906	-1.0	3,365,801	3,365,801
FF.16			1,949,460	0	2,113,231	-19,844	-1.0	2,093,387	2,093,387
FF.17			104,322	0	113,050	-973	-1.0	112,077	112,077
FF.20			710,154	0	769,801	-7,242	-1.0	762,559	762,559
FF.21			19,367	0	21,031	0	0.0	21,031	21,031
FF.22			583,612	0	632,641	-5,960	-1.0	626,681	626,681
FF.23			123,144	0	133,495	-1,244	-1.0	132,251	132,251
FF.24			2,282,649	0	2,421,880	-22,755	-1.0	2,399,125	2,399,125
FF.25			99,194	0	107,546	-950	-1.0	106,596	106,596
FF.26			93,766	0	101,642	-913	-1.0	100,729	100,729
FF.29			150,116	0	162,721	-1,502	-1.0	161,219	161,219
FF.30			346,290	0	375,369	-3,478	-1.0	371,891	371,891
FF.31			73,595	0	79,764	-745	-1.0	79,019	79,019
FF.32			60,240	0	65,202	-744	-1.0	64,458	64,458
FF.33			10,912	0	11,789	0	0.0	11,789	11,789
FF.34			13,405	0	14,517	0	0.0	14,517	14,517
FF.35			57,854	0	62,706	-742	-1.0	61,964	61,964
FF.36			134,348	0	145,619	-1,382	-1.0	144,237	144,237
FF.37			7,692	0	8,436	0	0.0	8,436	8,436
FF.38			1,221	0	1,221	0	0.0	1,221	1,221
FF.40			1,315,788	0	1,426,325	-13,404	-1.0	1,412,921	1,412,921
FF.41			87,976	0	95,342	-841	-1.0	94,501	94,501
FF.42			4,507	0	4,962	0	0.0	4,962	4,962
FF.44			37,963	0	38,690	-518	-1.0	38,172	38,172
FF.45			0	0	0	0	0.0	0	0.000
FF.46			0	0	0	0	0.0	0	0.000
FF.48			13	0	13	0	0.0	13	0.013
FF.49			0	0	0	0	0.0	0	0.000
FF.50			0	0	0	0	0.0	0	0.000
FF.51			55,244	0	59,867	-744	-1.0	59,123	59,123
FF.52			138,595	0	141,606	-1,491	-1.0	140,115	140,115
FF.53			26,150	0	28,360	-6	0.0	28,354	28,354
FF.54			251,030	0	272,130	-2,599	-1.0	269,531	269,531
FF.55			18,523	0	20,132	0	0.0	20,132	20,132
FF.56			10,605	0	11,496	0	0.0	11,496	11,496
FF.58			47,713	0	51,728	-686	-1.0	51,042	51,042
FF.59			27,072	0	29,383	-24	0.0	29,359	29,359
FF.60			106,298	0	115,219	-1,042	-1.0	114,177	114,177
FF.61			20,113	0	21,835	0	0.0	21,835	21,835
FF.64			10,315	0	11,147	0	0.0	11,147	11,147
FF.65			24,098	0	26,126	-1	0.0	26,125	26,125
FF.66			29,006	0	31,448	-30	0.0	31,418	31,418
FF.96			15,863	0	17,229	0	0.0	17,229	17,229
FF.67			182,603	0	197,938	-1,881	-1.0	196,057	196,057
FF.68			738,865	0	776,635	25,079	3.0	801,714	801,714
FF.69			169,824	0	184,095	5,892	3.0	189,987	189,987
FF.71			26,384	0	28,617	-4	0.0	28,613	28,613
FF.74			9,166	0	9,948	0	0.0	9,948	9,948
FF.75			4,816	0	5,367	0	0.0	5,367	5,367
FF.76			145,604	0	157,827	-1,508	-1.0	156,319	156,319
FF.77			3,091	0	3,148	0	0.0	3,148	3,148
FF.78			39,171	0	42,464	-412	-1.0	42,052	42,052
FF.79			3,295	0	3,401	0	0.0	3,401	3,401
FF.81			12,804	0	13,868	0	0.0	13,868	13,868
FF.83			79,356	0	86,019	-777	-1.0	85,242	85,242
FF.95			217,096	0	232,449	-2,169	-1.0	230,280	230,280
FF.87			76,242	0	82,623	-748	-1.0	81,875	81,875
FF.90			15,438	0	16,760	0	0.0	16,760	16,760
FF.92			21,146	0	22,933	0	0.0	22,933	22,933
FF.93			4,764	0	5,283	0	0.0	5,283	5,283
FF.97			4,118	0	4,471	0	0.0	4,471	4,471
F.1			33,873,413	0	34,402,578	1,494,832	4.0	35,897,410	35,897,410
Zone Total			72,587,418	972.657	75,197,954	2,142,534		77,340,488	77,340,509
Grand Total			3,097,424,583	150,757,940	3,380,230,366	-63,711,406		3,316,518,960	3,316,519

Zone	Date	KWH from NYISO	Total Unaccounted Load per Subzone							
1	Jan-18	1,045,146,644	-27,078,012							
Lse/Muni	PTID	NAME	CSS Load	Load Mod	Total-load mod w/losses	Unaccounted	Percent	Total - load mod w/losses + unaccounted	Mwh to NYISO	
AA.1			305,557,132	466,868	328,625,105	-12,806,853	-4.0	315,818,252	315,818.224	
AA.2			2,172,898	0	2,355,423	-27,731	-1.0	2,327,692	2,327.692	
AA.3			1,768,192	0	1,916,727	-22,569	-1.0	1,894,158	1,894.158	
AA.5			558	0	606	0	0.0	606	0.606	
AA.8			8,831,926	0	9,507,509	-111,940	-1.0	9,395,569	9,395.569	
AA.10			1,034,643	0	1,121,551	-13,212	-1.0	1,108,339	1,108.339	
AA.11			5,036,189	0	5,402,870	-63,621	-1.0	5,339,249	5,339.249	
AA.12			17,170,537	0	18,208,416	-214,399	-1.0	17,994,017	17,994.017	
AA.13			20,912,006	0	21,480,614	-252,945	-1.0	21,227,669	21,227.669	
AA.14			3,941,364	0	4,126,605	-48,604	-1.0	4,078,001	4,078.001	
AA.16			958,211	0	978,303	-36,551	-4.0	941,752	941.752	
AA.17			3,062,774	0	3,254,338	-38,316	-1.0	3,216,022	3,216.022	
AA.18			3,046,925	0	3,299,287	-38,847	-1.0	3,260,440	3,260.440	
AA.19			4,493,441	0	4,838,181	-56,981	-1.0	4,781,200	4,781.200	
AA.21			6,048,609	0	6,372,030	-75,036	-1.0	6,296,994	6,296.994	
AA.22			100,521,540	0	106,294,004	-1,251,621	-1.0	105,042,383	105,042.383	
AA.23			16,646,983	0	17,669,422	-208,072	-1.0	17,461,350	17,461.350	
AA.24			2,492,268	0	2,680,277	-31,545	-1.0	2,648,732	2,648.732	
AA.25			3,812,602	0	3,892,678	-45,841	-1.0	3,846,837	3,846.837	
AA.26			244,102	0	264,608	-3,133	-1.0	261,475	261.475	
AA.27			154,500	0	167,472	-1,983	-1.0	165,489	165.489	
AA.28			4,221,587	0	4,444,277	-52,330	-1.0	4,391,947	4,391.947	
AA.29			41,416,725	0	44,093,654	-519,205	-1.0	43,574,449	43,574.449	
AA.30			12,141,499	0	13,079,461	-154,011	-1.0	12,925,450	12,925.450	
AA.31			4,168,156	0	4,516,477	-53,189	-1.0	4,463,288	4,463.288	
AA.32			2,852,334	0	3,078,453	-36,240	-1.0	3,042,213	3,042.213	
AA.122			174,140,059	0	178,429,423	-6,596,184	-4.0	171,833,239	171,833.239	
AA.121			59,578,056	0	61,196,240	-2,318,583	-4.0	58,877,657	58,877.657	
AA.36			147,973	0	154,948	-1,772	-1.0	153,176	153.176	
AA.37			190,137	0	199,111	-2,324	-1.0	196,787	196.787	
AA.38			0	0	0	0	0.0	0	0.000	
AA.39			216,761	0	226,943	-2,596	-1.0	224,347	224.347	
AA.40			377,832	0	395,732	-4,784	-1.0	390,948	390.948	
AA.41			107,976	0	113,035	-1,301	-1.0	111,734	111.734	
AA.42			406,596	0	425,703	-4,998	-1.0	420,705	420.705	
AA.43			428,952	0	438,009	-5,186	-1.0	432,823	432.823	
AA.44			1,616,384	0	1,715,293	-20,196	-1.0	1,695,097	1,695.097	
AA.45			1,581,444	0	1,670,627	-58,497	-4.0	1,612,130	1,612.130	
AA.46			116,560	0	119,027	-1,381	-1.0	117,646	117.646	
AA.47			556,755	0	590,704	-6,984	-1.0	583,720	583.720	
AA.48			1,898,414	0	1,993,929	-23,464	-1.0	1,970,465	1,970.465	
AA.50			1,211,545	0	1,286,091	-15,139	-1.0	1,270,952	1,270.952	
AA.52			17,668,810	0	19,104,134	-224,939	-1.0	18,879,195	18,879.195	
AA.53			549,735	0	595,909	-7,028	-1.0	588,881	588.881	
AA.56			2,329,062	0	2,524,273	-29,722	-1.0	2,494,551	2,494.551	
AA.57			2,793,260	0	3,027,898	-35,674	-1.0	2,992,224	2,992.224	
AA.58			587,960	0	636,670	-7,492	-1.0	629,178	629.178	
AA.59			5,166,451	0	5,473,147	-64,435	-1.0	5,408,712	5,408.712	
AA.60			66,234	0	71,779	-800	-1.0	70,979	70.979	
AA.61			2,622,203	0	2,797,168	-32,948	-1.0	2,764,220	2,764.220	
AA.62			126,906	0	137,564	-1,634	-1.0	135,930	135.930	
AA.63			156,963	0	168,481	-1,992	-1.0	166,489	166.489	
AA.64			335,072	0	360,144	-4,233	-1.0	355,911	355.911	
AA.65			523,263	0	560,007	-6,615	-1.0	553,392	553.392	
AA.66			1,233,195	0	1,330,212	-15,680	-1.0	1,314,532	1,314.532	
AA.67			883,726	0	949,316	-11,187	-1.0	938,129	938.129	
AA.68			857,585	0	929,622	-10,940	-1.0	918,682	918.682	
AA.69			3,958,204	0	4,290,697	-50,525	-1.0	4,240,172	4,240.172	
AA.70			1,469,492	0	1,543,485	-18,153	-1.0	1,525,332	1,525.332	
AA.72			1,115,699	0	1,209,416	-14,246	-1.0	1,195,170	1,195.170	
AA.74			11,775,459	0	12,762,692	-150,279	-1.0	12,612,413	12,612.413	
AA.75			0	0	0	0	0.0	0	0.000	
AA.76			3,067,766	0	3,325,460	-39,168	-1.0	3,286,292	3,286.292	
AA.78			928,304	0	1,006,287	-11,844	-1.0	994,443	994.443	
AA.80			656,815	0	709,576	-8,352	-1.0	701,224	701.224	
AA.81			0	0	0	0	0.0	0	0.000	
AA.132			1,706,596	0	1,812,523	-21,347	-1.0	1,791,176	1,791.176	
AA.82			354,883	0	384,693	-4,537	-1.0	380,156	380.156	
AA.83			242,021	0	262,344	-3,088	-1.0	259,256	259.256	
AA.84			27,559	0	28,303	0	0.0	28,303	28.303	
AA.85			2,471,750	0	2,679,363	-31,542	-1.0	2,647,821	2,647.821	
AA.86			5,245	0	5,930	0	0.0	5,930	5.930	
AA.87			72,128	0	78,172	-866	-1.0	77,306	77.306	
AA.88			97	0	97	0	0.0	97	0.097	
AA.89			126,872	0	137,542	-1,616	-1.0	135,926	135.926	
AA.90			137,293	0	148,830	-1,749	-1.0	147,081	147.081	
AA.91			16,375,222	0	17,680,440	-208,192	-1.0	17,472,248	17,472.248	
AA.92			148,250	0	160,698	-1,858	-1.0	158,840	158.840	
AA.95			69,076	0	74,837	-825	-1.0	74,012	74.012	
AA.97			232,117	0	251,606	-2,983	-1.0	248,623	248.623	
AA.98			482,609	0	523,136	-6,152	-1.0	516,984	516.984	
AA.99			138,497	0	150,132	-1,752	-1.0	148,380	148.380	
AA.100			180,832	0	196,010	-2,307	-1.0	193,703	193.703	
AA.101			16,188,238	0	17,412,221	-205,020	-1.0	17,207,201	17,207.201	
AA.102			9,137,583	0	9,575,012	-369,278	-4.0	9,205,734	9,205.734	
AA.104			168,727	0	182,892	-2,142	-1.0	180,750	180.750	
AA.106			141,763	0	144,733	-1,520	-1.0	143,213	143.213	
AA.108			637,974	0	691,547	-8,142	-1.0	683,405	683.405	

AA.109	153,138	0	166,015	-1,920	-1.0	164,095	164.095
AA.110	1,578,828	0	1,711,441	-20,148	-1.0	1,691,293	1,691.293
AA.111	264,485	0	286,712	-3,407	-1.0	283,305	283.305
AA.112	263,591	0	285,735	-3,358	-1.0	282,377	282.377
AA.113	23,977	0	25,978	-116	0.0	25,862	25.862
AA.115	69,626	0	75,441	-834	-1.0	74,607	74.607
AA.116	450	0	450	0	0.0	450	0.450
AA.117	647,740	0	702,163	-8,276	-1.0	693,887	693.887
AA.120	2,718,965	0	2,935,342	-34,568	-1.0	2,900,774	2,900.774
AA.123	54,941	0	59,555	-744	-1.0	58,811	58.811
AA.124	688,028	0	745,808	-8,772	-1.0	737,036	737.036
AA.125	94,456	0	102,361	-1,128	-1.0	101,233	101.233
AA.134	37,644	0	40,799	-690	-2.0	40,109	40.109
AA.127	265,827	0	288,166	-3,390	-1.0	284,776	284.776
AA.133	36,869	0	39,972	-673	-2.0	39,299	39.299
AA.129	394,769	0	427,944	-5,018	-1.0	422,926	422.926
AA.130	7,198	0	7,942	0	0.0	7,942	7.942
AA.131	1,683,153	0	1,773,236	-20,883	-1.0	1,752,353	1,752.353
AA.135	133,158	0	144,336	-1,694	-1.0	142,642	142.642
A.1	3,416,354	0	3,512,953	-110,251	-3.0	3,402,702	3,402.702
A.2	0	0	20,450,646	0	0.0	20,450,646	20,450.646
A.3	0	0	15,045,874	0	0.0	15,045,874	15,045.874
A.4	0	0	17,102,938	0	0.0	17,102,938	17,102.938
A.5	0	0	0	0	0.0	0	0.000
A.6	0	0	22,247,336	0	0.0	22,247,336	22,247.336
A.7	0	0	7,296,573	0	0.0	7,296,573	7,296.573
A.8	0	0	30,779	-1,148	-4.0	29,631	29.631
Zone Total	935,733,838	466,868	1,072,224,656	-27,077,984		1,045,146,672	1,045,146.644

Zone	Date	KWH from NYISO	Total Unaccounted Load per Subzone
2	Jan-18	656,763,578	-21,508,618

Lse/Muni	PTID	NAME	CSS Load	Load Mod	Total-load mod w/losses	Unaccounted	Percent	Total - load mod w/losses + unaccounted	Mwh to NYISO
BB.1			281,681,976	20,531,247	282,242,219	-17,482,909	-7.0	264,759,310	264,759.313
BB.2			3,889,651	0	4,216,387	-49,639	-1.0	4,166,748	4,166.748
BB.3			351,684	0	378,311	-4,442	-1.0	373,869	373.869
BB.4			1,931,386	0	2,093,624	-24,647	-1.0	2,068,977	2,068.977
BB.6			921	0	967	0	0.0	967	0.967
BB.9			1,081,197	0	1,166,142	-13,734	-1.0	1,152,408	1,152.408
BB.11			897,183	0	972,546	-11,449	-1.0	961,097	961.097
BB.13			191,855	0	207,974	-2,435	-1.0	205,539	205.539
BB.15			168,385	0	171,945	-2,122	-1.0	169,823	169.823
BB.16			72,122,375	0	77,346,183	-910,758	-1.0	76,435,425	76,435.425
BB.17			35,578,157	0	38,135,634	-449,048	-1.0	37,686,586	37,686.586
BB.18			8,342,838	0	8,662,887	-101,995	-1.0	8,560,892	8,560.892
BB.19			1,042,890	0	1,110,122	-13,067	-1.0	1,097,055	1,097.055
BB.20			22,950	0	24,871	-60	0.0	24,811	24.811
BB.21			13,964,135	0	14,622,464	-172,186	-1.0	14,450,278	14,450.278
BB.22			28,408,003	0	30,212,244	-355,766	-1.0	29,856,478	29,856.478
BB.23			2,358,967	0	2,554,788	-30,077	-1.0	2,524,711	2,524.711
BB.24			2,840,784	0	3,079,345	-36,249	-1.0	3,043,096	3,043.096
BB.25			2,257,149	0	2,446,749	-28,805	-1.0	2,417,944	2,417.944
BB.29			1,220,064	0	1,245,715	-14,663	-1.0	1,231,052	1,231.052
BB.30			1,569,378	0	1,602,333	-18,842	-1.0	1,583,491	1,583.491
BB.31			0	0	0	0	0.0	0	0.000
BB.32			70,596	0	72,122	-825	-1.0	71,297	71.297
BB.33			0	0	0	0	0.0	0	0.000
BB.34			1,679,184	0	1,714,472	-20,163	-1.0	1,694,309	1,694.309
BB.35			0	0	0	0	0.0	0	0.000
BB.36			2,223,073	0	2,269,760	-26,749	-1.0	2,243,011	2,243.011
BB.37			0	0	0	0	0.0	0	0.000
BB.38			1,471,003	0	1,567,486	-18,451	-1.0	1,549,035	1,549.035
BB.39			2,381,336	0	2,526,602	-29,749	-1.0	2,496,853	2,496.853
BB.41			1,622,753	0	1,759,062	-20,722	-1.0	1,738,340	1,738.340
BB.42			402,191	0	435,973	-5,130	-1.0	430,843	430.843
BB.45			1,529,349	0	1,657,812	-19,517	-1.0	1,638,295	1,638.295
BB.46			2,743,312	0	2,973,754	-35,012	-1.0	2,938,742	2,938.742
BB.47			633,604	0	686,823	-8,081	-1.0	678,742	678.742
BB.48			15,036,586	0	16,072,032	-189,240	-1.0	15,882,792	15,882.792
BB.49			38,650	0	41,917	-710	-2.0	41,207	41.207
BB.50			115,867	0	125,616	-1,543	-1.0	124,073	124.073
BB.51			605,757	0	656,636	-7,751	-1.0	648,885	648.885
BB.52			3,782,481	0	4,100,211	-48,279	-1.0	4,051,932	4,051.932
BB.53			192,148	0	208,296	-2,481	-1.0	205,815	205.815
BB.54			918,822	0	996,007	-11,731	-1.0	984,276	984.276
BB.56			2,879	0	2,991	0	0.0	2,991	2.991
BB.57			14,316	0	15,082	0	0.0	15,082	15.082
BB.58			8,454,524	0	9,164,554	-107,917	-1.0	9,056,637	9,056.637
BB.59			2,298,196	0	2,491,238	-29,325	-1.0	2,461,913	2,461.913
BB.61			416,775	0	451,785	-5,319	-1.0	446,466	446.466
BB.63			118,009	0	127,922	-1,636	-1.0	126,286	126.286
BB.64			218	0	221	0	0.0	221	0.221
BB.65			2,259	0	2,384	0	0.0	2,384	2.384
BB.66			62	0	66	-1	-2.0	65	0.065
BB.67			46	0	48	-1	-2.0	47	0.047
BB.68			9,559	0	10,009	-116	-1.0	9,893	9.893
BB.69			32	0	34	0	0.0	34	0.034
BB.70			0	0	0	0	0.0	0	0.000
BB.71			6,973,021	0	7,120,692	-83,843	-1.0	7,036,849	7,036.849
BB.72			317,010	0	343,640	-4,042	-1.0	339,598	339.598
BB.73			253,758	0	275,074	-3,249	-1.0	271,825	271.825
BB.74			1,583,417	0	1,616,668	-19,028	-1.0	1,597,640	1,597.640
BB.75			1,892,537	0	2,051,217	-24,158	-1.0	2,027,059	2,027.059

BB.76	74,015	0	80,214	-882	-1.0	79,332	79,332
BB.77	87,905	0	95,283	-1,072	-1.0	94,211	94,211
BB.78	2,417	0	2,417	0	0.0	2,417	2,417
BB.79	970,005	0	1,051,474	-12,400	-1.0	1,039,074	1,039,074
BB.80	119,749	0	129,817	-1,584	-1.0	128,233	128,233
BB.81	887,128	0	958,736	-11,290	-1.0	947,446	947,446
BB.82	132,993	0	144,175	-1,678	-1.0	142,497	142,497
BB.85	26,374	0	28,596	-191	-1.0	28,405	28,405
BB.87	329,571	0	357,251	-4,218	-1.0	353,033	353,033
BB.88	364,210	0	394,798	-4,616	-1.0	390,182	390,182
BB.89	298,120	0	323,151	-3,775	-1.0	319,376	319,376
BB.90	2,145,612	0	2,325,835	-27,367	-1.0	2,298,468	2,298,468
BB.92	90,136	0	97,687	-1,138	-1.0	96,549	96,549
BB.93	11,768,944	0	12,310,140	-797,169	-7.0	11,512,971	11,512,971
BB.95	155,249	0	168,289	-1,957	-1.0	166,332	166,332
BB.98	243,026	0	263,457	-3,070	-1.0	260,387	260,387
BB.99	333,522	0	361,532	-4,262	-1.0	357,270	357,270
BB.100	844,043	0	914,931	-10,781	-1.0	904,150	904,150
BB.101	21,051	0	22,819	-29	0.0	22,790	22,790
BB.102	397,668	0	431,064	-5,073	-1.0	425,991	425,991
BB.103	48,675	0	52,772	-744	-1.0	52,028	52,028
BB.105	64,782	0	70,204	-782	-1.0	69,422	69,422
BB.106	4,083	0	4,418	0	0.0	4,418	4,418
BB.107	338,449	0	366,879	-4,318	-1.0	362,561	362,561
BB.110	2,764,526	0	2,964,588	-34,914	-1.0	2,929,674	2,929,674
BB.111	15,773	0	17,120	0	0.0	17,120	17,120
BB.112	370,396	0	401,503	-4,729	-1.0	396,774	396,774
BB.113	23,681	0	25,662	0	0.0	25,662	25,662
BB.114	298,977	0	305,271	-3,596	-1.0	301,675	301,675
BB.125	13,968	0	15,229	0	0.0	15,229	15,229
BB.116	289,207	0	313,498	-3,696	-1.0	309,802	309,802
BB.122	56,394	0	61,127	-744	-1.0	60,383	60,383
BB.118	194,487	0	210,831	-2,501	-1.0	208,330	208,330
BB.119	4,624	0	5,121	0	0.0	5,121	5,121
BB.121	694,086	0	737,667	-8,693	-1.0	728,974	728,974
BB.123	7,843,909	0	8,371,623	-98,577	-1.0	8,273,046	8,273,046
BB.124	401,434	0	435,162	-5,113	-1.0	430,049	430,049
B.2	0	0	75,508,378	0	0.0	75,508,378	75,508,378
B.3	0	0	33,911,821	0	0.0	33,911,821	33,911,821
Zone Total	550,424,447	20,531,247	678,272,196	-21,508,621		656,763,575	656,763,578

Zone	Date	KWH from NYISO	Total Unaccounted Load per Subzone
3	Jan-18	398,387,918	-16,887,728

Lse/Muni	PTID	NAME	CSS Load	Load Mod	Total-load mod w/losses	Unaccounted	Percent	Total - load mod w/losses + unaccounted	Mwh to NYISO
CC.1			190,852,041	47,835,372	157,222,511	-12,638,571	-9.0	144,583,940	144,583,946
CC.2			4,093,306	0	4,437,152	-52,244	-1.0	4,384,908	4,384,908
CC.3			112,262	0	121,709	-1,448	-1.0	120,261	120,261
CC.4			1,424,407	0	1,544,043	-18,186	-1.0	1,525,857	1,525,857
CC.9			306,729	0	331,092	-3,893	-1.0	327,199	327,199
CC.11			659,810	0	715,238	-8,409	-1.0	706,829	706,829
CC.13			98,310	0	106,564	-1,277	-1.0	105,287	105,287
CC.14			0	0	0	0	0.0	0	0.000
CC.15			5,172,478	0	5,602,908	-65,970	-1.0	5,536,938	5,536,938
CC.17			65,239,793	0	69,119,151	-813,876	-1.0	68,305,275	68,305,275
CC.18			22,498,553	0	24,127,574	-284,097	-1.0	23,843,477	23,843,477
CC.19			1,279,560	0	1,387,047	-16,325	-1.0	1,370,722	1,370,722
CC.20			2,062,922	0	2,181,269	-25,691	-1.0	2,155,578	2,155,578
CC.21			20,653	0	22,388	-2	0.0	22,386	22,386
CC.22			3,766,906	0	3,984,268	-46,916	-1.0	3,937,352	3,937,352
CC.23			11,859,485	0	12,618,010	-148,569	-1.0	12,469,441	12,469,441
CC.24			1,126,240	0	1,219,064	-14,342	-1.0	1,204,722	1,204,722
CC.25			3,338,628	0	3,618,302	-42,604	-1.0	3,575,698	3,575,698
CC.26			4,994,474	0	5,366,906	-63,199	-1.0	5,303,707	5,303,707
CC.30			78,432	0	80,066	-904	-1.0	79,162	79,162
CC.31			211,835	0	216,284	-2,586	-1.0	213,698	213,698
CC.32			6,844,358	0	7,283,865	-85,764	-1.0	7,198,101	7,198,101
CC.33			8,487	0	9,231	0	0.0	9,231	9,231
CC.35			423,280	0	458,836	-5,402	-1.0	453,434	453,434
CC.36			335,882	0	364,093	-4,282	-1.0	359,811	359,811
CC.37			207,042	0	211,386	-2,484	-1.0	208,902	208,902
CC.40			1,557,337	0	1,688,162	-19,878	-1.0	1,668,284	1,668,284
CC.41			3,825,779	0	4,147,138	-48,833	-1.0	4,098,305	4,098,305
CC.42			498,656	0	540,544	-6,373	-1.0	534,171	534,171
CC.43			6,250,369	0	6,698,546	-78,881	-1.0	6,619,665	6,619,665
CC.44			37,210	0	40,356	-672	-2.0	39,684	39,684
CC.45			109,022	0	118,183	-1,446	-1.0	116,737	116,737
CC.46			82,909	0	84,594	-905	-1.0	83,689	83,689
CC.47			539,822	0	585,168	-6,898	-1.0	578,270	578,270
CC.48			3,739,263	0	4,053,363	-47,735	-1.0	4,005,628	4,005,628
CC.49			147,714	0	160,108	-1,801	-1.0	158,307	158,307
CC.50			750,597	0	813,650	-9,577	-1.0	804,073	804,073
CC.52			11,906,008	0	12,905,807	-151,982	-1.0	12,753,825	12,753,825
CC.96			2,307,915	0	2,501,781	-29,453	-1.0	2,472,328	2,472,328
CC.54			175,609	0	190,338	-2,219	-1.0	188,119	188,119
CC.57			78	0	83	0	0.0	83	0.083
CC.58			0	0	0	0	0.0	0	0.000
CC.59			0	0	0	0	0.0	0	0.000
CC.60			0	0	0	0	0.0	0	0.000
CC.61			19	0	19	0	0.0	19	0.019
CC.62			593	0	626	0	0.0	626	0.626
CC.63			0	0	0	0	0.0	0	0.000
CC.64			0	0	0	0	0.0	0	0.000

CC.65	326	0	350	0	0.0	350	0.350
CC.66	0	0	0	0	0.0	0	0.000
CC.67	0	0	0	0	0.0	0	0.000
CC.68	7	0	7	0	0.0	7	0.007
CC.69	0	0	0	0	0.0	0	0.000
CC.70	931	0	996	-5	-1.0	991	0.991
CC.71	5,636	0	6,113	-107	-2.0	6,006	6.006
CC.72	46	0	47	0	0.0	47	0.047
CC.73	14	0	14	0	0.0	14	0.014
CC.74	142	0	145	-2	-1.0	143	0.143
CC.75	11	0	11	0	0.0	11	0.011
CC.76	181	0	184	-1	-1.0	183	0.183
CC.77	3	0	3	0	0.0	3	0.003
CC.78	46	0	47	0	0.0	47	0.047
CC.79	122	0	125	0	0.0	125	0.125
CC.80	4	0	4	0	0.0	4	0.004
CC.81	0	0	0	0	0.0	0	0.000
CC.82	1,795	0	1,879	-16	-1.0	1,863	1.863
CC.83	0	0	0	0	0.0	0	0.000
CC.84	11,025	0	11,489	-207	-2.0	11,282	11.282
CC.85	0	0	0	0	0.0	0	0.000
CC.86	1,899	0	1,982	-18	-1.0	1,964	1.964
CC.87	0	0	0	0	0.0	0	0.000
CC.88	2	0	2	0	0.0	2	0.002
CC.89	0	0	0	0	0.0	0	0.000
CC.90	1	0	1	0	0.0	1	0.001
CC.91	0	0	0	0	0.0	0	0.000
CC.92	0	0	0	0	0.0	0	0.000
CC.93	0	0	0	0	0.0	0	0.000
CC.145	562,202	0	609,430	-7,180	-1.0	602,250	602.250
CC.94	276,774	0	300,026	-3,524	-1.0	296,502	296.502
CC.95	204,285	0	221,435	-2,609	-1.0	218,826	218.826
CC.97	2,310,361	0	2,504,424	-29,481	-1.0	2,474,943	2,474.943
CC.98	98,000	0	106,223	-1,239	-1.0	104,984	104.984
CC.99	125,763	0	136,327	-1,607	-1.0	134,720	134.720
CC.100	3,462	0	3,590	0	0.0	3,590	3.590
CC.101	925,836	0	1,003,615	-11,827	-1.0	991,788	991.788
CC.102	66,955	0	72,582	-811	-1.0	71,771	71.771
CC.103	380,050	0	411,968	-4,851	-1.0	407,117	407.117
CC.104	204,908	0	222,113	-2,639	-1.0	219,474	219.474
CC.107	44,439	0	48,178	-742	-2.0	47,436	47.436
CC.109	357,396	0	387,422	-4,568	-1.0	382,854	382.854
CC.110	558,518	0	605,432	-7,141	-1.0	598,291	598.291
CC.111	99,965	0	108,356	-1,321	-1.0	107,035	107.035
CC.112	108,459	0	110,733	-1,304	-1.0	109,429	109.429
CC.113	1,548,370	0	1,678,443	-19,752	-1.0	1,658,691	1,658.691
CC.114	989,445	0	1,072,545	-12,629	-1.0	1,059,916	1,059.916
CC.115	46,312	0	50,221	-744	-2.0	49,477	49.477
CC.116	14,533,676	0	15,178,799	-1,288,576	-9.0	13,890,223	13,890.223
CC.118	242,081	0	262,429	-3,079	-1.0	259,350	259.350
CC.121	125,721	0	136,284	-1,584	-1.0	134,700	134.700
CC.122	112,014	0	121,411	-1,502	-1.0	119,909	119.909
CC.123	794,704	0	861,465	-10,148	-1.0	851,317	851.317
CC.124	62,118	0	67,351	-744	-1.0	66,607	66.607
CC.125	326,608	0	354,035	-4,165	-1.0	349,870	349.870
CC.126	55,358	0	60,007	-744	-1.0	59,263	59.263
CC.128	38,256	0	41,493	-702	-2.0	40,791	40.791
CC.129	3,326	0	3,431	0	0.0	3,431	3.431
CC.130	349,229	0	378,568	-4,456	-1.0	374,112	374.112
CC.133	1,897,905	0	2,004,841	-23,606	-1.0	1,981,235	1,981.235
CC.134	22,152	0	24,027	-46	0.0	23,981	23.981
CC.135	400,414	0	434,048	-5,114	-1.0	428,934	428.934
CC.136	15,194	0	16,533	0	0.0	16,533	16.533
CC.148	1,653	0	1,653	0	0.0	1,653	1.653
CC.138	163,869	0	177,633	-2,071	-1.0	175,562	175.562
CC.146	30,347	0	32,866	-388	-1.0	32,478	32.478
CC.140	179,837	0	194,927	-2,291	-1.0	192,636	192.636
CC.141	11,078	0	11,974	0	0.0	11,974	11.974
CC.142	198,430	0	202,602	-2,372	-1.0	200,230	200.230
CC.143	72,060	0	73,562	-744	-1.0	72,818	72.818
CC.144	1,447,274	0	1,507,009	-17,753	-1.0	1,489,256	1,489.256
CC.147	80,803	0	87,568	-968	-1.0	86,600	86.600
C.1	7,122,001	0	7,193,945	-485,694	-7.0	6,708,251	6,708.251
C.2	0	0	10,608,454	0	0.0	10,608,454	10,608.454
C.3	0	0	3,302,155	0	0.0	3,302,155	3,302.155
C.4	658,440	0	689,130	-48,936	-8.0	640,194	640.194
C.5	3,200	0	3,264	335	9.0	3,599	3.599
C.6	0	0	10,730,994	0	0.0	10,730,994	10,730.994
C.7	0	0	6,639,029	0	0.0	6,639,029	6,639.029
C.8	6,723,541	0	6,864,728	-80,832	-1.0	6,783,896	6,783.896
C.9	435,200	0	455,546	-33,535	-8.0	422,011	422.011
Zone Total		403,984,953	47,835,372	415,275,646	-16,887,734	398,387,912	398,387.918

Zone	Date	KWH from NYISO	Total Unaccounted Load per Subzone
4	Jan-18	1,049,169,225	-16,513,153

Lse/Muni	PTID	NAME	CSS Load	Load Mod	Total-load mod w/losses	Unaccounted	Percent	Total - load mod w/losses + unaccounted	Mwh to NYISO
DD.1			465,393,068	65,021,295	436,125,173	-8,527,996	-2.0	427,597,177	427,597.151
DD.2			6,810,746	0	7,382,651	-86,927	-1.0	7,295,724	7,295.724
DD.3			122,373	0	132,641	-1,506	-1.0	131,135	131.135
DD.4			4,929,788	0	5,343,884	-62,927	-1.0	5,280,957	5,280.957
DD.9			1,699,051	0	1,812,067	-21,339	-1.0	1,790,728	1,790.728
DD.11			1,072,200	0	1,162,270	-13,680	-1.0	1,148,590	1,148.590

DD.13	8,229,767	0	8,402,607	-183,714	-2.0	8,218,893	8,218.893
DD.14	543,044	0	588,653	-6,952	-1.0	581,701	581.701
DD.15	89,567	0	97,056	-1,085	-1.0	95,971	95.971
DD.17	151,632,740	0	161,044,553	-1,896,296	-1.0	159,148,257	159,148.257
DD.18	159,327,198	0	166,129,335	-1,956,176	-1.0	164,173,159	164,173.159
DD.19	16,042,482	0	16,760,213	-197,366	-1.0	16,562,847	16,562.847
DD.20	684,743	0	742,263	-8,744	-1.0	733,519	733.519
DD.21	60,724	0	65,843	-744	-1.0	65,099	65.099
DD.22	4,054,226	0	4,254,267	-50,100	-1.0	4,204,167	4,204.167
DD.23	24,206,630	0	26,039,475	-306,616	-1.0	25,732,859	25,732.859
DD.24	390,259	0	423,043	-4,983	-1.0	418,060	418.060
DD.25	6,561,945	0	7,110,638	-83,740	-1.0	7,026,898	7,026.898
DD.26	9,445,402	0	10,210,943	-120,236	-1.0	10,090,707	10,090.707
DD.29	45,133	0	46,083	-542	-1.0	45,541	45.541
DD.30	27,275,617	0	28,497,195	-335,553	-1.0	28,161,642	28,161.642
DD.31	2,452,530	0	2,602,762	-30,654	-1.0	2,572,108	2,572.108
DD.32	1,380,591	0	1,445,472	-17,028	-1.0	1,428,444	1,428.444
DD.34	625,688	0	678,240	-7,970	-1.0	670,270	670.270
DD.35	614,328	0	665,928	-7,845	-1.0	658,083	658.083
DD.38	5,888,241	0	6,381,778	-75,143	-1.0	6,306,635	6,306.635
DD.39	6,891,396	0	7,424,640	-87,424	-1.0	7,337,216	7,337.216
DD.40	1,372,683	0	1,487,979	-17,534	-1.0	1,470,445	1,470.445
DD.41	8,172,516	0	8,851,291	-104,223	-1.0	8,747,068	8,747.068
DD.42	325,320	0	332,155	-3,914	-1.0	328,241	328.241
DD.43	1,971,806	0	2,013,211	-23,712	-1.0	1,989,499	1,989.499
DD.44	70,028	0	75,892	-843	-1.0	75,049	75.049
DD.45	599,342	0	649,694	-7,670	-1.0	642,024	642.024
DD.46	1,610,028	0	1,745,275	-20,548	-1.0	1,724,727	1,724.727
DD.47	4,182,639	0	4,533,971	-53,382	-1.0	4,480,589	4,480.589
DD.48	704,707	0	763,910	-8,996	-1.0	754,914	754.914
DD.49	6,894,749	0	7,469,362	-87,958	-1.0	7,381,404	7,381.404
DD.51	21,434,366	0	23,234,445	-273,597	-1.0	22,960,848	22,960.848
DD.52	18,675	0	19,067	-224	-1.0	18,843	18.843
DD.53	5,478,478	0	5,929,119	-69,823	-1.0	5,859,296	5,859.296
DD.56	856,724	0	928,675	-10,933	-1.0	917,742	917.742
DD.57	207,795	0	225,251	-2,648	-1.0	222,603	222.603
DD.58	3,530	0	3,547	0	0.0	3,547	3.547
DD.59	723	0	730	0	0.0	730	0.730
DD.60	7,522	0	7,797	0	0.0	7,797	7.797
DD.61	0	0	0	0	0.0	0	0.000
DD.62	2,214	0	2,321	-31	-1.0	2,290	2.290
DD.63	1,488	0	1,488	0	0.0	1,488	1.488
DD.64	11,068	0	11,269	-157	-1.0	11,112	11.112
DD.65	928	0	970	-7	-1.0	963	0.963
DD.66	0	0	0	0	0.0	0	0.000
DD.68	0	0	0	0	0.0	0	0.000
DD.69	4,315,976	0	4,422,785	-52,090	-1.0	4,370,695	4,370.695
DD.70	734,142	0	795,813	-9,365	-1.0	786,448	786.448
DD.71	1,676,916	0	1,712,140	-20,153	-1.0	1,691,987	1,691.987
DD.72	512,506	0	555,583	-6,543	-1.0	549,040	549.040
DD.73	2,336,157	0	2,385,229	-28,059	-1.0	2,357,170	2,357.170
DD.74	4,084,939	0	4,428,025	-52,134	-1.0	4,375,891	4,375.891
DD.75	308,224	0	333,344	-3,919	-1.0	329,425	329.425
DD.76	193,085	0	209,306	-2,476	-1.0	206,830	206.830
DD.77	4,173	0	4,534	0	0.0	4,534	4.534
DD.78	3,000,726	0	3,252,645	-38,301	-1.0	3,214,344	3,214.344
DD.79	228,533	0	247,718	-2,891	-1.0	244,827	244.827
DD.80	414,526	0	449,358	-5,279	-1.0	444,079	444.079
DD.81	325,776	0	332,563	-3,952	-1.0	328,611	328.611
DD.82	1,180,656	0	1,205,444	-14,179	-1.0	1,191,265	1,191.265
DD.83	278,208	0	284,162	-3,142	-1.0	281,020	281.020
DD.84	396,339	0	429,638	-5,056	-1.0	424,582	424.582
DD.87	148,729	0	161,213	-1,862	-1.0	159,351	159.351
DD.89	6,837,208	0	7,221,584	-85,041	-1.0	7,136,543	7,136.543
DD.90	874,146	0	947,575	-11,154	-1.0	936,421	936.421
DD.91	143,504	0	155,544	-1,843	-1.0	153,701	153.701
DD.92	4,002,405	0	4,338,615	-51,086	-1.0	4,287,529	4,287.529
DD.93	341,790	0	370,508	-4,377	-1.0	366,131	366.131
DD.94	114,056	0	123,638	-1,426	-1.0	122,212	122.212
DD.95	38,891,912	0	40,051,915	-989,686	-3.0	39,062,229	39,062.229
DD.97	888,204	0	962,823	-11,337	-1.0	951,486	951.486
DD.100	1,024,733	0	1,110,805	-13,069	-1.0	1,097,736	1,097.736
DD.101	144,087	0	156,194	-1,807	-1.0	154,387	154.387
DD.102	1,655,478	0	1,794,533	-21,120	-1.0	1,773,413	1,773.413
DD.103	324,711	0	351,986	-4,087	-1.0	347,899	347.899
DD.104	528,523	0	572,915	-6,743	-1.0	566,172	566.172
DD.105	93,924	0	101,803	-1,162	-1.0	100,641	100.641
DD.107	918,207	0	995,327	-11,733	-1.0	983,594	983.594
DD.108	3,959	0	4,313	0	0.0	4,313	4.313
DD.109	737,967	0	799,963	-9,409	-1.0	790,554	790.554
DD.112	11,353,898	0	12,008,617	-141,398	-1.0	11,867,219	11,867.219
DD.113	271,003	0	293,765	-3,482	-1.0	290,283	290.283
DD.114	944,953	0	1,024,319	-12,061	-1.0	1,012,258	1,012.258
DD.115	89,121	0	96,630	-1,136	-1.0	95,494	95.494
DD.124	14,144	0	15,362	0	0.0	15,362	15.362
DD.117	526,954	0	571,219	-6,709	-1.0	564,510	564.510
DD.123	139,667	0	151,400	-1,798	-1.0	149,602	149.602
DD.119	330,193	0	357,926	-4,216	-1.0	353,710	353.710
DD.120	62,817	0	68,086	-751	-1.0	67,335	67.335
DD.122	2,467,955	0	2,675,258	-31,506	-1.0	2,643,752	2,643.752
DD.125	191,842	0	207,948	-2,468	-1.0	205,480	205.480
D.1	0	0	1,410,587	0	0.0	1,410,587	1,410.587
D.2	0	0	1,106,771	0	0.0	1,106,771	1,106.771

D.3	0	0	0	0	0.0	0	0.000
D.4	1,816	0	1,855	372	17.0	2,227	2.227
D.5	199,896	0	209,294	-2,930	-1.0	206,364	206.364
D.6	679,495	0	686,365	-8,086	-1.0	678,279	678.279
D.7	134,850	0	136,281	-1,431	-1.0	134,850	134.850
D.8	568,497	0	574,353	-6,707	-1.0	567,646	567.646
D.14	2,898,843	0	2,959,709	-34,853	-1.0	2,924,856	2,924.856
Zone Total	1,058,937,175	65,021,295	1,065,682,378	-16,513,127		1,049,169,251	1,049,169.225

Zone	Date	KWH from NYISO	Total Unaccounted Load per Subzone						
29	Jan-18	205,008,321	-9,794,178						
Lse/Muni	PTID	NAME	CSS Load	Load Mod	Total-load mod w/losses	Unaccounted	Percent	Total - load mod w/losses + unaccounted	Mwh to NYISO
EE.1			97,658,013	301,165	105,235,832	-8,053,667	-8.0	97,182,165	97,182.140
EE.2			1,360,912	0	1,475,238	-17,370	-1.0	1,457,868	1,457.868
EE.3			3,906	0	4,194	0	0.0	4,194	4.194
EE.4			517,604	0	561,093	-6,618	-1.0	554,475	554.475
EE.9			5,072,216	0	5,444,879	-64,101	-1.0	5,380,778	5,380.778
EE.11			302,952	0	328,409	-3,866	-1.0	324,543	324.543
EE.12			14,422	0	15,648	0	0.0	15,648	15.648
EE.14			113,692	0	123,188	-1,283	-1.0	121,905	121.905
EE.15			426,341	0	462,166	-5,464	-1.0	456,702	456.702
EE.16			377,892	0	409,633	-4,821	-1.0	404,812	404.812
EE.17			443,300	0	480,547	-5,646	-1.0	474,901	474.901
EE.19			2,533	0	2,533	0	0.0	2,533	2.533
EE.20			20,828,843	0	22,124,959	-260,523	-1.0	21,864,436	21,864.436
EE.21			5,611,941	0	6,003,607	-70,683	-1.0	5,932,924	5,932.924
EE.22			895,701	0	970,956	-11,437	-1.0	959,519	959.519
EE.23			44,985	0	48,748	-744	-2.0	48,004	48.004
EE.24			11,683	0	12,636	0	0.0	12,636	12.636
EE.25			2,355,721	0	2,499,411	-29,440	-1.0	2,469,971	2,469.971
EE.26			5,562,129	0	5,937,746	-69,914	-1.0	5,867,832	5,867.832
EE.27			1,081,984	0	1,171,492	-13,795	-1.0	1,157,697	1,157.697
EE.28			1,377,346	0	1,491,951	-17,566	-1.0	1,474,385	1,474.385
EE.29			1,082,749	0	1,173,489	-13,822	-1.0	1,159,667	1,159.667
EE.102			5,386,321	0	5,649,088	-433,796	-8.0	5,215,292	5,215.292
EE.101			678,202	0	692,441	-56,615	-9.0	635,826	635.826
EE.34			96,868	0	98,993	-1,229	-1.0	97,764	97.764
EE.35			4,738,896	0	4,838,415	-56,979	-1.0	4,781,436	4,781.436
EE.36			3,269,421	0	3,454,857	-40,682	-1.0	3,414,175	3,414.175
EE.39			3,821,114	0	4,133,862	-48,675	-1.0	4,085,187	4,085.187
EE.40			277,618	0	300,924	-3,541	-1.0	297,383	297.383
EE.42			618,780	0	670,575	-7,905	-1.0	662,670	662.670
EE.43			1,318,968	0	1,429,772	-16,827	-1.0	1,412,945	1,412.945
EE.44			340,614	0	369,228	-4,372	-1.0	364,856	364.856
EE.45			1,624,919	0	1,760,749	-20,733	-1.0	1,740,016	1,740.016
EE.46			26,507	0	28,735	-202	-1.0	28,533	28.533
EE.47			44,451	0	48,186	-743	-2.0	47,443	47.443
EE.48			33,945	0	36,161	-576	-2.0	35,585	35.585
EE.49			344,453	0	373,111	-4,391	-1.0	368,720	368.720
EE.50			1,555,364	0	1,686,010	-19,851	-1.0	1,666,159	1,666.159
EE.51			181,185	0	196,389	-2,389	-1.0	194,000	194.000
EE.52			185,062	0	200,610	-2,384	-1.0	198,226	198.226
EE.54			4,779,442	0	5,180,902	-61,001	-1.0	5,119,901	5,119.901
EE.55			774,764	0	839,829	-9,901	-1.0	829,928	829.928
EE.57			27,707	0	30,052	-246	-1.0	29,806	29.806
EE.59			17,681	0	19,222	0	0.0	19,222	19.222
EE.60			13,381	0	14,125	0	0.0	14,125	14.125
EE.61			0	0	0	0	0.0	0	0.000
EE.62			13	0	14	0	0.0	14	0.014
EE.63			958,322	0	1,016,792	-11,972	-1.0	1,004,820	1,004.820
EE.64			144,508	0	156,653	-1,816	-1.0	154,837	154.837
EE.65			61,084	0	66,225	-755	-1.0	65,470	65.470
EE.66			745,814	0	808,459	-9,516	-1.0	798,943	798.943
EE.67			19,120	0	20,751	0	0.0	20,751	20.751
EE.68			11,736	0	12,686	0	0.0	12,686	12.686
EE.70			66,176	0	71,715	-808	-1.0	70,907	70.907
EE.71			54,123	0	58,674	-744	-1.0	57,930	57.930
EE.72			2,224,362	0	2,399,792	-28,265	-1.0	2,371,527	2,371.527
EE.73			77,267	0	83,749	-927	-1.0	82,822	82.822
EE.76			25,516	0	27,657	-167	-1.0	27,490	27.490
EE.78			66,860	0	72,457	-891	-1.0	71,566	71.566
EE.79			371,230	0	402,413	-4,727	-1.0	397,686	397.686
EE.80			21,309	0	23,096	-33	0.0	23,063	23.063
EE.81			58,018	0	62,886	-763	-1.0	62,123	62.123
EE.82			1,272,734	0	1,372,192	-16,160	-1.0	1,356,032	1,356.032
EE.83			2,931,533	0	3,074,234	-247,060	-9.0	2,827,174	2,827.174
EE.85			105,496	0	114,351	-1,375	-1.0	112,976	112.976
EE.88			178,462	0	193,444	-2,267	-1.0	191,177	191.177
EE.89			377,410	0	409,111	-4,804	-1.0	404,307	404.307
EE.90			588,464	0	637,887	-7,502	-1.0	630,385	630.385
EE.91			1,618	0	1,618	0	0.0	1,618	1.618
EE.92			81,173	0	87,975	-982	-1.0	86,993	86.993
EE.93			13,582	0	14,698	0	0.0	14,698	14.698
EE.95			18,552	0	20,176	-2	0.0	20,174	20.174
EE.96			1,773	0	1,773	0	0.0	1,773	1.773
EE.97			174,444	0	189,089	-2,223	-1.0	186,866	186.866
EE.100			140,019	0	151,778	-1,754	-1.0	150,024	150.024
EE.103			40,274	0	43,664	-726	-2.0	42,938	42.938
EE.104			251,053	0	272,139	-3,226	-1.0	268,913	268.913
EE.105			1,747	0	1,747	0	0.0	1,747	1.747
EE.113			4,456	0	4,939	0	0.0	4,939	4.939
EE.107			55,631	0	60,299	-744	-1.0	59,555	59.555

EE.109	24,200	0	26,225	-106	0.0	26,119	26.119
EE.110	2,322	0	2,322	0	0.0	2,322	2.322
EE.111	10,171	0	10,943	0	0.0	10,943	10.943
EE.112	21,941	0	23,776	-40	0.0	23,736	23.736
E.1	0	0	9,914,377	0	0.0	9,914,377	9,914.377
E.3	0	0	4,859,132	0	0.0	4,859,132	4,859.132
Zone Total		186,505,041	301,165	214,802,499	-9,794,153	205,008,346	205,008.321

Zone	Date	KWH from NYISO	Total Unaccounted Load per Subzone
31	Jan-18	81,590,965	2,156,890

Lse/Muni	PTID	NAME	CSS Load	Load Mod	Total-load mod w/losses	Unaccounted	Percent	Total - load mod w/losses + unaccounted	Mwh to NYISO
FF.1			23,946,099	1,217,991	24,662,183	751,413	3.0	25,413,596	25,413.616
FF.2			576,841	0	625,306	-7,370	-1.0	617,936	617.936
FF.3			168,017	0	182,128	-2,138	-1.0	179,990	179.990
FF.8			2,601	0	2,601	0	0.0	2,601	2.601
FF.10			28,727	0	31,186	-298	-1.0	30,888	30.888
FF.12			19,414	0	21,047	0	0.0	21,047	21.047
FF.13			1,289,748	0	1,387,518	-16,329	-1.0	1,371,189	1,371.189
FF.15			3,220,827	0	3,457,627	-40,720	-1.0	3,416,907	3,416.907
FF.16			1,946,064	0	2,109,533	-24,834	-1.0	2,084,699	2,084.699
FF.17			106,299	0	115,215	-1,401	-1.0	113,814	113.814
FF.20			678,816	0	735,854	-8,690	-1.0	727,164	727.164
FF.21			19,166	0	20,816	0	0.0	20,816	20.816
FF.22			605,528	0	656,399	-7,737	-1.0	648,662	648.662
FF.23			142,570	0	154,554	-1,783	-1.0	152,771	152.771
FF.24			2,352,327	0	2,495,824	-29,382	-1.0	2,466,442	2,466.442
FF.25			96,955	0	105,093	-1,260	-1.0	103,833	103.833
FF.26			97,429	0	105,595	-1,217	-1.0	104,378	104.378
FF.29			153,963	0	166,899	-1,970	-1.0	164,929	164.929
FF.30			349,819	0	379,200	-4,445	-1.0	374,755	374.755
FF.31			77,009	0	83,456	-915	-1.0	82,541	82.541
FF.32			62,553	0	67,607	-744	-1.0	66,863	66.863
FF.33			13,034	0	14,120	0	0.0	14,120	14.120
FF.34			13,531	0	14,652	0	0.0	14,652	14.652
FF.35			62,700	0	67,961	-745	-1.0	67,216	67.216
FF.36			139,209	0	150,903	-1,755	-1.0	149,148	149.148
FF.37			7,438	0	8,182	0	0.0	8,182	8.182
FF.38			1,195	0	1,195	0	0.0	1,195	1.195
FF.40			1,351,561	0	1,465,073	-17,242	-1.0	1,447,831	1,447.831
FF.41			98,288	0	106,539	-1,284	-1.0	105,255	105.255
FF.42			5,462	0	6,166	0	0.0	6,166	6.166
FF.44			38,297	0	39,011	-603	-2.0	38,408	38.408
FF.45			15	0	15	0	0.0	15	0.015
FF.46			0	0	0	0	0.0	0	0.000
FF.48			2,973	0	3,103	0	0.0	3,103	3.103
FF.49			7	0	7	0	0.0	7	0.007
FF.50			0	0	0	0	0.0	0	0.000
FF.51			53,322	0	57,799	-744	-1.0	57,055	57.055
FF.52			141,676	0	144,738	-1,655	-1.0	143,083	143.083
FF.53			24,455	0	26,509	-135	-1.0	26,374	26.374
FF.54			261,355	0	283,303	-3,358	-1.0	279,945	279.945
FF.55			18,170	0	19,770	0	0.0	19,770	19.770
FF.56			9,870	0	10,720	0	0.0	10,720	10.720
FF.58			48,482	0	52,553	-744	-1.0	51,809	51.809
FF.59			28,481	0	30,902	-286	-1.0	30,616	30.616
FF.60			115,021	0	124,670	-1,538	-1.0	123,132	123.132
FF.61			21,556	0	23,353	-26	0.0	23,327	23.327
FF.64			11,118	0	12,010	0	0.0	12,010	12.010
FF.65			23,981	0	25,984	-103	0.0	25,881	25.881
FF.66			29,500	0	31,995	-353	-1.0	31,642	31.642
FF.96			15,740	0	17,113	0	0.0	17,113	17.113
FF.67			243,503	0	263,961	-3,094	-1.0	260,867	260.867
FF.68			744,191	0	781,976	25,351	3.0	807,327	807.327
FF.69			161,718	0	175,300	5,772	3.0	181,072	181.072
FF.71			27,368	0	29,690	-231	-1.0	29,459	29.459
FF.74			10,184	0	11,014	0	0.0	11,014	11.014
FF.75			4,724	0	5,258	0	0.0	5,258	5.258
FF.76			164,759	0	178,580	-2,092	-1.0	176,488	176.488
FF.77			3,476	0	3,618	0	0.0	3,618	3.618
FF.78			37,742	0	40,923	-671	-2.0	40,252	40.252
FF.79			2,579	0	2,598	0	0.0	2,598	2.598
FF.81			10,618	0	11,466	0	0.0	11,466	11.466
FF.83			79,452	0	86,123	-954	-1.0	85,169	85.169
FF.95			253,918	0	271,905	-3,258	-1.0	268,647	268.647
FF.87			81,866	0	88,724	-997	-1.0	87,727	87.727
FF.90			12,320	0	13,325	0	0.0	13,325	13.325
FF.92			22,311	0	24,169	-61	0.0	24,108	24.108
FF.93			4,476	0	4,904	0	0.0	4,904	4.904
FF.97			3,705	0	3,916	0	0.0	3,916	3.916
F.1			36,559,709	0	37,132,638	1,567,496	4.0	38,700,134	38,700.134
Zone Total			76,905,828	1,217,991	79,434,075	2,156,870		81,590,945	81,590.965
Grand Total			3,212,491,282	135,373,938	3,525,691,450	-89,624,749		3,436,066,701	3,436.067

Zone	Date	KWH from NYISO	Total Unaccounted Load per Subzone							
1	Feb-18	910,563,199	-19,469,058							
Lse/Muni	PTID	NAME	CSS Load	Load Mod	Total-load mod w/losses	Unaccounted	Percent	Total - load mod w/losses + unaccounted	Mwh to NYISO	
AA.1			254,380,704	453,824	273,275,139	-8,938,365	-3.0	264,336,774	264,336.780	
AA.2			1,724,217	0	1,869,056	-18,307	-1.0	1,850,749	1,850.749	
AA.136			6,352	0	6,888	-47	-1.0	6,841	6.841	
AA.3			1,338,840	0	1,451,302	-14,213	-1.0	1,437,089	1,437.089	
AA.8			7,591,889	0	8,170,556	-79,968	-1.0	8,090,588	8,090.588	
AA.10			793,048	0	859,668	-8,415	-1.0	851,253	851.253	
AA.11			4,393,454	0	4,711,692	-46,123	-1.0	4,665,569	4,665.569	
AA.12			15,097,435	0	16,007,431	-156,698	-1.0	15,850,733	15,850.733	
AA.13			17,863,785	0	18,358,271	-179,688	-1.0	18,178,583	18,178.583	
AA.14			3,540,321	0	3,706,717	-36,284	-1.0	3,670,433	3,670.433	
AA.16			838,648	0	856,308	-22,519	-3.0	833,789	833.789	
AA.17			2,738,284	0	2,909,034	-28,469	-1.0	2,880,565	2,880.565	
AA.18			2,617,744	0	2,834,309	-27,737	-1.0	2,806,572	2,806.572	
AA.19			3,911,020	0	4,211,540	-41,216	-1.0	4,170,324	4,170.324	
AA.21			5,260,414	0	5,542,424	-54,240	-1.0	5,488,184	5,488.184	
AA.22			86,416,124	0	91,373,661	-894,359	-1.0	90,479,302	90,479.302	
AA.23			16,309,993	0	17,320,558	-169,540	-1.0	17,151,018	17,151.018	
AA.24			2,205,207	0	2,371,659	-23,213	-1.0	2,348,446	2,348.446	
AA.25			3,450,611	0	3,523,070	-34,491	-1.0	3,488,579	3,488.579	
AA.26			194,828	0	211,191	-2,089	-1.0	209,102	209.102	
AA.27			126,525	0	137,159	-1,354	-1.0	135,805	135.805	
AA.28			4,234,695	0	4,458,416	-43,634	-1.0	4,414,782	4,414.782	
AA.29			36,122,908	0	38,446,251	-376,314	-1.0	38,069,937	38,069.937	
AA.30			10,518,341	0	11,328,577	-110,877	-1.0	11,217,700	11,217.700	
AA.31			3,320,867	0	3,598,415	-35,223	-1.0	3,563,192	3,563.192	
AA.32			2,367,815	0	2,554,580	-25,007	-1.0	2,529,573	2,529.573	
AA.122			159,023,736	0	162,932,807	-5,055,624	-3.0	157,877,183	157,877.183	
AA.121			52,391,753	0	53,823,631	-1,645,097	-3.0	52,178,534	52,178.534	
AA.36			117,339	0	122,831	-1,139	-1.0	121,692	121.692	
AA.37			179,898	0	188,390	-1,970	-1.0	186,420	186.420	
AA.38			0	0	0	0	0.0	0	0.000	
AA.39			196,303	0	205,480	-2,016	-1.0	203,464	203.464	
AA.40			332,376	0	348,144	-3,328	-1.0	344,816	344.816	
AA.41			81,235	0	85,041	-801	-1.0	84,240	84.240	
AA.42			329,652	0	345,155	-3,391	-1.0	341,764	341.764	
AA.43			468,864	0	478,787	-4,640	-1.0	474,147	474.147	
AA.44			1,473,963	0	1,564,111	-15,315	-1.0	1,548,796	1,548.796	
AA.45			1,376,851	0	1,454,526	-42,648	-3.0	1,411,878	1,411.878	
AA.46			114,147	0	116,533	-1,196	-1.0	115,337	115.337	
AA.47			466,167	0	494,606	-4,827	-1.0	489,779	489.779	
AA.48			1,665,707	0	1,749,528	-17,121	-1.0	1,732,407	1,732.407	
AA.50			1,029,300	0	1,093,097	-10,694	-1.0	1,082,403	1,082.403	
AA.52			15,335,895	0	16,581,824	-162,302	-1.0	16,419,522	16,419.522	
AA.53			423,626	0	459,207	-4,491	-1.0	454,716	454.716	
AA.56			1,841,245	0	1,995,513	-19,541	-1.0	1,975,972	1,975.972	
AA.57			2,546,808	0	2,760,739	-27,018	-1.0	2,733,721	2,733.721	
AA.58			456,959	0	494,716	-4,856	-1.0	489,860	489.860	
AA.59			3,707,677	0	3,947,867	-38,638	-1.0	3,909,229	3,909.229	
AA.60			49,785	0	53,970	-672	-1.0	53,298	53.298	
AA.61			2,265,981	0	2,418,040	-23,676	-1.0	2,394,364	2,394.364	
AA.62			103,744	0	112,456	-1,084	-1.0	111,372	111.372	
AA.63			137,012	0	147,026	-1,523	-1.0	145,503	145.503	
AA.64			292,434	0	314,177	-3,072	-1.0	311,105	311.105	
AA.65			456,164	0	488,146	-4,785	-1.0	483,361	483.361	
AA.66			1,070,641	0	1,154,618	-11,306	-1.0	1,143,312	1,143.312	
AA.67			747,835	0	803,271	-7,857	-1.0	795,414	795.414	
AA.68			683,799	0	741,228	-7,261	-1.0	733,967	733.967	
AA.69			3,235,273	0	3,507,030	-34,329	-1.0	3,472,701	3,472.701	
AA.70			1,335,807	0	1,402,956	-13,718	-1.0	1,389,238	1,389.238	
AA.72			904,969	0	980,981	-9,599	-1.0	971,382	971.382	
AA.74			9,435,070	0	10,225,979	-100,091	-1.0	10,125,888	10,125.888	
AA.75			0	0	0	0	0.0	0	0.000	
AA.76			2,477,055	0	2,685,140	-26,264	-1.0	2,658,876	2,658.876	
AA.78			726,011	0	786,993	-7,705	-1.0	779,288	779.288	
AA.80			541,726	0	585,222	-5,725	-1.0	579,497	579.497	
AA.81			0	0	0	0	0.0	0	0.000	
AA.132			68,332	0	74,066	-689	-1.0	73,377	73.377	
AA.82			272,121	0	294,972	-2,902	-1.0	292,070	292.070	
AA.83			174,969	0	189,680	-1,843	-1.0	187,837	187.837	
AA.84			24,126	0	24,761	0	0.0	24,761	24.761	
AA.85			2,099,589	0	2,275,907	-22,268	-1.0	2,253,639	2,253.639	
AA.86			4,508	0	5,061	0	0.0	5,061	5.061	
AA.87			62,547	0	67,757	-672	-1.0	67,085	67.085	
AA.88			309	0	309	0	0.0	309	0.309	
AA.89			97,365	0	105,543	-1,031	-1.0	104,512	104.512	
AA.90			108,184	0	117,269	-1,142	-1.0	116,127	116.127	
AA.91			14,589,432	0	15,745,113	-154,104	-1.0	15,591,009	15,591.009	
AA.92			117,360	0	127,219	-1,268	-1.0	125,951	125.951	
AA.95			60,735	0	65,851	-672	-1.0	65,179	65.179	
AA.97			264,121	0	286,301	-2,796	-1.0	283,505	283.505	
AA.98			392,480	0	425,451	-4,157	-1.0	421,294	421.294	
AA.99			53,972	0	58,498	-591	-1.0	57,907	57.907	
AA.100			139,242	0	150,938	-1,495	-1.0	149,443	149.443	
AA.101			14,501,113	0	15,595,136	-152,652	-1.0	15,442,484	15,442.484	
AA.102			8,176,245	0	8,567,364	-269,052	-3.0	8,298,312	8,298.312	
AA.104			129,910	0	140,830	-1,441	-1.0	139,389	139.389	
AA.106			123,147	0	125,779	-1,336	-1.0	124,443	124.443	
AA.108			508,007	0	550,674	-5,372	-1.0	545,302	545.302	
AA.109			121,961	0	132,220	-1,354	-1.0	130,866	130.866	
AA.110			1,224,980	0	1,327,888	-12,993	-1.0	1,314,895	1,314.895	
AA.111			227,171	0	246,247	-2,400	-1.0	243,847	243.847	
AA.112			197,056	0	213,607	-2,084	-1.0	211,523	211.523	
AA.113			16,926	0	18,395	0	0.0	18,395	18.395	

AA.115	49,724	0	53,908	-672	-1.0	53,236	53,236
AA.117	510,867	0	553,774	-5,394	-1.0	548,380	548,380
AA.120	2,336,631	0	2,522,217	-24,683	-1.0	2,497,534	2,497,534
AA.123	42,441	0	46,003	-647	-1.0	45,356	45,356
AA.124	530,861	0	575,456	-5,638	-1.0	569,818	569,818
AA.125	84,331	0	91,413	-880	-1.0	90,533	90,533
AA.134	35,008	0	37,936	-489	-1.0	37,447	37,447
AA.127	180,075	0	195,200	-1,899	-1.0	193,301	193,301
AA.133	28,311	0	30,665	-164	-1.0	30,501	30,501
AA.129	323,989	0	351,209	-3,440	-1.0	347,769	347,769
AA.130	5,924	0	6,596	0	0.0	6,596	6,596
AA.131	1,511,024	0	1,592,013	-15,585	-1.0	1,576,428	1,576,428
AA.135	107,366	0	116,394	-1,121	-1.0	115,273	115,273
A.1	2,728,900	0	2,806,071	-69,987	-3.0	2,736,084	2,736,084
A.2	0	0	18,509,052	0	0.0	18,509,052	18,509,052
A.3	0	0	9,824,709	0	0.0	9,824,709	9,824,709
A.4	0	0	24,603,354	0	0.0	24,603,354	24,603,354
A.5	0	0	0	0	0.0	0	0.000
A.6	0	0	19,648,824	0	0.0	19,648,824	19,648,824
A.7	0	0	3,770,783	0	0.0	3,770,783	3,770,783
A.8	0	0	20,206	-441	-2.0	19,765	19,765
Zone Total		807618236	453824	930,032,257	-19,469,064	910,563,193	910,563

Zone	Date	KWH from NYISO	Total Unaccounted Load per Subzone
2	Feb-18	549,411,409	-14,879,719

Lse/Muni	PTID	NAME	CSS Load	Load Mod	Total-load mod w/losses	Unaccounted	Percent	Total - load mod w/losses + unaccounted	Mwh to NYISO
BB.1			233,087,979	23,014,008	227,128,366	-11,988,401	-6.0	215,139,965	215,139,968
BB.2			3,060,256	0	3,317,311	-32,473	-1.0	3,284,838	3,284,838
BB.3			303,378	0	326,057	-3,138	-1.0	322,919	322,919
BB.4			1,350,548	0	1,463,976	-14,341	-1.0	1,449,635	1,449,635
BB.9			891,040	0	961,350	-9,420	-1.0	951,930	951,930
BB.11			695,965	0	754,418	-7,399	-1.0	747,019	747,019
BB.13			164,159	0	177,943	-1,747	-1.0	176,196	176,196
BB.15			145,231	0	148,352	-1,343	-1.0	147,009	147,009
BB.16			63,524,085	0	68,098,686	-666,546	-1.0	67,432,140	67,432,140
BB.17			29,287,615	0	31,381,399	-307,165	-1.0	31,074,234	31,074,234
BB.18			7,645,750	0	7,935,165	-77,662	-1.0	7,857,503	7,857,503
BB.19			668,784	0	716,322	-7,005	-1.0	709,317	709,317
BB.20			17,538	0	19,032	0	0.0	19,032	19,032
BB.21			13,115,423	0	13,728,270	-134,392	-1.0	13,593,878	13,593,878
BB.22			26,566,633	0	28,257,901	-276,589	-1.0	27,981,312	27,981,312
BB.23			2,038,652	0	2,207,900	-21,620	-1.0	2,186,280	2,186,280
BB.24			2,317,369	0	2,511,765	-24,579	-1.0	2,487,186	2,487,186
BB.25			1,927,043	0	2,088,914	-20,457	-1.0	2,068,457	2,068,457
BB.29			1,748,226	0	1,784,959	-17,478	-1.0	1,767,481	1,767,481
BB.30			704,388	0	719,188	-7,025	-1.0	712,163	712,163
BB.31			0	0	0	0	0.0	0	0.000
BB.32			70,416	0	71,959	-739	-1.0	71,220	71,220
BB.33			0	0	0	0	0.0	0	0.000
BB.34			1,537,416	0	1,569,703	-15,350	-1.0	1,554,353	1,554,353
BB.35			0	0	0	0	0.0	0	0.000
BB.36			2,015,666	0	2,057,980	-20,182	-1.0	2,037,798	2,037,798
BB.37			0	0	0	0	0.0	0	0.000
BB.38			1,279,722	0	1,363,522	-13,358	-1.0	1,350,164	1,350,164
BB.39			1,960,031	0	2,079,601	-20,350	-1.0	2,059,251	2,059,251
BB.41			1,407,070	0	1,525,259	-14,934	-1.0	1,510,325	1,510,325
BB.42			314,837	0	341,277	-3,355	-1.0	337,922	337,922
BB.45			1,243,880	0	1,348,354	-13,202	-1.0	1,335,152	1,335,152
BB.46			2,363,456	0	2,561,988	-25,076	-1.0	2,536,912	2,536,912
BB.47			501,561	0	543,684	-5,309	-1.0	538,375	538,375
BB.48			12,806,079	0	13,685,413	-133,962	-1.0	13,551,451	13,551,451
BB.49			31,267	0	33,861	-277	-1.0	33,584	33,584
BB.50			92,102	0	99,827	-926	-1.0	98,901	98,901
BB.51			471,026	0	510,593	-4,993	-1.0	505,600	505,600
BB.52			3,006,988	0	3,259,563	-31,900	-1.0	3,227,663	3,227,663
BB.53			160,499	0	173,999	-1,643	-1.0	172,356	172,356
BB.54			733,120	0	794,689	-7,768	-1.0	786,921	786,921
BB.56			2,627	0	2,734	0	0.0	2,734	2,734
BB.57			12,403	0	13,082	0	0.0	13,082	13,082
BB.58			6,827,055	0	7,400,441	-72,430	-1.0	7,328,011	7,328,011
BB.59			1,875,717	0	2,033,271	-19,902	-1.0	2,013,369	2,013,369
BB.61			329,573	0	357,259	-3,499	-1.0	353,760	353,760
BB.63			86,204	0	93,434	-867	-1.0	92,567	92,567
BB.64			1,210	0	1,312	0	0.0	1,312	1,312
BB.65			23	0	23	0	0.0	23	0.023
BB.66			0	0	0	0	0.0	0	0.000
BB.67			2,200	0	2,303	-22	-1.0	2,281	2,281
BB.68			0	0	0	0	0.0	0	0.000
BB.69			0	0	0	0	0.0	0	0.000
BB.70			0	0	0	0	0.0	0	0.000
BB.71			6,424,691	0	6,560,707	-64,209	-1.0	6,496,498	6,496,498
BB.72			241,451	0	261,725	-2,545	-1.0	259,180	259,180
BB.73			178,437	0	193,393	-1,876	-1.0	191,517	191,517
BB.74			1,084,475	0	1,107,268	-10,860	-1.0	1,096,408	1,096,408
BB.75			1,526,175	0	1,654,076	-16,180	-1.0	1,637,896	1,637,896
BB.76			57,398	0	62,198	-672	-1.0	61,526	61,526
BB.77			72,106	0	78,140	-717	-1.0	77,423	77,423
BB.78			1,513	0	1,513	0	0.0	1,513	1,513
BB.79			594,016	0	643,914	-6,296	-1.0	637,618	637,618
BB.80			92,977	0	100,777	-945	-1.0	99,832	99,832
BB.81			866,136	0	936,163	-9,166	-1.0	926,997	926,997
BB.82			124,320	0	134,759	-1,390	-1.0	133,369	133,369
BB.85			21,656	0	23,461	0	0.0	23,461	23,461
BB.87			279,311	0	302,779	-2,958	-1.0	299,821	299,821
BB.88			319,556	0	346,384	-3,343	-1.0	343,041	343,041

BB.89	167,071	0	181,105	-1,718	-1.0	179,387	179,387	
BB.90	1,734,648	0	1,880,359	-18,396	-1.0	1,861,963	1,861,963	
BB.92	73,774	0	79,965	-682	-1.0	79,283	79,283	
BB.93	10,254,848	0	10,731,158	-573,106	-6.0	10,158,052	10,158,052	
BB.95	121,862	0	132,106	-1,348	-1.0	130,758	130,758	
BB.98	191,871	0	207,980	-2,013	-1.0	205,967	205,967	
BB.99	264,197	0	286,392	-2,788	-1.0	283,604	283,604	
BB.100	665,590	0	721,485	-7,047	-1.0	714,438	714,438	
BB.101	15,369	0	16,741	0	0.0	16,741	16,741	
BB.102	258,271	0	279,958	-2,734	-1.0	277,224	277,224	
BB.103	35,915	0	38,936	-438	-1.0	38,498	38,498	
BB.105	50,851	0	55,126	-672	-1.0	54,454	54,454	
BB.106	430	0	432	0	0.0	432	0.432	
BB.107	258,547	0	280,264	-2,717	-1.0	277,547	277,547	
BB.110	1,660,124	0	1,784,617	-17,483	-1.0	1,767,134	1,767,134	
BB.111	11,887	0	12,864	0	0.0	12,864	12,864	
BB.112	292,846	0	317,440	-3,124	-1.0	314,316	314,316	
BB.113	19,575	0	21,241	0	0.0	21,241	21,241	
BB.114	252,755	0	258,039	-2,509	-1.0	255,530	255,530	
BB.125	567,858	0	609,353	-5,975	-1.0	603,378	603,378	
BB.116	201,312	0	218,225	-2,135	-1.0	216,090	216,090	
BB.122	46,190	0	50,078	-672	-1.0	49,406	49,406	
BB.118	142,631	0	154,619	-1,524	-1.0	153,095	153,095	
BB.119	3,739	0	4,058	0	0.0	4,058	4,058	
BB.121	636,624	0	676,445	-6,607	-1.0	669,838	669,838	
BB.123	6,933,316	0	7,397,239	-72,414	-1.0	7,324,825	7,324,825	
BB.124	343,417	0	372,268	-3,639	-1.0	368,629	368,629	
B.2	0	0	68,261,943	0	0.0	68,261,943	68,261,943	
B.3	0	0	21,201,030	0	0.0	21,201,030	21,201,030	
Zone Total			465481946	23014008	564,291,128	-14,879,722	549,411,406	549,411

Zone	Date	KWH from NYISO	Total Unaccounted Load per Subzone
3	Feb-18	328,282,447	-10,836,617

Lse/Muni	PTID	NAME	CSS Load	Load Mod	Total-Load mod w/losses	Unaccounted	Percent	Total - load mod w/losses + unaccounted	Mwh to NYISO
CC.1			152,554,187	46,813,549	116,713,791	-7,776,141	-7.0	108,937,650	108,937,615
CC.2			3,168,055	0	3,434,171	-33,617	-1.0	3,400,554	3,400,554
CC.3			92,634	0	100,414	-1,067	-1.0	99,347	99,347
CC.4			1,024,138	0	1,110,163	-10,867	-1.0	1,099,296	1,099,296
CC.9			269,312	0	290,745	-2,866	-1.0	287,879	287,879
CC.11			493,359	0	534,799	-5,207	-1.0	529,592	529,592
CC.13			76,140	0	82,522	-738	-1.0	81,784	81,784
CC.14			0	0	0	0	0.0	0	0.000
CC.15			4,231,254	0	4,582,823	-44,849	-1.0	4,537,974	4,537,974
CC.17			58,882,644	0	62,316,073	-609,952	-1.0	61,706,121	61,706,121
CC.18			18,911,695	0	20,260,783	-198,306	-1.0	20,062,477	20,062,477
CC.19			1,143,014	0	1,239,025	-12,138	-1.0	1,226,887	1,226,887
CC.20			1,798,001	0	1,900,158	-18,585	-1.0	1,881,573	1,881,573
CC.21			18,393	0	19,941	0	0.0	19,941	19,941
CC.22			3,915,791	0	4,142,552	-40,548	-1.0	4,102,004	4,102,004
CC.23			12,180,279	0	12,978,140	-127,031	-1.0	12,851,109	12,851,109
CC.24			931,047	0	1,007,741	-9,870	-1.0	997,871	997,871
CC.25			2,724,552	0	2,952,638	-28,897	-1.0	2,923,741	2,923,741
CC.26			4,218,643	0	4,530,998	-44,355	-1.0	4,486,643	4,486,643
CC.30			62,160	0	63,455	-567	-1.0	62,888	62,888
CC.31			171,666	0	175,266	-1,801	-1.0	173,465	173,465
CC.32			5,947,901	0	6,329,129	-61,957	-1.0	6,267,172	6,267,172
CC.33			6,752	0	7,423	0	0.0	7,423	7,423
CC.35			348,141	0	377,366	-3,691	-1.0	373,675	373,675
CC.36			266,909	0	289,343	-2,816	-1.0	286,527	286,527
CC.37			131,168	0	133,926	-1,310	-1.0	132,616	132,616
CC.40			1,207,577	0	1,309,009	-12,810	-1.0	1,296,199	1,296,199
CC.41			3,461,445	0	3,752,197	-36,721	-1.0	3,715,476	3,715,476
CC.42			367,918	0	398,822	-3,916	-1.0	394,906	394,906
CC.43			5,643,006	0	6,033,382	-59,065	-1.0	5,974,317	5,974,317
CC.44			27,433	0	29,784	-136	0.0	29,648	29,648
CC.45			81,902	0	88,786	-810	-1.0	87,976	87,976
CC.46			68,867	0	70,258	-672	-1.0	69,586	69,586
CC.47			428,671	0	464,682	-4,553	-1.0	460,129	460,129
CC.48			2,943,924	0	3,191,223	-31,231	-1.0	3,159,992	3,159,992
CC.49			121,524	0	131,731	-1,350	-1.0	130,381	130,381
CC.50			569,644	0	617,501	-6,048	-1.0	611,453	611,453
CC.52			9,483,999	0	10,280,495	-100,616	-1.0	10,179,879	10,179,879
CC.96			1,836,635	0	1,990,908	-19,486	-1.0	1,971,422	1,971,422
CC.54			135,610	0	147,006	-1,483	-1.0	145,523	145,523
CC.57			59	0	62	0	0.0	62	0.062
CC.58			0	0	0	0	0.0	0	0.000
CC.59			1	0	1	0	0.0	1	0.001
CC.60			0	0	0	0	0.0	0	0.000
CC.61			2,545	0	2,662	0	0.0	2,662	2,662
CC.62			251	0	265	0	0.0	265	0.265
CC.63			0	0	0	0	0.0	0	0.000
CC.64			0	0	0	0	0.0	0	0.000
CC.65			3	0	3	0	0.0	3	0.003
CC.66			0	0	0	0	0.0	0	0.000
CC.67			0	0	0	0	0.0	0	0.000
CC.68			0	0	0	0	0.0	0	0.000
CC.69			0	0	0	0	0.0	0	0.000
CC.70			162	0	171	-1	-1.0	170	0.170
CC.71			7,867	0	8,563	0	0.0	8,563	8,563
CC.72			70	0	71	-1	-1.0	70	0.070
CC.73			0	0	0	0	0.0	0	0.000
CC.74			0	0	0	0	0.0	0	0.000
CC.75			0	0	0	0	0.0	0	0.000
CC.76			50	0	51	0	0.0	51	0.051
CC.77			4	0	4	0	0.0	4	0.004

CC.78	94	0	95	0	0.0	95	0.095	
CC.79	0	0	0	0	0.0	0	0.000	
CC.80	0	0	0	0	0.0	0	0.000	
CC.81	0	0	0	0	0.0	0	0.000	
CC.82	139	0	143	0	0.0	143	0.143	
CC.83	0	0	0	0	0.0	0	0.000	
CC.84	43	0	44	0	0.0	44	0.044	
CC.85	33	0	35	0	0.0	35	0.035	
CC.86	18	0	19	0	0.0	19	0.019	
CC.87	1	0	1	0	0.0	1	0.001	
CC.88	0	0	0	0	0.0	0	0.000	
CC.89	0	0	0	0	0.0	0	0.000	
CC.90	0	0	0	0	0.0	0	0.000	
CC.91	2	0	2	0	0.0	2	0.002	
CC.92	0	0	0	0	0.0	0	0.000	
CC.93	140	0	148	-2	-1.0	146	0.146	
CC.145	496,460	0	538,158	-5,254	-1.0	532,904	532,904	
CC.94	212,672	0	230,551	-2,281	-1.0	228,270	228,270	
CC.95	146,862	0	159,195	-1,551	-1.0	157,644	157,644	
CC.97	1,904,501	0	2,064,455	-20,199	-1.0	2,044,256	2,044,256	
CC.98	71,044	0	77,010	-699	-1.0	76,311	76,311	
CC.99	93,955	0	101,835	-960	-1.0	100,875	100,875	
CC.100	1,735	0	1,738	0	0.0	1,738	1,738	
CC.101	725,165	0	786,074	-7,688	-1.0	778,386	778,386	
CC.102	53,319	0	57,793	-672	-1.0	57,121	57,121	
CC.103	441,408	0	478,489	-4,676	-1.0	473,813	473,813	
CC.104	167,498	0	181,558	-1,743	-1.0	179,815	179,815	
CC.107	39,673	0	42,994	-577	-1.0	42,417	42,417	
CC.109	290,670	0	315,075	-3,096	-1.0	311,979	311,979	
CC.110	457,239	0	495,649	-4,838	-1.0	490,811	490,811	
CC.111	68,726	0	74,486	-678	-1.0	73,808	73,808	
CC.112	43,602	0	44,522	-439	-1.0	44,083	44,083	
CC.113	1,334,242	0	1,446,305	-14,164	-1.0	1,432,141	1,432,141	
CC.114	841,732	0	912,435	-8,938	-1.0	903,497	903,497	
CC.115	40,216	0	43,632	-672	-2.0	42,960	42,960	
CC.116	13,111,238	0	13,692,388	-959,343	-8.0	12,733,045	12,733,045	
CC.118	188,085	0	203,885	-1,998	-1.0	201,887	201,887	
CC.121	94,940	0	102,905	-1,049	-1.0	101,856	101,856	
CC.122	88,818	0	96,273	-885	-1.0	95,388	95,388	
CC.123	600,149	0	650,559	-6,367	-1.0	644,192	644,192	
CC.124	52,352	0	56,702	-672	-1.0	56,030	56,030	
CC.125	213,644	0	231,594	-2,270	-1.0	229,324	229,324	
CC.126	44,090	0	47,792	-672	-1.0	47,120	47,120	
CC.128	29,143	0	31,602	-189	-1.0	31,413	31,413	
CC.129	823	0	823	0	0.0	823	0.823	
CC.130	263,015	0	285,107	-2,784	-1.0	282,323	282,323	
CC.133	1,843,814	0	1,953,619	-19,117	-1.0	1,934,502	1,934,502	
CC.134	16,045	0	17,465	0	0.0	17,465	17,465	
CC.135	305,267	0	330,912	-3,230	-1.0	327,682	327,682	
CC.136	12,892	0	14,021	0	0.0	14,021	14,021	
CC.148	2,117	0	2,117	0	0.0	2,117	2,117	
CC.138	113,655	0	123,196	-1,205	-1.0	121,991	121,991	
CC.146	22,763	0	24,663	0	0.0	24,663	24,663	
CC.140	134,620	0	145,935	-1,454	-1.0	144,481	144,481	
CC.141	9,850	0	10,641	0	0.0	10,641	10,641	
CC.142	161,591	0	165,011	-1,604	-1.0	163,407	163,407	
CC.143	65,500	0	66,865	-672	-1.0	66,193	66,193	
CC.144	1,332,365	0	1,383,750	-13,547	-1.0	1,370,203	1,370,203	
CC.147	76,651	0	83,071	-771	-1.0	82,300	82,300	
C.1	5,823,509	0	5,882,325	-322,205	-6.0	5,560,120	5,560,120	
C.2	0	0	9,678,124	0	0.0	9,678,124	9,678,124	
C.3	0	0	1,612,239	0	0.0	1,612,239	1,612,239	
C.4	240,408	0	251,496	-14,985	-6.0	236,511	236,511	
C.5	670	0	681	-124	-22.0	557	0.557	
C.6	0	0	10,404,876	0	0.0	10,404,876	10,404,876	
C.7	0	0	2,972,963	0	0.0	2,972,963	2,972,963	
C.8	5,937,695	0	6,062,392	-59,329	-1.0	6,003,063	6,003,063	
C.9	372,240	0	389,609	-26,908	-7.0	362,701	362,701	
Zone Total			33846140	46813549	339,119,064	-10,836,582	328,282,482	328,282

Zone	Date	KWH from NYISO	Total Unaccounted Load per Subzone
4	Feb-18	853,309,384	-10,757,121

Lse/Muni	PTID	NAME	CSS Load	Load Mod	Total Load mod w/losses	Unaccounted	Percent	Total - load mod w/losses + unaccounted	Mwh to NYISO
DD.1			370,846,399	81,626,367	316,587,542	-5,016,507	-2.0	311,571,035	311,571,039
DD.2			5,191,875	0	5,627,831	-55,100	-1.0	5,572,731	5,572,731
DD.3			160,032	0	173,463	-1,634	-1.0	171,829	171,829
DD.4			3,352,449	0	3,634,043	-35,559	-1.0	3,598,484	3,598,484
DD.9			1,460,483	0	1,557,397	-15,246	-1.0	1,542,151	1,542,151
DD.11			807,460	0	875,278	-8,564	-1.0	866,714	866,714
DD.13			7,336,556	0	7,490,618	-137,401	-2.0	7,353,217	7,353,217
DD.14			430,860	0	467,047	-4,583	-1.0	462,464	462,464
DD.15			75,186	0	81,506	-746	-1.0	80,760	80,760
DD.17			130,145,441	0	138,217,530	-1,352,879	-1.0	136,864,651	136,864,651
DD.18			136,888,784	0	142,571,395	-1,395,485	-1.0	141,175,910	141,175,910
DD.19			18,638,484	0	19,371,783	-189,620	-1.0	19,182,163	19,182,163
DD.20			581,199	0	630,022	-6,167	-1.0	623,855	623,855
DD.21			47,971	0	52,005	-672	-1.0	51,333	51,333
DD.22			3,719,849	0	3,900,281	-38,166	-1.0	3,862,115	3,862,115
DD.23			25,069,697	0	26,968,834	-263,966	-1.0	26,704,868	26,704,868
DD.24			233,588	0	253,217	-2,490	-1.0	250,727	250,727
DD.25			5,265,746	0	5,705,952	-55,857	-1.0	5,650,095	5,650,095
DD.26			7,823,325	0	8,455,620	-82,766	-1.0	8,372,854	8,372,854
DD.29			106,048	0	108,282	-1,054	-1.0	107,228	107,228
DD.30			24,269,509	0	25,348,666	-248,114	-1.0	25,100,552	25,100,552
DD.31			2,192,906	0	2,327,367	-22,770	-1.0	2,304,597	2,304,597

DD.32	1,268,358	0	1,327,976	-12,992	-1.0	1,314,984	1,314,984
DD.34	536,221	0	581,257	-5,676	-1.0	575,581	575,581
DD.35	466,598	0	505,803	-4,959	-1.0	500,844	500,844
DD.38	4,559,629	0	4,941,670	-48,366	-1.0	4,893,304	4,893,304
DD.39	6,281,066	0	6,766,813	-66,235	-1.0	6,700,578	6,700,578
DD.40	1,069,896	0	1,159,771	-11,344	-1.0	1,148,427	1,148,427
DD.41	6,740,983	0	7,298,696	-71,434	-1.0	7,227,262	7,227,262
DD.42	718,054	0	733,138	-7,181	-1.0	725,957	725,957
DD.43	1,197,478	0	1,222,622	-11,970	-1.0	1,210,652	1,210,652
DD.44	52,468	0	56,856	-672	-1.0	56,184	56,184
DD.45	473,907	0	513,717	-5,039	-1.0	508,678	508,678
DD.46	1,244,598	0	1,349,140	-13,203	-1.0	1,335,937	1,335,937
DD.47	3,264,882	0	3,539,139	-34,646	-1.0	3,504,493	3,504,493
DD.48	610,373	0	661,641	-6,496	-1.0	655,145	655,145
DD.49	5,333,193	0	5,777,492	-56,547	-1.0	5,720,945	5,720,945
DD.51	16,844,992	0	18,259,510	-178,726	-1.0	18,080,784	18,080,784
DD.52	89,127	0	91,039	-818	-1.0	90,221	90,221
DD.53	4,361,835	0	4,719,621	-46,199	-1.0	4,673,422	4,673,422
DD.56	664,552	0	720,366	-7,041	-1.0	713,325	713,325
DD.57	188,560	0	204,403	-1,974	-1.0	202,429	202,429
DD.58	4,153	0	4,183	0	0.0	4,183	4,183
DD.59	0	0	0	0	0.0	0	0.000
DD.60	729	0	757	0	0.0	757	0.757
DD.61	0	0	0	0	0.0	0	0.000
DD.62	52	0	54	-1	-2.0	53	0.053
DD.63	1,300	0	1,300	0	0.0	1,300	1.300
DD.64	5,717	0	5,829	-74	-1.0	5,755	5.755
DD.65	121	0	126	0	0.0	126	0.126
DD.66	0	0	0	0	0.0	0	0.000
DD.68	0	0	0	0	0.0	0	0.000
DD.69	3,832,825	0	3,927,854	-38,442	-1.0	3,889,412	3,889,412
DD.70	561,940	0	609,142	-5,956	-1.0	603,186	603,186
DD.71	1,473,120	0	1,504,031	-14,707	-1.0	1,489,324	1,489,324
DD.72	370,308	0	401,417	-3,935	-1.0	397,482	397,482
DD.73	2,115,435	0	2,159,852	-21,162	-1.0	2,138,690	2,138,690
DD.74	3,258,389	0	3,532,069	-34,571	-1.0	3,497,498	3,497,498
DD.75	238,204	0	257,559	-2,555	-1.0	255,004	255,004
DD.76	150,797	0	163,460	-1,584	-1.0	161,876	161,876
DD.77	2,589	0	2,666	0	0.0	2,666	2.666
DD.78	2,369,627	0	2,568,544	-25,141	-1.0	2,543,403	2,543,403
DD.79	172,490	0	186,976	-1,805	-1.0	185,171	185,171
DD.80	393,999	0	427,091	-4,137	-1.0	422,954	422,954
DD.81	263,328	0	268,814	-2,564	-1.0	266,250	266,250
DD.82	933,768	0	953,396	-9,349	-1.0	944,047	944,047
DD.83	212,256	0	216,816	-2,241	-1.0	214,575	214,575
DD.84	313,470	0	339,806	-3,320	-1.0	336,486	336,486
DD.87	128,329	0	139,120	-1,431	-1.0	137,689	137,689
DD.89	7,097,781	0	7,517,814	-73,585	-1.0	7,444,229	7,444,229
DD.90	770,322	0	835,025	-8,191	-1.0	826,834	826,834
DD.91	89,671	0	97,215	-999	-1.0	96,316	96,316
DD.92	3,410,064	0	3,696,504	-36,186	-1.0	3,660,318	3,660,318
DD.93	302,324	0	327,714	-3,215	-1.0	324,499	324,499
DD.94	98,630	0	106,916	-1,106	-1.0	105,810	105,810
DD.95	37,035,334	0	38,119,934	-709,848	-2.0	37,410,086	37,410,086
DD.97	669,501	0	725,736	-7,086	-1.0	718,650	718,650
DD.100	802,431	0	869,828	-8,517	-1.0	861,311	861,311
DD.101	112,801	0	122,280	-1,187	-1.0	121,093	121,093
DD.102	1,211,735	0	1,313,520	-12,860	-1.0	1,300,660	1,300,660
DD.103	284,756	0	308,682	-2,966	-1.0	305,716	305,716
DD.104	375,332	0	406,848	-3,995	-1.0	402,853	402,853
DD.105	69,967	0	75,844	-697	-1.0	75,147	75,147
DD.107	714,193	0	774,186	-7,573	-1.0	766,613	766,613
DD.108	163	0	163	0	0.0	163	0.163
DD.109	563,095	0	610,406	-5,977	-1.0	604,429	604,429
DD.112	8,994,124	0	9,517,159	-93,161	-1.0	9,423,998	9,423,998
DD.113	223,276	0	242,028	-2,393	-1.0	239,635	239,635
DD.114	718,651	0	779,007	-7,632	-1.0	771,375	771,375
DD.115	57,921	0	62,773	-672	-1.0	62,101	62,101
DD.124	17,274	0	18,723	0	0.0	18,723	18,723
DD.117	497,351	0	539,122	-5,285	-1.0	533,837	533,837
DD.123	98,851	0	107,137	-1,015	-1.0	106,122	106,122
DD.119	234,840	0	254,556	-2,509	-1.0	252,047	252,047
DD.120	50,345	0	54,568	-672	-1.0	53,896	53,896
DD.122	2,071,851	0	2,245,884	-21,979	-1.0	2,223,905	2,223,905
DD.125	134,494	0	145,801	-1,450	-1.0	144,351	144,351
D.1	0	0	1,249,324	0	0.0	1,249,324	1,249,324
D.2	0	0	677,600	0	0.0	677,600	677,600
D.3	0	0	0	0	0.0	0	0.000
D.4	0	0	0	0	0.0	0	0.000
D.5	170,574	0	178,598	-1,404	-1.0	177,194	177,194
D.6	704,406	0	711,520	-6,975	-1.0	704,545	704,545
D.7	145,995	0	147,529	-1,515	-1.0	146,014	146,014
D.8	243,581	0	246,159	-2,530	-1.0	243,629	243,629
D.14	2,422,326	0	2,473,191	-24,206	-1.0	2,448,985	2,448,985
Zone Total		887807523	81626367	864,066,505	-10,757,125	853,309,380	853,309

Zone	Date	KWH from NVISO	Total Unaccounted Load per Subzone							
29	Feb-18	175,008,747	-7,976,339							
Lse/Muni	PTID	NAME	CSS Load	Load Mod	Total-load mod w/losses	Unaccounted	Percent	Total - load mod w/losses + unaccounted	Mwh to NVISO	
EE.1			79,346,973	280,545	85,441,517	-6,547,116	-8.0	78,894,401	78,894,414	
EE.2			1,116,664	0	1,210,472	-11,831	-1.0	1,198,641	1,198,641	
EE.3			3,503	0	3,756	0	0.0	3,756	3,756	
EE.4			392,037	0	424,967	-4,170	-1.0	420,797	420,797	
EE.9			4,336,915	0	4,656,500	-45,583	-1.0	4,610,917	4,610,917	
EE.11			237,249	0	257,188	-2,530	-1.0	254,658	254,658	

EE.12	12,182	0	13,180	0	0.0	13,180	13,180	
EE.14	99,278	0	107,580	-1,035	-1.0	106,545	106,545	
EE.15	377,248	0	408,938	-4,002	-1.0	404,936	404,936	
EE.16	328,546	0	356,157	-3,535	-1.0	352,622	352,622	
EE.17	393,101	0	426,131	-4,141	-1.0	421,990	421,990	
EE.19	2,090	0	2,090	0	0.0	2,090	2,090	
EE.20	18,297,146	0	19,429,526	-190,185	-1.0	19,239,341	19,239,341	
EE.21	5,017,147	0	5,365,838	-52,530	-1.0	5,313,308	5,313,308	
EE.22	807,808	0	875,662	-8,576	-1.0	867,086	867,086	
EE.23	40,736	0	44,133	-670	-2.0	43,463	43,463	
EE.24	8,822	0	9,528	0	0.0	9,528	9,528	
EE.25	2,288,092	0	2,427,685	-23,762	-1.0	2,403,923	2,403,923	
EE.26	5,040,751	0	5,383,783	-52,702	-1.0	5,331,081	5,331,081	
EE.27	946,511	0	1,024,891	-10,021	-1.0	1,014,870	1,014,870	
EE.28	1,092,359	0	1,183,185	-11,585	-1.0	1,171,600	1,171,600	
EE.29	897,984	0	973,293	-9,531	-1.0	963,762	963,762	
EE.102	4,971,012	0	5,208,547	-405,754	-8.0	4,802,793	4,802,793	
EE.101	677,241	0	691,488	-55,714	-9.0	635,774	635,774	
EE.34	84,905	0	86,695	-684	-1.0	86,011	86,011	
EE.35	6,762,816	0	6,904,819	-67,601	-1.0	6,837,218	6,837,218	
EE.36	2,840,037	0	3,001,204	-29,368	-1.0	2,971,836	2,971,836	
EE.39	3,312,415	0	3,583,191	-35,075	-1.0	3,548,116	3,548,116	
EE.40	217,543	0	235,817	-2,322	-1.0	233,495	233,495	
EE.42	481,405	0	521,719	-5,114	-1.0	516,605	516,605	
EE.43	1,182,897	0	1,282,256	-12,565	-1.0	1,269,691	1,269,691	
EE.44	277,962	0	301,300	-2,937	-1.0	298,363	298,363	
EE.45	1,358,679	0	1,472,163	-14,416	-1.0	1,457,747	1,457,747	
EE.46	20,344	0	22,028	0	0.0	22,028	22,028	
EE.47	33,219	0	36,029	-338	-1.0	35,691	35,691	
EE.48	30,099	0	31,838	-163	-1.0	31,675	31,675	
EE.49	270,549	0	293,035	-2,821	-1.0	290,214	290,214	
EE.50	1,240,929	0	1,345,156	-13,169	-1.0	1,331,987	1,331,987	
EE.51	160,033	0	173,479	-1,640	-1.0	171,839	171,839	
EE.52	155,899	0	168,995	-1,680	-1.0	167,315	167,315	
EE.54	3,812,717	0	4,132,985	-40,451	-1.0	4,092,534	4,092,534	
EE.55	620,486	0	672,621	-6,603	-1.0	666,018	666,018	
EE.57	22,622	0	24,534	-4	0.0	24,530	24,530	
EE.59	16,365	0	17,790	0	0.0	17,790	17,790	
EE.60	11,644	0	12,316	0	0.0	12,316	12,316	
EE.61	0	0	0	0	0.0	0	0.000	
EE.62	38	0	40	0	0.0	40	0.040	
EE.63	906,856	0	962,171	-9,403	-1.0	952,768	952,768	
EE.64	111,567	0	120,935	-1,181	-1.0	119,754	119,754	
EE.65	45,821	0	49,673	-672	-1.0	49,001	49,001	
EE.66	620,444	0	672,557	-6,580	-1.0	665,977	665,977	
EE.67	14,109	0	15,317	0	0.0	15,317	15,317	
EE.68	8,884	0	9,598	0	0.0	9,598	9,598	
EE.70	50,369	0	54,600	-672	-1.0	53,928	53,928	
EE.71	42,646	0	46,224	-658	-1.0	45,566	45,566	
EE.72	1,986,681	0	2,144,231	-20,987	-1.0	2,123,244	2,123,244	
EE.73	59,515	0	64,525	-672	-1.0	63,853	63,853	
EE.76	21,773	0	23,604	0	0.0	23,604	23,604	
EE.78	80,980	0	87,777	-719	-1.0	87,058	87,058	
EE.79	281,904	0	305,587	-3,004	-1.0	302,583	302,583	
EE.80	12,347	0	13,374	0	0.0	13,374	13,374	
EE.81	43,151	0	46,770	-667	-1.0	46,103	46,103	
EE.82	1,076,400	0	1,160,480	-11,350	-1.0	1,149,130	1,149,130	
EE.83	2,655,214	0	2,784,052	-221,448	-9.0	2,562,604	2,562,604	
EE.85	83,639	0	90,637	-819	-1.0	89,818	89,818	
EE.88	139,273	0	150,975	-1,469	-1.0	149,506	149,506	
EE.89	299,775	0	324,954	-3,178	-1.0	321,776	321,776	
EE.90	448,159	0	485,812	-4,748	-1.0	481,064	481,064	
EE.91	1,391	0	1,391	0	0.0	1,391	1,391	
EE.92	58,440	0	63,339	-672	-1.0	62,667	62,667	
EE.93	10,302	0	11,137	0	0.0	11,137	11,137	
EE.95	14,278	0	15,499	0	0.0	15,499	15,499	
EE.96	48	0	48	0	0.0	48	0.048	
EE.97	135,870	0	147,280	-1,482	-1.0	145,798	145,798	
EE.100	116,838	0	126,671	-1,296	-1.0	125,375	125,375	
EE.103	29,673	0	32,188	-213	-1.0	31,975	31,975	
EE.104	189,965	0	205,925	-2,021	-1.0	203,904	203,904	
EE.105	1,427	0	1,427	0	0.0	1,427	1,427	
EE.113	4,018	0	4,460	0	0.0	4,460	4,460	
EE.107	38,096	0	41,291	-517	-1.0	40,774	40,774	
EE.109	16,850	0	18,311	0	0.0	18,311	18,311	
EE.110	1,840	0	1,840	0	0.0	1,840	1,840	
EE.111	8,719	0	9,402	0	0.0	9,402	9,402	
EE.112	16,565	0	18,039	0	0.0	18,039	18,039	
E.1	0	0	9,026,031	0	0.0	9,026,031	9,026,031	
E.3	0	0	3,400,909	0	0.0	3,400,909	3,400,909	
Zone Total			159278825	280545	182,985,086	-7,976,352	175,008,734	175,009

Zone	Date	KWH from NYISO	Total Unaccounted Load per Subzone						
31	Feb-18	64,494,864	2,067,440						
Lse/Muni	PTID	NAME	CSS Load	Load Mod	Total Load mod w/losses	Unaccounted	Percent	Total - load mod w/losses + unaccounted	Mwh to NYISO
FF.1			18,846,806	1,252,925	19,099,197	789,663	4.0	19,888,860	19,888,887
FF.2			445,448	0	482,868	-4,723	-1.0	478,145	478,145
FF.3			129,893	0	140,799	-1,436	-1.0	139,363	139,363
FF.8			2,345	0	2,345	0	0.0	2,345	2,345
FF.10			22,192	0	24,054	-2	0.0	24,052	24,052
FF.12			15,822	0	17,226	0	0.0	17,226	17,226
FF.13			1,094,830	0	1,177,740	-11,514	-1.0	1,166,226	1,166,226
FF.15			2,972,857	0	3,195,689	-31,279	-1.0	3,164,410	3,164,410
FF.16			1,489,287	0	1,614,383	-15,792	-1.0	1,598,591	1,598,591
FF.17			95,110	0	103,078	-937	-1.0	102,141	102,141

FF.20	728,769	0	789,990	-7,748	-1.0	782,242	782,242
FF.21	17,146	0	18,621	0	0.0	18,621	18,621
FF.22	488,907	0	529,968	-5,158	-1.0	524,810	524,810
FF.23	118,328	0	128,240	-1,328	-1.0	126,912	126,912
FF.24	2,025,846	0	2,149,419	-21,041	-1.0	2,128,378	2,128,378
FF.25	93,140	0	100,970	-961	-1.0	100,009	100,009
FF.26	74,584	0	80,846	-743	-1.0	80,103	80,103
FF.29	117,187	0	127,049	-1,261	-1.0	125,788	125,788
FF.30	309,235	0	335,191	-3,286	-1.0	331,905	331,905
FF.31	59,492	0	64,494	-672	-1.0	63,822	63,822
FF.32	23,061	0	24,745	-5	0.0	24,740	24,740
FF.33	9,016	0	9,704	0	0.0	9,704	9,704
FF.34	10,234	0	11,054	0	0.0	11,054	11,054
FF.35	49,204	0	53,329	-672	-1.0	52,657	52,657
FF.36	107,217	0	116,215	-1,141	-1.0	115,074	115,074
FF.37	5,896	0	6,568	0	0.0	6,568	6,568
FF.38	1,512	0	1,512	0	0.0	1,512	1,512
FF.40	1,081,107	0	1,171,932	-11,467	-1.0	1,160,465	1,160,465
FF.41	76,417	0	82,805	-743	-1.0	82,062	82,062
FF.42	4,235	0	4,665	0	0.0	4,665	4,665
FF.44	25,450	0	25,873	-289	-1.0	25,584	25,584
FF.45	42	0	44	0	0.0	44	0.044
FF.46	3	0	3	0	0.0	3	0.003
FF.48	30	0	30	0	0.0	30	0.030
FF.49	3	0	3	0	0.0	3	0.003
FF.50	0	0	0	0	0.0	0	0.000
FF.51	40,801	0	44,222	-616	-1.0	43,606	43,606
FF.52	137,992	0	140,977	-1,385	-1.0	139,592	139,592
FF.53	16,939	0	18,422	0	0.0	18,422	18,422
FF.54	204,310	0	221,467	-2,190	-1.0	219,277	219,277
FF.55	11,938	0	12,925	0	0.0	12,925	12,925
FF.56	8,183	0	8,869	0	0.0	8,869	8,869
FF.58	37,275	0	40,433	-530	-1.0	39,903	39,903
FF.59	22,704	0	24,617	-9	0.0	24,608	24,608
FF.60	99,777	0	108,142	-1,012	-1.0	107,130	107,130
FF.61	17,198	0	18,689	0	0.0	18,689	18,689
FF.64	10,125	0	10,948	0	0.0	10,948	10,948
FF.65	17,695	0	19,206	0	0.0	19,206	19,206
FF.66	24,707	0	26,781	-20	0.0	26,761	26,761
FF.96	11,878	0	12,858	0	0.0	12,858	12,858
FF.67	189,115	0	204,983	-2,017	-1.0	202,966	202,966
FF.68	668,620	0	702,834	28,672	4.0	731,506	731,506
FF.69	138,334	0	149,958	6,441	4.0	156,399	156,399
FF.71	22,724	0	24,642	-3	0.0	24,639	24,639
FF.74	7,259	0	7,931	0	0.0	7,931	7,931
FF.75	3,911	0	4,264	0	0.0	4,264	4,264
FF.76	125,605	0	136,169	-1,412	-1.0	134,757	134,757
FF.77	3,081	0	3,189	0	0.0	3,189	3,189
FF.78	26,498	0	28,736	-119	0.0	28,617	28,617
FF.79	2,266	0	2,266	0	0.0	2,266	2,266
FF.81	7,567	0	8,239	0	0.0	8,239	8,239
FF.83	62,378	0	67,607	-672	-1.0	66,935	66,935
FF.95	196,041	0	209,869	-2,093	-1.0	207,776	207,776
FF.87	60,064	0	65,111	-672	-1.0	64,439	64,439
FF.90	9,725	0	10,508	0	0.0	10,508	10,508
FF.92	17,072	0	18,557	0	0.0	18,557	18,557
FF.93	3,834	0	4,165	0	0.0	4,165	4,165
FF.97	3,155	0	3,286	0	0.0	3,286	3,286
F.1	27,939,062	0	28,375,905	1,377,585	5.0	29,753,490	29,753,490
Zone Total	60,688,484	1,252,925	62,427,424	2,067,413		64,494,837	64,494,864
Grand Total	2,719,421,154	153,441,218	2,942,921,464	-61,851,432		2,881,070,032	2,881,070,050

7/9/2018

10:08:25 AM Page -1 of 1

Zone	Date	KWH from NYISO	Total Unaccounted Load per Subzone							
1	Mar-18	1,009,995,351	-27,012,569							
Lse/Muni	PTID	NAME	CSS Load	Load Mod	Total-load mod w/losses	Unaccounted	Percent	Total - load mod w/losses + unaccounted	Mwh to NYISO	
AA.1			274,737,171	86,587	295,419,507	-13,105,376	-5.0	282,314,131	282,314.158	
AA.2			1,792,817	0	1,943,421	-17,999	-1.0	1,925,422	1,925.422	
AA.136			33,576	0	36,434	-247	-1.0	36,187	36.187	
AA.3			1,396,088	0	1,513,357	-14,035	-1.0	1,499,322	1,499.322	
AA.8			7,772,498	0	8,362,695	-77,487	-1.0	8,285,208	8,285.208	
AA.10			843,343	0	914,190	-8,470	-1.0	905,720	905.720	
AA.11			4,700,835	0	5,040,715	-46,715	-1.0	4,994,000	4,994.000	
AA.12			16,132,551	0	17,096,863	-158,417	-1.0	16,938,446	16,938.446	
AA.13			18,765,448	0	19,289,562	-178,725	-1.0	19,110,837	19,110.837	
AA.14			3,988,506	0	4,175,978	-38,691	-1.0	4,137,287	4,137.287	
AA.16			979,250	0	999,801	-39,928	-4.0	959,873	959.873	
AA.17			2,851,764	0	3,031,211	-28,083	-1.0	3,003,128	3,003.128	
AA.18			2,803,917	0	3,035,577	-28,127	-1.0	3,007,450	3,007.450	
AA.19			4,254,831	0	4,581,826	-42,460	-1.0	4,539,366	4,539.366	
AA.21			5,621,071	0	5,923,652	-54,888	-1.0	5,868,764	5,868.764	
AA.22			96,568,251	0	102,000,967	-945,139	-1.0	101,055,828	101,055.828	
AA.23			17,587,619	0	18,670,968	-173,000	-1.0	18,497,968	18,497.968	
AA.24			2,424,318	0	2,608,572	-24,169	-1.0	2,584,403	2,584.403	
AA.25			3,784,747	0	3,864,231	-35,807	-1.0	3,828,424	3,828.424	
AA.26			204,925	0	222,148	-1,999	-1.0	220,149	220.149	
AA.27			129,358	0	140,235	-1,328	-1.0	138,907	138.907	
AA.28			4,410,922	0	4,643,595	-43,024	-1.0	4,600,571	4,600.571	
AA.29			38,506,067	0	40,981,383	-379,741	-1.0	40,601,642	40,601.642	
AA.30			11,323,111	0	12,200,084	-113,048	-1.0	12,087,036	12,087.036	
AA.31			3,384,259	0	3,667,016	-33,975	-1.0	3,633,041	3,633.041	
AA.32			2,543,169	0	2,744,001	-25,424	-1.0	2,718,577	2,718.577	
AA.122			182,297,846	0	186,758,828	-7,432,886	-4.0	179,325,942	179,325.942	
AA.121			58,098,408	0	59,682,449	-2,306,052	-4.0	57,376,397	57,376.397	
AA.36			120,940	0	126,577	-1,307	-1.0	125,270	125.270	
AA.37			208,001	0	217,808	-2,112	-1.0	215,696	215.696	
AA.38			0	0	0	0	0.0	0	0.000	
AA.39			246,285	0	257,862	-2,230	-1.0	255,632	255.632	
AA.40			349,368	0	365,841	-3,402	-1.0	362,439	362.439	
AA.41			88,209	0	92,355	-794	-1.0	91,561	91.561	
AA.42			362,700	0	379,772	-3,578	-1.0	376,194	376.194	
AA.43			535,584	0	546,911	-5,068	-1.0	541,843	541.843	
AA.44			1,455,462	0	1,544,399	-14,294	-1.0	1,530,105	1,530.105	
AA.45			1,524,511	0	1,610,372	-61,061	-4.0	1,549,311	1,549.311	
AA.46			147,533	0	150,635	-1,458	-1.0	149,177	149.177	
AA.47			499,276	0	529,739	-4,966	-1.0	524,773	524.773	
AA.48			1,804,534	0	1,895,338	-17,570	-1.0	1,877,768	1,877.768	
AA.50			1,113,765	0	1,183,585	-10,967	-1.0	1,172,618	1,172.618	
AA.52			16,510,748	0	17,853,282	-165,433	-1.0	17,687,849	17,687.849	
AA.53			425,828	0	461,596	-4,264	-1.0	457,332	457.332	
AA.56			1,894,714	0	2,053,359	-19,014	-1.0	2,034,345	2,034.345	
AA.57			2,727,822	0	2,956,953	-27,394	-1.0	2,929,559	2,929.559	
AA.58			475,456	0	514,739	-4,790	-1.0	509,949	509.949	
AA.59			3,898,932	0	4,153,250	-38,472	-1.0	4,114,778	4,114.778	
AA.60			51,713	0	56,047	-730	-1.0	55,317	55.317	
AA.61			2,405,646	0	2,567,341	-23,787	-1.0	2,543,554	2,543.554	
AA.62			112,946	0	122,441	-1,120	-1.0	121,321	121.321	
AA.63			149,615	0	160,551	-1,514	-1.0	159,037	159.037	
AA.64			300,471	0	322,844	-2,955	-1.0	319,889	319.889	
AA.65			496,189	0	530,813	-4,922	-1.0	525,891	525.891	
AA.66			1,102,783	0	1,189,167	-11,020	-1.0	1,178,147	1,178.147	
AA.67			783,186	0	841,027	-7,764	-1.0	833,263	833.263	
AA.68			708,897	0	768,444	-7,113	-1.0	761,331	761.331	
AA.69			3,507,193	0	3,801,789	-35,224	-1.0	3,766,565	3,766.565	
AA.70			1,333,538	0	1,400,979	-12,961	-1.0	1,388,018	1,388.018	
AA.72			956,393	0	1,036,734	-9,612	-1.0	1,027,122	1,027.122	
AA.74			9,996,134	0	10,834,067	-100,394	-1.0	10,733,673	10,733.673	
AA.75			0	0	0	0	0.0	0	0.000	
AA.76			2,617,137	0	2,836,966	-26,288	-1.0	2,810,678	2,810.678	
AA.78			755,558	0	819,021	-7,585	-1.0	811,436	811.436	
AA.80			549,637	0	593,627	-5,508	-1.0	588,119	588.119	
AA.81			0	0	0	0	0.0	0	0.000	
AA.132			72,456	0	78,547	-743	-1.0	77,804	77.804	
AA.82			284,019	0	307,888	-2,838	-1.0	305,050	305.050	
AA.83			180,479	0	195,644	-1,795	-1.0	193,849	193.849	
AA.84			28,138	0	28,881	0	0.0	28,881	28.881	
AA.85			2,272,010	0	2,462,779	-22,821	-1.0	2,439,958	2,439.958	
AA.86			4,384	0	4,796	0	0.0	4,796	4.796	
AA.87			65,527	0	71,012	-743	-1.0	70,269	70.269	
AA.89			103,995	0	112,736	-982	-1.0	111,754	111.754	
AA.90			121,465	0	131,684	-1,188	-1.0	130,496	130.496	
AA.91			15,130,075	0	16,350,556	-151,512	-1.0	16,199,044	16,199.044	
AA.92			126,438	0	137,067	-1,255	-1.0	135,812	135.812	
AA.95			66,260	0	71,824	-743	-1.0	71,081	71.081	
AA.97			279,224	0	302,683	-2,764	-1.0	299,919	299.919	
AA.98			471,329	0	510,929	-4,719	-1.0	506,210	506.210	
AA.99			23,121	0	25,105	0	0.0	25,105	25.105	
AA.100			142,732	0	154,729	-1,482	-1.0	153,247	153.247	
AA.101			20,145,299	0	21,444,150	-198,705	-1.0	21,245,445	21,245.445	
AA.102			9,147,509	0	9,584,219	-369,909	-4.0	9,214,310	9,214.310	
AA.104			134,204	0	145,474	-1,367	-1.0	144,107	144.107	
AA.106			124,646	0	127,321	-1,325	-1.0	125,996	125.996	
AA.108			526,835	0	571,097	-5,295	-1.0	565,802	565.802	
AA.109			127,933	0	138,685	-1,260	-1.0	137,425	137.425	
AA.110			1,288,022	0	1,396,206	-12,936	-1.0	1,383,270	1,383.270	
AA.111			249,096	0	270,010	-2,431	-1.0	267,579	267.579	
AA.112			204,221	0	221,371	-2,032	-1.0	219,339	219.339	
AA.113			14,339	0	15,561	0	0.0	15,561	15.561	
AA.115			51,649	0	55,980	-723	-1.0	55,257	55.257	

AA.117	543,103	0	588,730	-5,449	-1.0	583,281	583,281
AA.120	2,516,633	0	2,716,556	-25,185	-1.0	2,691,371	2,691,371
AA.123	43,346	0	46,990	-540	-1.0	46,450	46,450
AA.124	578,826	0	627,453	-5,810	-1.0	621,643	621,643
AA.125	90,422	0	98,005	-919	-1.0	97,086	97,086
AA.134	38,173	0	41,382	-422	-1.0	40,960	40,960
AA.127	178,389	0	193,353	-1,791	-1.0	191,562	191,562
AA.133	30,489	0	33,047	-107	0.0	32,940	32,940
AA.129	352,208	0	381,803	-3,526	-1.0	378,277	378,277
AA.130	6,366	0	7,109	0	0.0	7,109	7,109
AA.131	1,668,594	0	1,758,278	-16,279	-1.0	1,741,999	1,741,999
AA.135	99,678	0	108,051	-965	-1.0	107,086	107,086
A.1	2,905,200	0	2,987,348	-111,627	-4.0	2,875,721	2,875,721
A.21	4,852,027	0	5,080,074	-47,071	-1.0	5,033,003	5,033,003
A.2	0	0	19,466,660	0	0.0	19,466,660	19,466,660
A.3	0	0	11,111,205	0	0.0	11,111,205	11,111,205
A.4	0	0	37,362,827	0	0.0	37,362,827	37,362,827
A.5	0	0	0	0	0.0	0	0.000
A.6	0	0	21,249,484	0	0.0	21,249,484	21,249,484
A.7	0	0	3,871,128	0	0.0	3,871,128	3,871,128
A.8	0	0	36,006	-1,426	-4.0	34,580	34,580
Zone Total		893442229	86587	1,037,007,920	-27,012,596	1,009,995,324	1,009,995

Zone	Date	KWH from NYISO	Total Unaccounted Load per Subzone
2	Mar-18	599,031,535	-18,492,738

Lse/Muni	PTID	NAME	CSS Load	Load Mod	Total-load mod w/losses	Unaccounted	Percent	Total - load mod w/losses + unaccounted	Mwh to NYISO
BB.1			252,178,882	20,289,921	250,417,040	-15,449,237	-7.0	234,967,803	234,967,811
BB.2			3,259,313	0	3,533,095	-32,742	-1.0	3,500,353	3,500,353
BB.3			344,881	0	370,559	-3,403	-1.0	367,156	367,156
BB.4			1,401,220	0	1,518,918	-14,083	-1.0	1,504,835	1,504,835
BB.9			949,879	0	1,024,850	-9,515	-1.0	1,015,335	1,015,335
BB.11			741,433	0	803,718	-7,441	-1.0	796,277	796,277
BB.13			205,673	0	222,959	-2,151	-1.0	220,808	220,808
BB.15			157,279	0	160,654	-1,450	-1.0	159,204	159,204
BB.16			68,861,227	0	73,814,305	-683,972	-1.0	73,130,333	73,130,333
BB.17			32,881,292	0	35,229,024	-326,421	-1.0	34,902,603	34,902,603
BB.18			8,658,018	0	8,985,482	-83,251	-1.0	8,902,231	8,902,231
BB.19			311,724	0	337,912	-3,144	-1.0	334,768	334,768
BB.20			17,941	0	19,520	0	0.0	19,520	19,520
BB.21			13,828,549	0	14,478,497	-134,159	-1.0	14,344,338	14,344,338
BB.22			28,332,967	0	30,138,373	-279,269	-1.0	29,859,104	29,859,104
BB.23			2,203,226	0	2,386,540	-22,132	-1.0	2,364,408	2,364,408
BB.24			2,445,863	0	2,651,069	-24,563	-1.0	2,626,506	2,626,506
BB.25			2,086,133	0	2,261,374	-20,951	-1.0	2,240,423	2,240,423
BB.29			1,142,304	0	1,166,324	-10,801	-1.0	1,155,523	1,155,523
BB.30			779,286	0	795,674	-7,380	-1.0	788,294	788,294
BB.31			0	0	0	0	0.0	0	0.000
BB.32			74,052	0	75,670	-796	-1.0	74,874	74,874
BB.33			70,600	0	72,092	-674	-1.0	71,418	71,418
BB.34			2,703,024	0	2,759,780	-25,519	-1.0	2,734,261	2,734,261
BB.35			0	0	0	0	0.0	0	0.000
BB.36			2,189,384	0	2,235,330	-20,744	-1.0	2,214,586	2,214,586
BB.37			0	0	0	0	0.0	0	0.000
BB.38			1,387,162	0	1,478,027	-13,691	-1.0	1,464,336	1,464,336
BB.39			2,186,279	0	2,319,632	-21,491	-1.0	2,298,141	2,298,141
BB.41			1,582,067	0	1,714,956	-15,889	-1.0	1,699,067	1,699,067
BB.42			339,269	0	367,776	-3,416	-1.0	364,360	364,360
BB.45			1,276,775	0	1,384,026	-12,834	-1.0	1,371,192	1,371,192
BB.46			2,540,899	0	2,754,332	-25,532	-1.0	2,728,800	2,728,800
BB.47			530,715	0	575,293	-5,340	-1.0	569,953	569,953
BB.48			14,272,613	0	15,231,116	-141,135	-1.0	15,089,981	15,089,981
BB.49			34,699	0	37,602	-260	-1.0	37,342	37,342
BB.50			94,196	0	102,103	-899	-1.0	101,204	101,204
BB.51			500,104	0	542,128	-5,020	-1.0	537,108	537,108
BB.52			3,197,515	0	3,466,095	-32,124	-1.0	3,433,971	3,433,971
BB.53			179,496	0	194,577	-1,775	-1.0	192,802	192,802
BB.54			767,141	0	831,590	-7,706	-1.0	823,884	823,884
BB.56			2,261	0	2,347	0	0.0	2,347	2,347
BB.57			13,108	0	13,853	0	0.0	13,853	13,853
BB.58			7,320,465	0	7,935,383	-73,528	-1.0	7,861,855	7,861,855
BB.59			2,000,067	0	2,168,064	-20,093	-1.0	2,147,971	2,147,971
BB.61			344,881	0	373,837	-3,458	-1.0	370,379	370,379
BB.63			90,197	0	97,762	-928	-1.0	96,834	96,834
BB.64			15	0	15	0	0.0	15	0.015
BB.65			22	0	23	0	0.0	23	0.023
BB.66			0	0	0	0	0.0	0	0.000
BB.67			0	0	0	0	0.0	0	0.000
BB.68			0	0	0	0	0.0	0	0.000
BB.69			0	0	0	0	0.0	0	0.000
BB.70			0	0	0	0	0.0	0	0.000
BB.71			7,164,610	0	7,316,153	-67,797	-1.0	7,248,356	7,248,356
BB.72			246,168	0	266,850	-2,493	-1.0	264,357	264,357
BB.73			187,036	0	202,738	-1,838	-1.0	200,900	200,900
BB.74			1,462,151	0	1,492,888	-13,843	-1.0	1,479,045	1,479,045
BB.75			1,636,874	0	1,774,272	-16,437	-1.0	1,757,835	1,757,835
BB.76			60,778	0	65,865	-743	-1.0	65,122	65,122
BB.77			82,093	0	88,970	-781	-1.0	88,189	88,189
BB.78			9	0	9	0	0.0	9	0.009
BB.79			625,804	0	678,363	-6,298	-1.0	672,065	672,065
BB.80			103,421	0	112,105	-1,003	-1.0	111,102	111,102
BB.81			1,008,534	0	1,090,356	-10,096	-1.0	1,080,260	1,080,260
BB.82			140,700	0	152,529	-1,445	-1.0	151,084	151,084
BB.85			24,432	0	26,473	0	0.0	26,473	26,473
BB.87			284,806	0	308,728	-2,890	-1.0	305,838	305,838
BB.88			352,030	0	381,607	-3,568	-1.0	378,039	378,039

BB.89	87,013	0	94,292	-743	-1.0	93,549	93,549
BB.90	1,914,735	0	2,075,579	-19,238	-1.0	2,056,341	2,056,341
BB.92	81,469	0	88,297	-743	-1.0	87,554	87,554
BB.93	11,708,012	0	12,245,372	-653,167	-6.0	11,592,205	11,592,205
BB.95	128,578	0	139,397	-1,304	-1.0	138,093	138,093
BB.98	207,674	0	225,108	-2,078	-1.0	223,030	223,030
BB.99	282,462	0	306,177	-2,812	-1.0	303,365	303,365
BB.100	690,924	0	748,973	-6,943	-1.0	742,030	742,030
BB.101	17,378	0	18,903	0	0.0	18,903	18,903
BB.102	256,345	0	277,866	-2,606	-1.0	275,260	275,260
BB.103	28,934	0	31,375	-80	0.0	31,295	31,295
BB.105	56,038	0	60,727	-743	-1.0	59,984	59,984
BB.107	273,095	0	296,033	-2,745	-1.0	293,288	293,288
BB.110	1,814,372	0	1,950,960	-18,089	-1.0	1,932,871	1,932,871
BB.111	12,243	0	13,254	0	0.0	13,254	13,254
BB.112	322,571	0	349,684	-3,236	-1.0	346,448	346,448
BB.113	27,523	0	29,818	-90	0.0	29,728	29,728
BB.114	300,941	0	307,212	-2,945	-1.0	304,267	304,267
BB.125	589,886	0	633,946	-5,871	-1.0	628,075	628,075
BB.116	209,124	0	226,684	-2,078	-1.0	224,606	224,606
BB.122	49,633	0	53,826	-740	-1.0	53,086	53,086
BB.118	144,646	0	156,779	-1,507	-1.0	155,272	155,272
BB.119	4,036	0	4,358	0	0.0	4,358	4,358
BB.121	758,679	0	805,963	-7,461	-1.0	798,502	798,502
BB.123	7,725,851	0	8,205,094	-76,019	-1.0	8,129,075	8,129,075
BB.124	334,182	0	362,254	-3,359	-1.0	358,895	358,895
B.2	0	0	75,941,327	0	0.0	75,941,327	75,941,327
B.3	0	0	20,867,813	0	0.0	20,867,813	20,867,813
Zone Total	505889886	20289921	617,524,273	-18,492,746		599,031,527	599,032

Zone	Date	KWH from NYISO	Total Unaccounted Load per Subzone
3	Mar-18	338,660,768	-16,276,424

Lse/Muni	PTID	NAME	CSS Load	Load Mod	Total-load mod w/losses	Unaccounted	Percent	Total - load mod w/losses + unaccounted	Mwh to NYISO
CC.1			162,140,788	59,245,217	114,088,201	-12,328,329	-12.0	101,759,872	101,759,880
CC.2			3,312,685	0	3,590,952	-33,265	-1.0	3,557,687	3,557,687
CC.3			101,688	0	110,217	-1,139	-1.0	109,078	109,078
CC.4			1,056,150	0	1,144,849	-10,609	-1.0	1,134,240	1,134,240
CC.9			291,486	0	314,802	-2,866	-1.0	311,936	311,936
CC.11			521,391	0	565,185	-5,227	-1.0	559,958	559,958
CC.13			79,366	0	86,017	-743	-1.0	85,274	85,274
CC.14			0	0	0	0	0.0	0	0.000
CC.15			4,599,466	0	4,981,344	-46,147	-1.0	4,935,197	4,935,197
CC.17			59,750,882	0	63,320,412	-586,724	-1.0	62,733,688	62,733,688
CC.18			24,340,851	0	25,888,033	-239,874	-1.0	25,648,159	25,648,159
CC.19			1,279,722	0	1,387,209	-12,863	-1.0	1,374,346	1,374,346
CC.20			1,979,168	0	2,092,342	-19,385	-1.0	2,072,957	2,072,957
CC.21			18,713	0	20,357	0	0.0	20,357	20,357
CC.22			4,066,837	0	4,302,536	-39,873	-1.0	4,262,663	4,262,663
CC.23			13,315,686	0	14,186,738	-131,462	-1.0	14,055,276	14,055,276
CC.24			994,150	0	1,076,073	-9,982	-1.0	1,066,091	1,066,091
CC.25			2,797,244	0	3,031,434	-28,094	-1.0	3,003,340	3,003,340
CC.26			4,346,325	0	4,668,133	-43,260	-1.0	4,624,873	4,624,873
CC.30			67,296	0	68,698	-626	-1.0	68,072	68,072
CC.31			166,426	0	169,960	-1,499	-1.0	168,461	168,461
CC.32			6,448,899	0	6,862,405	-63,583	-1.0	6,798,822	6,798,822
CC.33			7,274	0	8,017	0	0.0	8,017	8,017
CC.35			356,948	0	386,942	-3,618	-1.0	383,324	383,324
CC.36			282,275	0	305,973	-2,842	-1.0	303,131	303,131
CC.37			154,782	0	158,032	-1,465	-1.0	156,567	156,567
CC.40			1,251,522	0	1,356,643	-12,579	-1.0	1,344,064	1,344,064
CC.41			3,755,503	0	4,070,960	-37,712	-1.0	4,033,248	4,033,248
CC.42			372,885	0	404,198	-3,750	-1.0	400,448	400,448
CC.43			5,653,685	0	6,080,104	-56,338	-1.0	6,023,766	6,023,766
CC.44			27,467	0	29,793	-37	0.0	29,756	29,756
CC.45			81,883	0	88,768	-770	-1.0	87,998	87,998
CC.46			81,937	0	83,545	-743	-1.0	82,802	82,802
CC.47			453,361	0	491,444	-4,553	-1.0	486,891	486,891
CC.48			3,077,938	0	3,336,489	-30,921	-1.0	3,305,568	3,305,568
CC.49			129,511	0	140,405	-1,305	-1.0	139,100	139,100
CC.50			677,011	0	733,883	-6,801	-1.0	727,082	727,082
CC.52			10,017,049	0	10,858,228	-100,609	-1.0	10,757,619	10,757,619
CC.96			1,896,522	0	2,055,830	-19,055	-1.0	2,036,775	2,036,775
CC.54			148,456	0	160,922	-1,555	-1.0	159,367	159,367
CC.57			0	0	0	0	0.0	0	0.000
CC.58			0	0	0	0	0.0	0	0.000
CC.59			0	0	0	0	0.0	0	0.000
CC.60			22	0	24	0	0.0	24	0.024
CC.61			0	0	0	0	0.0	0	0.000
CC.62			0	0	0	0	0.0	0	0.000
CC.63			0	0	0	0	0.0	0	0.000
CC.64			0	0	0	0	0.0	0	0.000
CC.65			0	0	0	0	0.0	0	0.000
CC.66			2	0	2	0	0.0	2	0.002
CC.67			0	0	0	0	0.0	0	0.000
CC.68			0	0	0	0	0.0	0	0.000
CC.69			0	0	0	0	0.0	0	0.000
CC.70			66	0	70	-1	-1.0	69	0.069
CC.71			3,536	0	3,854	0	0.0	3,854	3,854
CC.72			0	0	0	0	0.0	0	0.000
CC.73			37	0	38	0	0.0	38	0.038
CC.74			57	0	59	0	0.0	59	0.059
CC.75			29	0	30	0	0.0	30	0.030
CC.76			1,333	0	1,357	-17	-1.0	1,340	1,340
CC.77			16	0	16	0	0.0	16	0.016
CC.78			112	0	113	0	0.0	113	0.113

CC.79	23	0	23	0	0.0	23	0.023	
CC.80	187	0	196	0	0.0	196	0.196	
CC.81	0	0	0	0	0.0	0	0.000	
CC.82	199	0	207	0	0.0	207	0.207	
CC.83	0	0	0	0	0.0	0	0.000	
CC.84	131	0	138	0	0.0	138	0.138	
CC.85	27	0	28	0	0.0	28	0.028	
CC.86	82	0	84	0	0.0	84	0.084	
CC.87	0	0	0	0	0.0	0	0.000	
CC.88	0	0	0	0	0.0	0	0.000	
CC.89	0	0	0	0	0.0	0	0.000	
CC.90	0	0	0	0	0.0	0	0.000	
CC.91	0	0	0	0	0.0	0	0.000	
CC.92	1	0	1	0	0.0	1	0.001	
CC.93	1,261	0	1,338	-17	-1.0	1,321	1.321	
CC.145	531,499	0	576,131	-5,303	-1.0	570,828	570.828	
CC.94	221,205	0	239,776	-2,217	-1.0	237,559	237.559	
CC.95	147,925	0	160,353	-1,553	-1.0	158,800	158.800	
CC.97	2,015,493	0	2,184,798	-20,249	-1.0	2,164,549	2,164.549	
CC.98	74,459	0	80,711	-743	-1.0	79,968	79.968	
CC.99	103,796	0	112,514	-1,007	-1.0	111,507	111.507	
CC.101	751,408	0	814,528	-7,540	-1.0	806,988	806.988	
CC.102	57,341	0	62,157	-743	-1.0	61,414	61.414	
CC.103	535,333	0	580,305	-5,361	-1.0	574,944	574.944	
CC.104	182,750	0	198,092	-1,814	-1.0	196,278	196.278	
CC.107	46,212	0	50,081	-609	-1.0	49,472	49.472	
CC.109	324,906	0	352,194	-3,279	-1.0	348,915	348.915	
CC.110	513,606	0	556,751	-5,156	-1.0	551,595	551.595	
CC.111	71,388	0	77,371	-743	-1.0	76,628	76.628	
CC.112	58,632	0	59,863	-552	-1.0	59,311	59.311	
CC.113	1,534,882	0	1,663,820	-15,405	-1.0	1,648,415	1,648.415	
CC.114	874,275	0	947,726	-8,777	-1.0	938,949	938.949	
CC.115	37,178	0	40,322	-362	-1.0	39,960	39.960	
CC.116	14,263,512	0	14,901,531	-1,444,020	-11.0	13,457,511	13,457.511	
CC.118	193,916	0	210,219	-1,907	-1.0	208,312	208.312	
CC.121	106,358	0	115,290	-1,059	-1.0	114,231	114.231	
CC.122	97,483	0	105,684	-931	-1.0	104,753	104.753	
CC.123	623,942	0	676,354	-6,264	-1.0	670,090	670.090	
CC.124	57,382	0	62,211	-743	-1.0	61,468	61.468	
CC.125	204,300	0	221,458	-2,031	-1.0	219,427	219.427	
CC.126	39,374	0	42,698	-415	-1.0	42,283	42.283	
CC.128	28,985	0	31,447	-87	0.0	31,360	31.360	
CC.129	108	0	108	0	0.0	108	0.108	
CC.130	273,814	0	296,821	-2,754	-1.0	294,067	294.067	
CC.133	4,625,930	0	4,805,252	-44,526	-1.0	4,760,726	4,760.726	
CC.134	16,533	0	17,972	0	0.0	17,972	17.972	
CC.135	344,792	0	373,735	-3,477	-1.0	370,258	370.258	
CC.136	14,269	0	15,520	0	0.0	15,520	15.520	
CC.148	2,562	0	2,562	0	0.0	2,562	2.562	
CC.138	113,061	0	122,562	-1,098	-1.0	121,464	121.464	
CC.146	23,246	0	25,141	0	0.0	25,141	25.141	
CC.140	138,775	0	150,418	-1,409	-1.0	149,009	149.009	
CC.141	10,524	0	11,379	0	0.0	11,379	11.379	
CC.142	156,649	0	159,843	-1,527	-1.0	158,316	158.316	
CC.143	72,340	0	73,851	-743	-1.0	73,108	73.108	
CC.144	1,068,391	0	1,103,683	-10,222	-1.0	1,093,461	1,093.461	
CC.147	79,836	0	86,521	-760	-1.0	85,761	85.761	
C.1	6,255,216	0	6,318,407	-571,749	-10.0	5,746,658	5,746.658	
C.2	0	0	10,431,209	0	0.0	10,431,209	10,431.209	
C.3	0	0	1,389,953	0	0.0	1,389,953	1,389.953	
C.4	932,976	0	977,058	-99,011	-11.0	878,047	878.047	
C.5	10,450	0	10,686	-947	-10.0	9,739	9.739	
C.6	0	0	11,011,463	0	0.0	11,011,463	11,011.463	
C.7	0	0	2,681,931	0	0.0	2,681,931	2,681.931	
C.8	6,441,504	0	6,576,778	-60,934	-1.0	6,515,844	6,515.844	
C.9	435,920	0	456,303	-48,167	-12.0	408,136	408.136	
Zone Total			364822785	59245217	354,937,192	-16,276,432	338,660,760	338,661

Zone	Date	KWH from NYISO	Total Unaccounted Load per Subzone
4	Mar-18	893,131,620	-16,898,218

Lse/Muni	PTID	NAME	CSS Load	Load Mod	Total-load mod w/losses	Unaccounted	Percent	Total - load mod w/losses + unaccounted	Mwh to NYISO
DD.1			386,457,821	96,019,561	318,542,402	-10,475,046	-3.0	308,067,356	308,067.361
DD.2			5,358,011	0	5,807,927	-53,812	-1.0	5,754,115	5,754.115
DD.3			175,925	0	190,700	-1,668	-1.0	189,032	189.032
DD.4			3,379,605	0	3,663,498	-33,939	-1.0	3,629,559	3,629.559
DD.9			1,589,063	0	1,694,528	-15,692	-1.0	1,678,836	1,678.836
DD.11			827,797	0	897,331	-8,317	-1.0	889,014	889.014
DD.13			8,133,864	0	8,304,670	-226,042	-3.0	8,078,628	8,078.628
DD.14			444,311	0	481,644	-4,489	-1.0	477,155	477.155
DD.15			88,204	0	95,616	-855	-1.0	94,761	94.761
DD.17			141,481,075	0	150,180,329	-1,391,568	-1.0	148,788,761	148,788.761
DD.18			153,819,661	0	160,116,827	-1,483,639	-1.0	158,633,188	158,633.188
DD.19			18,619,825	0	19,400,026	-179,766	-1.0	19,220,260	19,220.260
DD.20			629,910	0	682,808	-6,345	-1.0	676,463	676.463
DD.21			51,151	0	55,467	-721	-1.0	54,746	54.746
DD.22			3,866,532	0	4,056,683	-37,589	-1.0	4,019,094	4,019.094
DD.23			27,496,974	0	29,575,081	-274,049	-1.0	29,301,032	29,301.032
DD.24			190,663	0	206,668	-1,927	-1.0	204,741	204.741
DD.25			5,379,750	0	5,829,289	-54,011	-1.0	5,775,278	5,775.278
DD.26			8,195,645	0	8,857,383	-82,093	-1.0	8,775,290	8,775.290
DD.29			188,556	0	192,536	-1,725	-1.0	190,811	190.811
DD.30			26,844,086	0	28,051,319	-259,906	-1.0	27,791,413	27,791.413
DD.31			2,064,543	0	2,187,407	-20,265	-1.0	2,167,142	2,167.142
DD.32			597,798	0	625,894	-5,791	-1.0	620,103	620.103
DD.34			566,029	0	613,571	-5,658	-1.0	607,913	607.913

DD.35	479,015	0	519,243	-4,815	-1.0	514,428	514,428	
DD.38	4,704,385	0	5,098,731	-47,250	-1.0	5,051,481	5,051,481	
DD.39	6,850,422	0	7,379,722	-68,371	-1.0	7,311,351	7,311,351	
DD.40	1,095,500	0	1,187,520	-10,995	-1.0	1,176,525	1,176,525	
DD.41	7,072,754	0	7,655,531	-70,944	-1.0	7,584,587	7,584,587	
DD.42	840,286	0	857,934	-7,951	-1.0	849,983	849,983	
DD.43	1,383,184	0	1,412,234	-13,096	-1.0	1,399,138	1,399,138	
DD.44	51,678	0	56,004	-733	-1.0	55,271	55,271	
DD.45	478,560	0	518,752	-4,807	-1.0	513,945	513,945	
DD.46	1,284,081	0	1,391,955	-12,899	-1.0	1,379,056	1,379,056	
DD.47	3,414,979	0	3,701,837	-34,292	-1.0	3,667,545	3,667,545	
DD.48	660,995	0	716,509	-6,644	-1.0	709,865	709,865	
DD.49	5,529,565	0	5,991,146	-55,520	-1.0	5,935,626	5,935,626	
DD.51	17,625,303	0	19,105,339	-177,032	-1.0	18,928,307	18,928,307	
DD.52	192,219	0	196,323	-1,729	-1.0	194,594	194,594	
DD.53	4,352,251	0	4,713,577	-43,682	-1.0	4,669,895	4,669,895	
DD.56	739,990	0	802,152	-7,428	-1.0	794,724	794,724	
DD.57	164,098	0	177,875	-1,647	-1.0	176,228	176,228	
DD.58	5,427	0	5,452	0	0.0	5,452	5,452	
DD.59	170	0	170	0	0.0	170	0.170	
DD.60	30	0	31	0	0.0	31	0.031	
DD.61	0	0	0	0	0.0	0	0.000	
DD.62	0	0	0	0	0.0	0	0.000	
DD.63	1,486	0	1,486	0	0.0	1,486	1,486	
DD.64	1,294	0	1,316	-18	-1.0	1,298	1,298	
DD.65	10	0	10	0	0.0	10	0.010	
DD.66	0	0	0	0	0.0	0	0.000	
DD.68	0	0	0	0	0.0	0	0.000	
DD.69	4,457,822	0	4,583,780	-42,469	-1.0	4,541,311	4,541,311	
DD.70	562,256	0	609,473	-5,653	-1.0	603,820	603,820	
DD.71	834,300	0	851,825	-7,920	-1.0	843,905	843,905	
DD.72	364,757	0	395,393	-3,653	-1.0	391,740	391,740	
DD.73	2,363,943	0	2,413,595	-22,345	-1.0	2,391,250	2,391,250	
DD.74	3,339,144	0	3,619,522	-33,540	-1.0	3,585,982	3,585,982	
DD.75	244,590	0	264,537	-2,438	-1.0	262,099	262,099	
DD.76	170,619	0	184,938	-1,732	-1.0	183,206	183,206	
DD.77	135	0	135	0	0.0	135	0.135	
DD.78	2,427,690	0	2,631,487	-24,382	-1.0	2,607,105	2,607,105	
DD.79	185,982	0	201,594	-1,840	-1.0	199,754	199,754	
DD.80	436,814	0	473,503	-4,407	-1.0	469,096	469,096	
DD.81	273,360	0	279,055	-2,640	-1.0	276,415	276,415	
DD.82	1,035,936	0	1,057,708	-9,842	-1.0	1,047,866	1,047,866	
DD.83	237,672	0	242,752	-2,292	-1.0	240,460	240,460	
DD.84	334,877	0	363,007	-3,367	-1.0	359,640	359,640	
DD.87	166,485	0	180,476	-1,718	-1.0	178,758	178,758	
DD.89	7,391,604	0	7,828,977	-72,550	-1.0	7,756,427	7,756,427	
DD.90	883,724	0	957,933	-8,869	-1.0	949,064	949,064	
DD.91	80,488	0	87,227	-743	-1.0	86,484	86,484	
DD.92	3,891,124	0	4,217,977	-39,093	-1.0	4,178,884	4,178,884	
DD.93	340,020	0	368,586	-3,442	-1.0	365,144	365,144	
DD.94	104,832	0	113,630	-1,020	-1.0	112,610	112,610	
DD.95	39,135,523	0	40,298,062	-1,183,955	-3.0	39,114,107	39,114,107	
DD.97	674,541	0	731,200	-6,787	-1.0	724,413	724,413	
DD.100	848,357	0	919,620	-8,519	-1.0	911,101	911,101	
DD.101	121,020	0	131,185	-1,183	-1.0	130,002	130,002	
DD.102	1,298,034	0	1,407,061	-13,057	-1.0	1,394,004	1,394,004	
DD.103	552,509	0	598,917	-5,542	-1.0	593,375	593,375	
DD.104	377,054	0	408,731	-3,775	-1.0	404,956	404,956	
DD.105	55,643	0	60,318	-743	-1.0	59,575	59,575	
DD.107	750,667	0	813,711	-7,537	-1.0	806,174	806,174	
DD.109	571,737	0	619,769	-5,751	-1.0	614,018	614,018	
DD.112	8,638,792	0	9,149,365	-84,791	-1.0	9,064,574	9,064,574	
DD.113	241,327	0	261,590	-2,507	-1.0	259,083	259,083	
DD.114	755,792	0	819,271	-7,574	-1.0	811,697	811,697	
DD.115	60,854	0	65,957	-743	-1.0	65,214	65,214	
DD.124	33,090	0	35,863	-214	-1.0	35,649	35,649	
DD.117	575,257	0	623,582	-5,792	-1.0	617,790	617,790	
DD.123	106,549	0	115,493	-1,022	-1.0	114,471	114,471	
DD.119	232,376	0	251,886	-2,326	-1.0	249,560	249,560	
DD.120	51,811	0	56,156	-740	-1.0	55,416	55,416	
DD.122	2,424,478	0	2,628,141	-24,346	-1.0	2,603,795	2,603,795	
DD.125	122,076	0	132,346	-1,195	-1.0	131,151	131,151	
D.1	0	0	1,414,693	0	0.0	1,414,693	1,414,693	
D.2	0	0	659,507	0	0.0	659,507	659,507	
D.3	0	0	0	0	0.0	0	0.000	
D.4	0	0	0	0	0.0	0	0.000	
D.5	171,830	0	179,919	-2,867	-2.0	177,052	177,052	
D.6	758,945	0	766,612	-7,102	-1.0	759,510	759,510	
D.7	359,139	0	362,792	-3,329	-1.0	359,463	359,463	
D.8	134,301	0	135,805	-1,502	-1.0	134,303	134,303	
D.14	2,600,107	0	2,654,723	-24,603	-1.0	2,630,120	2,630,120	
Zone Total			945154464	96019561	910,029,838	-16,898,223	893,131,615	893,132

Zone	Date	KWH from NYISO	Total Unaccounted Load per Subzone						
29	Mar-18	185,288,020	-8,972,103						
Lse/Muni	PTID	NAME	CSS Load	Load Mod	Total Load mod w/losses	Unaccounted	Percent	Total - load mod w/losses + unaccounted	Mwh to NYISO
EE.1			84,218,036	192,414	90,840,381	-7,537,573	-9.0	83,302,808	83,302,811
EE.2			1,191,821	0	1,291,940	-11,946	-1.0	1,279,994	1,279,994
EE.3			3,965	0	4,262	0	0.0	4,262	4,262
EE.4			389,417	0	422,116	-3,921	-1.0	418,195	418,195
EE.9			4,759,100	0	5,111,048	-47,359	-1.0	5,063,689	5,063,689
EE.11			251,911	0	273,077	-2,523	-1.0	270,554	270,554
EE.12			13,091	0	14,151	0	0.0	14,151	14,151
EE.14			103,908	0	112,628	-1,094	-1.0	111,534	111,534
EE.15			403,790	0	437,702	-4,042	-1.0	433,660	433,660

EE.16	360,055	0	390,290	-3,619	-1.0	386,671	386.671
EE.17	427,217	0	463,103	-4,264	-1.0	458,839	458.839
EE.19	2,318	0	2,318	0	0.0	2,318	2.318
EE.20	18,562,729	0	19,770,394	-183,192	-1.0	19,587,202	19,587.202
EE.21	5,421,283	0	5,797,136	-53,718	-1.0	5,743,418	5,743.418
EE.22	838,890	0	909,372	-8,432	-1.0	900,940	900.940
EE.23	44,756	0	48,478	-669	-1.0	47,809	47.809
EE.24	8,599	0	9,342	0	0.0	9,342	9.342
EE.25	2,399,006	0	2,545,349	-23,592	-1.0	2,521,757	2,521.757
EE.26	5,495,564	0	5,869,106	-54,377	-1.0	5,814,729	5,814.729
EE.27	1,032,877	0	1,118,390	-10,367	-1.0	1,108,023	1,108.023
EE.28	1,127,251	0	1,221,004	-11,314	-1.0	1,209,690	1,209.690
EE.29	985,486	0	1,068,133	-9,893	-1.0	1,058,240	1,058.240
EE.102	5,544,120	0	5,811,401	-420,046	-8.0	5,391,355	5,391.355
EE.101	704,816	0	719,607	-48,041	-7.0	671,566	671.566
EE.34	92,809	0	94,787	-752	-1.0	94,035	94.035
EE.35	5,056,272	0	5,162,447	-47,829	-1.0	5,114,618	5,114.618
EE.36	3,106,276	0	3,282,425	-30,421	-1.0	3,252,004	3,252.004
EE.39	3,579,165	0	3,872,614	-35,892	-1.0	3,836,722	3,836.722
EE.40	228,933	0	248,159	-2,298	-1.0	245,861	245.861
EE.42	504,918	0	547,286	-5,071	-1.0	542,215	542.215
EE.43	1,269,932	0	1,376,604	-12,765	-1.0	1,363,839	1,363.839
EE.44	283,946	0	307,789	-2,871	-1.0	304,918	304.918
EE.45	1,415,966	0	1,534,234	-14,210	-1.0	1,520,024	1,520.024
EE.46	23,132	0	25,048	0	0.0	25,048	25.048
EE.47	31,136	0	33,784	-151	0.0	33,633	33.633
EE.48	29,839	0	31,392	-85	0.0	31,307	31.307
EE.49	286,253	0	310,018	-2,895	-1.0	307,123	307.123
EE.50	1,336,503	0	1,448,768	-13,431	-1.0	1,435,337	1,435.337
EE.51	175,471	0	190,217	-1,746	-1.0	188,471	188.471
EE.52	166,632	0	180,635	-1,735	-1.0	178,900	178.900
EE.54	4,071,390	0	4,413,392	-40,893	-1.0	4,372,499	4,372.499
EE.55	658,796	0	714,151	-6,609	-1.0	707,542	707.542
EE.57	24,059	0	26,079	0	0.0	26,079	26.079
EE.59	17,181	0	18,683	0	0.0	18,683	18.683
EE.60	12,938	0	13,681	0	0.0	13,681	13.681
EE.61	0	0	0	0	0.0	0	0.000
EE.62	60	0	63	0	0.0	63	0.063
EE.63	1,004,017	0	1,065,265	-9,859	-1.0	1,055,406	1,055.406
EE.64	118,390	0	128,332	-1,153	-1.0	127,179	127.179
EE.65	49,328	0	53,468	-704	-1.0	52,764	52.764
EE.66	663,562	0	719,302	-6,664	-1.0	712,638	712.638
EE.67	13,599	0	14,720	0	0.0	14,720	14.720
EE.68	13,071	0	14,140	0	0.0	14,140	14.140
EE.70	52,940	0	57,370	-740	-1.0	56,630	56.630
EE.71	49,161	0	53,289	-705	-1.0	52,584	52.584
EE.72	2,149,294	0	2,319,554	-21,492	-1.0	2,298,062	2,298.062
EE.73	65,831	0	71,360	-743	-1.0	70,617	70.617
EE.76	24,657	0	26,720	0	0.0	26,720	26.720
EE.78	89,413	0	96,925	-753	-1.0	96,172	96.172
EE.79	302,795	0	328,231	-2,999	-1.0	325,232	325.232
EE.80	11,477	0	12,409	0	0.0	12,409	12.409
EE.81	47,233	0	51,219	-663	-1.0	50,556	50.556
EE.82	1,111,915	0	1,198,377	-11,113	-1.0	1,187,264	1,187.264
EE.83	2,959,332	0	3,103,206	-224,249	-8.0	2,878,957	2,878.957
EE.85	80,956	0	87,740	-764	-1.0	86,976	86.976
EE.88	142,416	0	154,375	-1,446	-1.0	152,929	152.929
EE.89	336,065	0	364,295	-3,400	-1.0	360,895	360.895
EE.90	467,224	0	506,468	-4,700	-1.0	501,768	501.768
EE.91	1,495	0	1,495	0	0.0	1,495	1.495
EE.92	60,200	0	65,242	-743	-1.0	64,499	64.499
EE.93	10,203	0	11,026	0	0.0	11,026	11.026
EE.95	15,788	0	17,139	0	0.0	17,139	17.139
EE.97	149,178	0	161,701	-1,568	-1.0	160,133	160.133
EE.100	1,643,635	0	1,687,117	-15,629	-1.0	1,671,488	1,671.488
EE.103	30,090	0	32,666	-125	0.0	32,541	32.541
EE.104	204,486	0	221,638	-2,036	-1.0	219,602	219.602
EE.105	1,482	0	1,482	0	0.0	1,482	1.482
EE.113	4,302	0	4,713	0	0.0	4,713	4.713
EE.107	33,052	0	35,842	-222	-1.0	35,620	35.620
EE.109	17,759	0	19,328	0	0.0	19,328	19.328
EE.110	1,721	0	1,721	0	0.0	1,721	1.721
EE.111	8,827	0	9,570	0	0.0	9,570	9.570
EE.112	11,919	0	12,921	0	0.0	12,921	12.921
E.1	0	0	9,787,018	0	0.0	9,787,018	9,787.018
E.3	0	0	3,679,755	0	0.0	3,679,755	3,679.755
Zone Total		168608426	192414	194,260,123	-8,972,106	185,288,017	185,288

Zone	Date	KWH from NYISO	Total Unaccounted Load per Subzone
31	Mar-18	66,363,886	1,407,156

Lse/Muni	PTID	NAME	CSS Load	Load Mod	Total-load mod w/losses	Unaccounted	Percent	Total - load mod w/losses + unaccounted	Mwh to NYISO
FF.1			20,075,766	1,469,909	20,203,721	522,512	3.0	20,726,233	20,726.248
FF.2			462,271	0	501,102	-4,648	-1.0	496,454	496.454
FF.3			136,052	0	147,490	-1,386	-1.0	146,104	146.104
FF.8			2,671	0	2,671	0	0.0	2,671	2.671
FF.10			23,067	0	24,982	0	0.0	24,982	24.982
FF.12			18,907	0	20,534	0	0.0	20,534	20.534
FF.13			1,148,007	0	1,235,857	-11,446	-1.0	1,224,411	1,224.411
FF.15			3,170,507	0	3,408,730	-31,589	-1.0	3,377,141	3,377.141
FF.16			1,633,706	0	1,770,932	-16,413	-1.0	1,754,519	1,754.519
FF.17			104,991	0	113,819	-993	-1.0	112,826	112.826
FF.20			773,432	0	838,417	-7,778	-1.0	830,639	830.639
FF.21			18,824	0	20,439	0	0.0	20,439	20.439
FF.22			520,063	0	563,736	-5,226	-1.0	558,510	558.510
FF.23			128,894	0	139,727	-1,312	-1.0	138,415	138.415

FF.24	2,168,836	0	2,301,126	-21,335	-1.0	2,279,791	2,279,791
FF.25	98,450	0	106,712	-942	-1.0	105,770	105,770
FF.26	78,232	0	84,794	-749	-1.0	84,045	84,045
FF.29	122,758	0	133,080	-1,279	-1.0	131,801	131,801
FF.30	332,823	0	360,769	-3,325	-1.0	357,444	357,444
FF.31	61,108	0	66,216	-743	-1.0	65,473	65,473
FF.32	23,072	0	24,671	0	0.0	24,671	24,671
FF.33	9,797	0	10,565	0	0.0	10,565	10,565
FF.34	12,302	0	13,307	0	0.0	13,307	13,307
FF.35	51,792	0	56,156	-742	-1.0	55,414	55,414
FF.36	113,687	0	123,230	-1,116	-1.0	122,114	122,114
FF.37	6,433	0	7,176	0	0.0	7,176	7,176
FF.38	2,558	0	2,564	0	0.0	2,564	2,564
FF.40	1,143,207	0	1,239,227	-11,481	-1.0	1,227,746	1,227,746
FF.41	77,969	0	84,505	-743	-1.0	83,762	83,762
FF.42	6,142	0	6,882	0	0.0	6,882	6,882
FF.44	25,425	0	26,059	0	0.0	26,059	26,059
FF.45	50	0	53	0	0.0	53	0.053
FF.46	66	0	70	0	0.0	70	0.070
FF.48	62	0	63	0	0.0	63	0.063
FF.49	80	0	80	0	0.0	80	0.080
FF.50	0	0	0	0	0.0	0	0.000
FF.51	43,297	0	46,929	-547	-1.0	46,382	46,382
FF.52	140,128	0	143,155	-1,468	-1.0	141,687	141,687
FF.53	16,523	0	17,944	0	0.0	17,944	17,944
FF.54	224,299	0	243,138	-2,217	-1.0	240,921	240,921
FF.55	12,242	0	13,239	0	0.0	13,239	13,239
FF.56	9,707	0	10,492	0	0.0	10,492	10,492
FF.58	30,525	0	33,133	-62	0.0	33,071	33,071
FF.59	24,514	0	26,571	-3	0.0	26,568	26,568
FF.60	105,482	0	114,342	-1,038	-1.0	113,304	113,304
FF.61	17,576	0	19,119	0	0.0	19,119	19,119
FF.64	14,634	0	15,882	0	0.0	15,882	15,882
FF.65	18,215	0	19,821	0	0.0	19,821	19,821
FF.66	29,119	0	31,581	-34	0.0	31,547	31,547
FF.96	12,736	0	13,784	0	0.0	13,784	13,784
FF.67	226,757	0	245,806	-2,256	-1.0	243,550	243,550
FF.68	833,775	0	876,227	22,425	2.0	898,652	898,652
FF.69	157,916	0	171,166	5,211	3.0	176,377	176,377
FF.71	23,492	0	25,434	0	0.0	25,434	25,434
FF.74	6,350	0	7,069	0	0.0	7,069	7,069
FF.75	4,167	0	4,517	0	0.0	4,517	4,517
FF.76	132,787	0	143,945	-1,336	-1.0	142,609	142,609
FF.77	3,270	0	3,369	0	0.0	3,369	3,369
FF.78	24,100	0	26,107	0	0.0	26,107	26,107
FF.79	2,549	0	2,549	0	0.0	2,549	2,549
FF.81	8,519	0	9,268	0	0.0	9,268	9,268
FF.83	67,400	0	73,065	-743	-1.0	72,322	72,322
FF.95	194,557	0	208,313	-1,836	-1.0	206,477	206,477
FF.87	59,845	0	64,861	-743	-1.0	64,118	64,118
FF.90	12,056	0	13,041	0	0.0	13,041	13,041
FF.92	17,313	0	18,839	0	0.0	18,839	18,839
FF.93	4,079	0	4,402	0	0.0	4,402	4,402
FF.97	2,655	0	2,704	0	0.0	2,704	2,704
F.1	28,224,461	0	28,667,456	992,522	3.0	29,659,978	29,659,978
Zone Total	63257052	1469909	64,956,730	1,407,141		66,363,871	66,364
Grand Total	2941174842	177303609	3,178,716,076	-86,244,962		3,092,471,114	3,092,471

Zone	Date	KWH from NYISO	Total Unaccounted Load per Subzone							
1	Apr-18	936,511,124	-5,191,872							
Lse/Muni	PTID	NAME	CSS Load	Load Mod	Total-load mod w/losses	Unaccounted	Percent	Total - load mod w/losses + unaccounted	Mwh to NYISO	
AA.1			234,692,807	28,808	252,301,465	-677,823	0.0	251,623,642	251,623.665	
AA.2			1,475,779	0	1,599,746	-21,696	-1.0	1,578,050	1,578.050	
AA.136			35,931	0	38,984	-615	-2.0	38,369	38.369	
AA.3			1,118,436	0	1,212,377	-16,451	-1.0	1,195,926	1,195.926	
AA.8			6,832,573	0	7,346,711	-99,693	-1.0	7,247,018	7,247.018	
AA.10			682,433	0	739,754	-10,024	-1.0	729,730	729.730	
AA.11			4,345,105	0	4,657,467	-63,196	-1.0	4,594,271	4,594.271	
AA.12			15,407,047	0	16,319,823	-221,450	-1.0	16,098,373	16,098.373	
AA.13			17,374,792	0	17,863,205	-242,389	-1.0	17,620,816	17,620.816	
AA.14			3,874,192	0	4,056,283	-55,050	-1.0	4,001,233	4,001.233	
AA.16			937,460	0	957,184	-219	0.0	956,965	956.965	
AA.17			2,638,952	0	2,805,634	-38,085	-1.0	2,767,549	2,767.549	
AA.18			2,617,996	0	2,830,637	-38,423	-1.0	2,792,214	2,792.214	
AA.19			3,891,604	0	4,189,279	-56,852	-1.0	4,132,427	4,132.427	
AA.21			5,668,327	0	5,972,026	-81,039	-1.0	5,890,987	5,890.987	
AA.22			87,773,009	0	92,769,225	-1,258,876	-1.0	91,510,349	91,510.349	
AA.23			16,956,754	0	17,988,644	-244,095	-1.0	17,744,549	17,744.549	
AA.24			2,278,379	0	2,450,214	-33,262	-1.0	2,416,952	2,416.952	
AA.25			3,627,775	0	3,703,967	-50,263	-1.0	3,653,704	3,653.704	
AA.26			177,992	0	192,950	-2,630	-1.0	190,320	190.320	
AA.27			110,965	0	120,283	-1,607	-1.0	118,676	118.676	
AA.28			4,308,225	0	4,535,612	-61,545	-1.0	4,474,067	4,474.067	
AA.29			36,184,075	0	38,478,273	-522,162	-1.0	37,956,111	37,956.111	
AA.30			10,105,472	0	10,891,773	-147,798	-1.0	10,743,975	10,743.975	
AA.31			2,843,358	0	3,080,910	-41,816	-1.0	3,039,094	3,039.094	
AA.32			2,363,400	0	2,549,255	-34,578	-1.0	2,514,677	2,514.677	
AA.122			174,103,006	0	178,365,527	217,386	0.0	178,582,913	178,582.913	
AA.121			55,589,667	0	57,111,177	26,044	0.0	57,137,221	57,137.221	
AA.36			118,502	0	124,160	-1,445	-1.0	122,715	122.715	
AA.37			204,474	0	214,069	-2,884	-1.0	211,185	211.185	
AA.38			0	0	0	0	0.0	0	0.000	
AA.39			235,227	0	246,353	-3,424	-1.0	242,929	242.929	
AA.40			323,712	0	338,806	-4,477	-1.0	334,329	334.329	
AA.41			60,182	0	62,999	-903	-1.0	62,096	62.096	
AA.42			322,044	0	337,176	-4,547	-1.0	332,629	332.629	
AA.43			483,480	0	493,727	-6,715	-1.0	487,012	487.012	
AA.44			1,439,819	0	1,527,907	-20,736	-1.0	1,507,171	1,507.171	
AA.45			1,346,558	0	1,422,449	7,491	1.0	1,429,940	1,429.940	
AA.46			147,080	0	150,164	-2,013	-1.0	148,151	148.151	
AA.47			459,958	0	488,012	-6,609	-1.0	481,403	481.403	
AA.48			1,673,513	0	1,757,805	-23,854	-1.0	1,733,951	1,733.951	
AA.50			1,134,088	0	1,204,299	-16,354	-1.0	1,187,945	1,187.945	
AA.52			15,033,685	0	16,255,947	-220,597	-1.0	16,035,350	16,035.350	
AA.53			348,314	0	377,573	-5,135	-1.0	372,438	372.438	
AA.56			1,611,634	0	1,746,621	-23,691	-1.0	1,722,930	1,722.930	
AA.57			2,603,796	0	2,822,514	-38,301	-1.0	2,784,213	2,784.213	
AA.58			380,095	0	411,335	-5,567	-1.0	405,768	405.768	
AA.59			3,051,941	0	3,266,539	-44,316	-1.0	3,222,223	3,222.223	
AA.60			42,875	0	46,504	-720	-2.0	45,784	45.784	
AA.61			2,171,824	0	2,319,492	-31,484	-1.0	2,288,008	2,288.008	
AA.62			93,722	0	101,601	-1,426	-1.0	100,175	100.175	
AA.63			136,978	0	146,946	-1,960	-1.0	144,986	144.986	
AA.64			291,940	0	313,726	-4,275	-1.0	309,451	309.451	
AA.65			438,137	0	468,762	-6,356	-1.0	462,406	462.406	
AA.66			967,808	0	1,044,132	-14,161	-1.0	1,029,971	1,029.971	
AA.67			732,347	0	786,287	-10,677	-1.0	775,610	775.610	
AA.68			612,729	0	664,219	-9,025	-1.0	655,194	655.194	
AA.69			2,960,310	0	3,208,973	-43,558	-1.0	3,165,415	3,165.415	
AA.70			1,245,994	0	1,309,083	-17,765	-1.0	1,291,318	1,291.318	
AA.72			769,439	0	834,073	-11,307	-1.0	822,766	822.766	
AA.74			8,333,084	0	9,031,460	-122,554	-1.0	8,908,906	8,908.906	
AA.75			0	0	0	0	0.0	0	0.000	
AA.76			2,093,999	0	2,269,900	-30,797	-1.0	2,239,103	2,239.103	
AA.78			601,213	0	651,717	-8,856	-1.0	642,861	642.861	
AA.80			469,909	0	507,505	-6,879	-1.0	500,626	500.626	
AA.81			0	0	0	0	0.0	0	0.000	
AA.132			57,508	0	62,325	-890	-1.0	61,435	61.435	
AA.82			231,068	0	250,473	-3,426	-1.0	247,047	247.047	
AA.83			140,727	0	152,557	-2,024	-1.0	150,533	150.533	
AA.84			111,359	0	113,459	-1,401	-1.0	112,058	112.058	
AA.85			1,798,251	0	1,949,209	-26,443	-1.0	1,922,766	1,922.766	
AA.86			3,380	0	3,538	0	0.0	3,538	3.538	
AA.87			51,674	0	56,022	-752	-1.0	55,270	55.270	
AA.89			89,037	0	96,509	-1,339	-1.0	95,170	95.170	
AA.90			101,198	0	109,697	-1,532	-1.0	108,165	108.165	
AA.91			13,554,243	0	14,642,257	-198,695	-1.0	14,443,562	14,443.562	
AA.92			103,264	0	111,949	-1,565	-1.0	110,384	110.384	
AA.95			60,701	0	65,793	-831	-1.0	64,962	64.962	
AA.97			270,198	0	292,886	-4,003	-1.0	288,883	288.883	
AA.98			414,173	0	448,878	-6,090	-1.0	442,788	442.788	
AA.99			19,533	0	21,176	-30	0.0	21,146	21.146	
AA.100			116,476	0	126,257	-1,718	-1.0	124,539	124.539	
AA.101			22,211,793	0	23,502,307	-318,928	-1.0	23,183,379	23,183.379	
AA.102			8,693,724	0	9,104,976	3,647	0.0	9,108,623	9,108.623	
AA.104			113,174	0	122,705	-1,679	-1.0	121,026	121.026	
AA.106			114,505	0	116,903	-1,465	-1.0	115,438	115.438	
AA.108			431,049	0	467,267	-6,327	-1.0	460,940	460.940	

AA.109	102,356	0	110,961	-1,544	-1.0	109,417	109,417
AA.110	1,090,973	0	1,182,628	-16,057	-1.0	1,166,571	1,166,571
AA.111	239,144	0	259,224	-3,500	-1.0	255,724	255,724
AA.112	161,853	0	175,450	-2,397	-1.0	173,053	173,053
AA.113	9,176	0	9,947	0	0.0	9,947	9,947
AA.115	48,724	0	52,821	-727	-1.0	52,094	52,094
AA.117	411,114	0	445,641	-6,041	-1.0	439,600	439,600
AA.120	2,369,400	0	2,558,089	-34,708	-1.0	2,523,381	2,523,381
AA.123	36,376	0	39,404	-715	-2.0	38,689	38,689
AA.124	483,628	0	524,252	-7,130	-1.0	517,122	517,122
AA.125	86,162	0	93,393	-1,181	-1.0	92,212	92,212
AA.134	36,079	0	39,123	-718	-2.0	38,405	38,405
AA.127	144,587	0	156,739	-2,089	-1.0	154,650	154,650
AA.133	30,646	0	33,230	-627	-2.0	32,603	32,603
AA.129	292,056	0	316,598	-4,314	-1.0	312,284	312,284
AA.130	5,395	0	6,071	0	0.0	6,071	6,071
AA.131	1,599,660	0	1,685,393	-22,886	-1.0	1,662,507	1,662,507
AA.135	78,165	0	84,723	-1,139	-1.0	83,584	83,584
A.1	2,481,969	0	2,552,148	13,010	1.0	2,565,158	2,565,158
A.2	0	0	18,062,375	0	0.0	18,062,375	18,062,375
A.3	0	0	8,560,303	0	0.0	8,560,303	8,560,303
A.4	0	0	38,987,252	0	0.0	38,987,252	38,987,252
A.5	0	0	0	0	0.0	0	0.000
A.6	0	0	18,731,328	0	0.0	18,731,328	18,731,328
A.7	0	0	3,085,416	0	0.0	3,085,416	3,085,416
A.8	0	0	52,124	443	1.0	52,567	52,567
Zone Total	809,350,419	28,808	941,702,996	-5,191,895		936,511,101	936,511,124

Zone	Date	KWH from NYISO	Total Unaccounted Load per Subzone
2	Apr-18	554,807,234	-2,727,733

Lse/Muni	PTID	NAME	CSS Load	Load Mod	Total-load mod w/losses	Unaccounted	Percent	Total - load mod w/losses + unaccounted	Mwh to NYISO
BB.1			226,227,536	17,740,703	224,799,352	386,247	0.0	225,185,599	225,185,595
BB.2			2,728,698	0	2,957,917	-40,140	-1.0	2,917,777	2,917,777
BB.3			455,093	0	485,232	-6,590	-1.0	478,642	478,642
BB.4			1,139,796	0	1,235,518	-16,757	-1.0	1,218,761	1,218,761
BB.9			776,942	0	839,419	-11,390	-1.0	828,029	828,029
BB.11			623,200	0	675,540	-9,156	-1.0	666,384	666,384
BB.13			207,757	0	225,196	-3,083	-1.0	222,113	222,113
BB.15			118,405	0	120,871	-1,634	-1.0	119,237	119,237
BB.16			64,010,759	0	68,567,202	-930,469	-1.0	67,636,733	67,636,733
BB.17			30,298,105	0	32,438,255	-440,186	-1.0	31,998,069	31,998,069
BB.18			8,411,940	0	8,727,973	-118,439	-1.0	8,609,534	8,609,534
BB.19			210,254	0	227,918	-3,093	-1.0	224,825	224,825
BB.20			13,682	0	14,834	0	0.0	14,834	14,834
BB.21			13,550,305	0	14,186,071	-192,505	-1.0	13,993,566	13,993,566
BB.22			27,003,170	0	28,712,843	-389,622	-1.0	28,323,221	28,323,221
BB.23			1,998,650	0	2,165,443	-29,390	-1.0	2,136,053	2,136,053
BB.24			2,101,859	0	2,278,177	-30,910	-1.0	2,247,267	2,247,267
BB.25			1,860,018	0	2,016,237	-27,364	-1.0	1,988,873	1,988,873
BB.29			1,099,638	0	1,122,741	-15,239	-1.0	1,107,502	1,107,502
BB.30			743,052	0	758,665	-10,306	-1.0	748,359	748,359
BB.31			0	0	0	0	0.0	0	0.000
BB.32			68,220	0	69,735	-800	-1.0	68,935	68,935
BB.33			0	0	0	0	0.0	0	0.000
BB.34			1,949,184	0	1,990,149	-26,901	-1.0	1,963,248	1,963,248
BB.35			2,964	0	3,042	-78	-3.0	2,964	2,964
BB.36			5,837,247	0	5,959,833	-80,868	-1.0	5,878,965	5,878,965
BB.37			0	0	0	0	0.0	0	0.000
BB.38			1,282,889	0	1,366,982	-18,557	-1.0	1,348,425	1,348,425
BB.39			2,010,854	0	2,133,525	-28,940	-1.0	2,104,585	2,104,585
BB.41			1,611,473	0	1,746,833	-23,713	-1.0	1,723,120	1,723,120
BB.42			283,455	0	307,267	-4,173	-1.0	303,094	303,094
BB.45			1,092,093	0	1,183,840	-16,072	-1.0	1,167,768	1,167,768
BB.46			2,417,809	0	2,620,913	-35,562	-1.0	2,585,351	2,585,351
BB.47			435,144	0	471,690	-6,408	-1.0	465,282	465,282
BB.48			13,239,109	0	14,116,520	-191,566	-1.0	13,924,954	13,924,954
BB.49			30,098	0	32,662	-578	-2.0	32,084	32,084
BB.50			74,044	0	80,240	-1,058	-1.0	79,182	79,182
BB.51			424,669	0	460,352	-6,236	-1.0	454,116	454,116
BB.52			2,605,739	0	2,824,626	-38,339	-1.0	2,786,287	2,786,287
BB.53			165,451	0	179,355	-2,439	-1.0	176,916	176,916
BB.54			634,117	0	687,388	-9,352	-1.0	678,036	678,036
BB.56			2,416	0	2,452	0	0.0	2,452	2,452
BB.57			10,609	0	11,334	0	0.0	11,334	11,334
BB.58			6,109,130	0	6,622,136	-89,851	-1.0	6,532,285	6,532,285
BB.59			1,691,253	0	1,833,318	-24,893	-1.0	1,808,425	1,808,425
BB.61			272,220	0	295,109	-3,983	-1.0	291,126	291,126
BB.63			70,547	0	76,435	-945	-1.0	75,490	75,490
BB.64			25	0	26	0	0.0	26	0.026
BB.65			0	0	0	0	0.0	0	0.000
BB.66			0	0	0	0	0.0	0	0.000
BB.67			0	0	0	0	0.0	0	0.000
BB.68			0	0	0	0	0.0	0	0.000
BB.69			0	0	0	0	0.0	0	0.000
BB.70			0	0	0	0	0.0	0	0.000
BB.71			6,743,166	0	6,885,442	-93,447	-1.0	6,791,995	6,791,995
BB.72			200,260	0	217,093	-2,938	-1.0	214,155	214,155
BB.73			144,001	0	156,108	-2,077	-1.0	154,031	154,031
BB.74			1,480,650	0	1,511,759	-20,489	-1.0	1,491,270	1,491,270
BB.75			1,459,282	0	1,581,481	-21,458	-1.0	1,560,023	1,560,023
BB.76			51,926	0	56,294	-751	-1.0	55,543	55,543

BB.77	67,402	0	73,049	-962	-1.0	72,087	72.087
BB.79	524,809	0	568,883	-7,709	-1.0	561,174	561.174
BB.80	84,034	0	91,081	-1,211	-1.0	89,870	89.870
BB.81	985,766	0	1,065,559	-14,454	-1.0	1,051,105	1,051.105
BB.82	120,108	0	130,184	-1,757	-1.0	128,427	128.427
BB.85	21,918	0	23,756	-224	-1.0	23,532	23.532
BB.87	277,782	0	301,115	-4,083	-1.0	297,032	297.032
BB.88	309,218	0	335,191	-4,536	-1.0	330,655	330.655
BB.89	79,462	0	86,107	-1,199	-1.0	84,908	84.908
BB.90	1,579,832	0	1,712,522	-23,225	-1.0	1,689,297	1,689.297
BB.92	73,277	0	79,431	-1,084	-1.0	78,347	78.347
BB.93	11,270,279	0	11,781,444	56,576	0.0	11,838,020	11,838.020
BB.95	106,741	0	115,701	-1,597	-1.0	114,104	114.104
BB.98	177,061	0	191,939	-2,608	-1.0	189,331	189.331
BB.99	222,297	0	240,991	-3,247	-1.0	237,744	237.744
BB.100	607,975	0	659,035	-8,939	-1.0	650,096	650.096
BB.101	14,967	0	16,240	0	0.0	16,240	16.240
BB.102	184,393	0	199,879	-2,725	-1.0	197,154	197.154
BB.103	22,487	0	24,395	-251	-1.0	24,144	24.144
BB.105	53,794	0	58,314	-768	-1.0	57,546	57.546
BB.107	213,654	0	231,592	-3,127	-1.0	228,465	228.465
BB.110	1,696,851	0	1,824,687	-24,771	-1.0	1,799,916	1,799.916
BB.111	10,214	0	11,045	0	0.0	11,045	11.045
BB.112	266,331	0	288,686	-3,879	-1.0	284,807	284.807
BB.113	29,286	0	31,760	-589	-2.0	31,171	31.171
BB.114	262,442	0	267,947	-3,604	-1.0	264,343	264.343
BB.125	410,776	0	442,944	-6,012	-1.0	436,932	436.932
BB.116	159,621	0	173,033	-2,366	-1.0	170,667	170.667
BB.122	39,362	0	42,698	-720	-2.0	41,978	41.978
BB.118	111,637	0	121,020	-1,665	-1.0	119,355	119.355
BB.119	3,310	0	3,447	0	0.0	3,447	3.447
BB.121	750,421	0	797,159	-10,821	-1.0	786,338	786.338
BB.123	323	0	366	0	0.0	366	0.366
BB.124	248,840	0	269,752	-3,674	-1.0	266,078	266.078
B.2	0	0	70,758,472	0	0.0	70,758,472	70,758.472
B.3	0	0	16,476,200	0	0.0	16,476,200	16,476.200
Zone Total		456,965,573	17,740,703	557,534,967	-2,727,729	554,807,238	554,807.234

Zone	Date	KWH from NYISO	Total Unaccounted Load per Subzone
3	Apr-18	303,714,745	5,126,444

Lse/Muni	PTID	NAME	CSS Load	Load Mod	Total-load mod w/losses	Unaccounted	Percent	Total - load mod w/losses + unaccounted	Mwh to NYISO
CC.1			137,445,537	70,696,244	75,514,949	5,477,160	7.0	80,992,109	80,992.093
CC.2			2,750,562	0	2,981,605	-40,467	-1.0	2,941,138	2,941.138
CC.3			96,426	0	104,509	-1,435	-1.0	103,074	103.074
CC.4			845,669	0	916,695	-12,447	-1.0	904,248	904.248
CC.9			269,117	0	290,625	-3,933	-1.0	286,692	286.692
CC.11			425,632	0	461,374	-6,258	-1.0	455,116	455.116
CC.13			66,805	0	72,400	-930	-1.0	71,470	71.470
CC.14			0	0	0	0	0.0	0	0.000
CC.15			3,981,886	0	4,312,628	-58,529	-1.0	4,254,099	4,254.099
CC.17			56,956,017	0	60,322,644	-818,582	-1.0	59,504,062	59,504.062
CC.18			22,997,725	0	24,440,333	-331,650	-1.0	24,108,683	24,108.683
CC.19			1,267,862	0	1,374,362	-18,651	-1.0	1,355,711	1,355.711
CC.20			1,544,788	0	1,635,903	-22,196	-1.0	1,613,707	1,613.707
CC.21			14,540	0	15,762	-1	0.0	15,761	15.761
CC.22			3,829,773	0	4,051,009	-54,972	-1.0	3,996,037	3,996.037
CC.23			12,767,586	0	13,596,518	-184,503	-1.0	13,412,015	13,412.015
CC.24			905,702	0	980,509	-13,301	-1.0	967,208	967.208
CC.25			2,384,203	0	2,582,464	-35,060	-1.0	2,547,404	2,547.404
CC.26			3,850,304	0	4,131,565	-56,065	-1.0	4,075,500	4,075.500
CC.30			65,664	0	67,032	-784	-1.0	66,248	66.248
CC.31			152,768	0	155,975	-2,110	-1.0	153,865	153.865
CC.32			6,071,110	0	6,459,579	-87,655	-1.0	6,371,924	6,371.924
CC.33			5,968	0	6,630	0	0.0	6,630	6.630
CC.35			316,686	0	343,299	-4,646	-1.0	338,653	338.653
CC.36			234,941	0	254,661	-3,482	-1.0	251,179	251.179
CC.37			197,104	0	201,245	-2,728	-1.0	198,517	198.517
CC.40			1,045,868	0	1,133,717	-15,388	-1.0	1,118,329	1,118.329
CC.41			3,609,458	0	3,912,662	-53,082	-1.0	3,859,580	3,859.580
CC.42			301,005	0	326,285	-4,435	-1.0	321,850	321.850
CC.43			6,036,386	0	6,454,930	-87,588	-1.0	6,367,342	6,367.342
CC.44			23,982	0	25,983	-315	-1.0	25,668	25.668
CC.45			64,323	0	69,700	-908	-1.0	68,792	68.792
CC.46			73,608	0	75,063	-931	-1.0	74,132	74.132
CC.47			382,790	0	414,953	-5,604	-1.0	409,349	409.349
CC.48			2,525,383	0	2,737,520	-37,159	-1.0	2,700,361	2,700.361
CC.49			116,251	0	126,023	-1,659	-1.0	124,364	124.364
CC.50			577,394	0	625,882	-8,517	-1.0	617,365	617.365
CC.52			8,484,951	0	9,197,445	-124,832	-1.0	9,072,613	9,072.613
CC.96			1,554,509	0	1,685,104	-22,858	-1.0	1,662,246	1,662.246
CC.54			124,551	0	135,018	-1,826	-1.0	133,192	133.192
CC.57			0	0	0	0	0.0	0	0.000
CC.58			0	0	0	0	0.0	0	0.000
CC.59			0	0	0	0	0.0	0	0.000
CC.60			0	0	0	0	0.0	0	0.000
CC.61			0	0	0	0	0.0	0	0.000
CC.62			187	0	197	0	0.0	197	0.197
CC.63			0	0	0	0	0.0	0	0.000
CC.64			0	0	0	0	0.0	0	0.000
CC.65			0	0	0	0	0.0	0	0.000
CC.66			0	0	0	0	0.0	0	0.000

CC.67	54	0	57	0	0.0	57	0.057
CC.68	26	0	28	0	0.0	28	0.028
CC.69	6	0	6	0	0.0	6	0.006
CC.70	50	0	53	-1	-2.0	52	0.052
CC.71	0	0	0	0	0.0	0	0.000
CC.72	546	0	558	-8	-1.0	550	0.550
CC.73	115	0	121	0	0.0	121	0.121
CC.74	0	0	0	0	0.0	0	0.000
CC.75	72	0	73	0	0.0	73	0.073
CC.76	20,360	0	20,778	-417	-2.0	20,361	20.361
CC.77	79	0	83	0	0.0	83	0.083
CC.78	201	0	203	0	0.0	203	0.203
CC.79	92	0	94	0	0.0	94	0.094
CC.80	123	0	129	0	0.0	129	0.129
CC.81	0	0	0	0	0.0	0	0.000
CC.82	759	0	796	-9	-1.0	787	0.787
CC.83	18	0	18	0	0.0	18	0.018
CC.84	52	0	54	0	0.0	54	0.054
CC.85	122	0	127	-2	-2.0	125	0.125
CC.86	116	0	121	0	0.0	121	0.121
CC.87	0	0	0	0	0.0	0	0.000
CC.88	0	0	0	0	0.0	0	0.000
CC.89	0	0	0	0	0.0	0	0.000
CC.90	0	0	0	0	0.0	0	0.000
CC.91	1	0	1	0	0.0	1	0.001
CC.92	1	0	1	0	0.0	1	0.001
CC.93	1,223	0	1,296	-18	-1.0	1,278	1.278
CC.145	542,299	0	587,856	-7,951	-1.0	579,905	579.905
CC.94	181,566	0	196,797	-2,695	-1.0	194,102	194.102
CC.95	114,730	0	124,385	-1,706	-1.0	122,679	122.679
CC.97	1,816,496	0	1,969,078	-26,727	-1.0	1,942,351	1,942.351
CC.98	64,161	0	69,551	-910	-1.0	68,641	68.641
CC.99	93,974	0	101,864	-1,413	-1.0	100,451	100.451
CC.101	630,217	0	683,172	-9,265	-1.0	673,907	673.907
CC.102	47,889	0	51,897	-726	-1.0	51,171	51.171
CC.103	571,315	0	619,297	-8,410	-1.0	610,887	610.887
CC.104	151,803	0	164,562	-2,219	-1.0	162,343	162.343
CC.107	44,326	0	48,040	-720	-2.0	47,320	47.320
CC.109	378,105	0	409,856	-5,571	-1.0	404,285	404.285
CC.110	453,701	0	491,807	-6,671	-1.0	485,136	485.136
CC.111	61,254	0	66,380	-765	-1.0	65,615	65.615
CC.112	44,316	0	45,245	-611	-1.0	44,634	44.634
CC.113	1,385,760	0	1,502,161	-20,379	-1.0	1,481,782	1,481.782
CC.114	744,225	0	806,735	-10,963	-1.0	795,772	795.772
CC.115	26,331	0	28,541	-546	-2.0	27,995	27.995
CC.116	13,737,621	0	14,343,212	1,343,406	9.0	15,686,618	15,686.618
CC.118	156,833	0	170,013	-2,319	-1.0	167,694	167.694
CC.121	93,191	0	101,017	-1,389	-1.0	99,628	99.628
CC.122	76,066	0	82,428	-1,095	-1.0	81,333	81.333
CC.123	565,455	0	612,952	-8,313	-1.0	604,639	604.639
CC.124	53,388	0	57,852	-759	-1.0	57,093	57.093
CC.125	152,074	0	164,856	-2,231	-1.0	162,625	162.625
CC.126	28,054	0	30,408	-482	-2.0	29,926	29.926
CC.128	22,197	0	24,075	-240	-1.0	23,835	23.835
CC.130	216,780	0	234,994	-3,172	-1.0	231,822	231.822
CC.133	4,561,462	0	4,733,922	-64,235	-1.0	4,669,687	4,669.687
CC.134	12,086	0	13,087	0	0.0	13,087	13.087
CC.135	298,046	0	323,076	-4,402	-1.0	318,674	318.674
CC.136	12,656	0	13,781	0	0.0	13,781	13.781
CC.148	2,268	0	2,268	0	0.0	2,268	2.268
CC.138	92,732	0	100,521	-1,382	-1.0	99,139	99.139
CC.146	17,815	0	19,362	-26	0.0	19,336	19.336
CC.140	111,044	0	120,365	-1,627	-1.0	118,738	118.738
CC.141	8,083	0	8,806	0	0.0	8,806	8.806
CC.142	144,178	0	147,139	-2,061	-1.0	145,078	145.078
CC.143	71,200	0	72,692	-774	-1.0	71,918	71.918
CC.144	1,144,616	0	1,179,923	-16,014	-1.0	1,163,909	1,163.909
CC.147	59,604	0	64,621	-831	-1.0	63,790	63.790
C.1	5,592,218	0	5,648,705	631,058	10.0	6,279,763	6,279.763
C.2	0	0	9,660,240	0	0.0	9,660,240	9,660.240
C.3	0	0	954,784	0	0.0	954,784	954.784
C.4	530,820	0	555,660	67,809	11.0	623,469	623.469
C.5	1,120	0	1,127	22	2.0	1,149	1.149
C.6	0	0	9,933,785	0	0.0	9,933,785	9,933.785
C.7	0	0	2,017,075	0	0.0	2,017,075	2,017.075
C.8	6,443,017	0	6,578,339	-89,266	-1.0	6,489,073	6,489.073
C.9	411,500	0	430,638	41,813	9.0	472,451	472.451
Zone Total		326,357,629	70,696,244	298,588,301	5,126,460	303,714,761	303,714.745

Zone	Date	KWH from NYISO	Total Unaccounted Load per Subzone
4	Apr-18	812,398,720	12,095,402

Lse/Muni	PTID	NAME	CSS Load	Load Mod	Total-load mod w/losses	Unaccounted	Percent	Total - load mod w/losses + unaccounted	Mwh to NYISO
DD.1			320,558,682	100,581,113	242,447,095	15,591,224	6.0	258,038,319	258,038.328
DD.2			4,337,523	0	4,701,723	-63,811	-1.0	4,637,912	4,637.912
DD.3			156,651	0	169,802	-2,312	-1.0	167,490	167.490
DD.4			2,617,131	0	2,836,971	-38,506	-1.0	2,798,465	2,798.465
DD.9			1,512,555	0	1,613,233	-21,888	-1.0	1,591,345	1,591.345
DD.11			678,959	0	736,000	-9,973	-1.0	726,027	726.027
DD.13			7,847,629	0	8,012,432	555,526	6.0	8,567,958	8,567.958
DD.14			388,308	0	420,933	-5,718	-1.0	415,215	415.215
DD.15			79,982	0	86,713	-1,092	-1.0	85,621	85.621

DD.17	131,761,673	0	139,797,648	-1,897,057	-1.0	137,900,591	137,900,591
DD.18	148,736,024	0	154,767,747	-2,100,196	-1.0	152,667,551	152,667,551
DD.19	25,308,747	0	26,206,216	-355,617	-1.0	25,850,599	25,850,599
DD.20	601,723	0	652,263	-8,854	-1.0	643,409	643,409
DD.21	42,410	0	45,980	-720	-2.0	45,260	45,260
DD.22	3,511,603	0	3,687,775	-50,040	-1.0	3,637,735	3,637,735
DD.23	25,625,852	0	27,561,236	-373,999	-1.0	27,187,237	27,187,237
DD.24	139,853	0	151,588	-2,067	-1.0	149,521	149,521
DD.25	4,486,052	0	4,860,707	-65,964	-1.0	4,794,743	4,794,743
DD.26	7,331,736	0	7,921,841	-107,510	-1.0	7,814,331	7,814,331
DD.29	42,317	0	43,208	-580	-1.0	42,628	42,628
DD.30	25,210,905	0	26,326,315	-357,255	-1.0	25,969,060	25,969,060
DD.31	0	0	0	0	0.0	0	0.000
DD.34	498,028	0	539,853	-7,343	-1.0	532,510	532,510
DD.35	392,096	0	425,021	-5,777	-1.0	419,244	419,244
DD.38	3,895,522	0	4,222,155	-57,301	-1.0	4,164,854	4,164,854
DD.39	6,603,084	0	7,112,889	-96,515	-1.0	7,016,374	7,016,374
DD.40	879,300	0	953,164	-12,922	-1.0	940,242	940,242
DD.41	6,387,507	0	6,912,521	-93,804	-1.0	6,818,717	6,818,717
DD.42	139,102	0	142,025	-1,927	-1.0	140,098	140,098
DD.43	207,748	0	212,111	-2,877	-1.0	209,234	209,234
DD.44	45,756	0	49,625	-723	-1.0	48,902	48,902
DD.45	369,621	0	400,655	-5,446	-1.0	395,209	395,209
DD.46	1,062,264	0	1,151,486	-15,623	-1.0	1,135,863	1,135,863
DD.47	2,749,890	0	2,980,868	-40,439	-1.0	2,940,429	2,940,429
DD.48	616,160	0	667,923	-9,081	-1.0	658,842	658,842
DD.49	4,871,324	0	5,278,334	-71,630	-1.0	5,206,704	5,206,704
DD.51	14,506,427	0	15,724,420	-213,389	-1.0	15,511,031	15,511,031
DD.52	163,037	0	166,439	-2,229	-1.0	164,210	164,210
DD.53	3,462,322	0	3,752,703	-50,925	-1.0	3,701,778	3,701,778
DD.56	618,620	0	670,589	-9,097	-1.0	661,492	661,492
DD.57	158,061	0	171,333	-2,319	-1.0	169,014	169,014
DD.58	497	0	499	0	0.0	499	0.499
DD.59	20	0	20	0	0.0	20	0.020
DD.60	31	0	31	0	0.0	31	0.031
DD.61	0	0	0	0	0.0	0	0.000
DD.62	0	0	0	0	0.0	0	0.000
DD.63	1,440	0	1,440	0	0.0	1,440	1.440
DD.64	19,893	0	20,255	-310	-2.0	19,945	19,945
DD.65	152	0	159	-1	-1.0	158	0.158
DD.66	0	0	0	0	0.0	0	0.000
DD.68	3,053	0	3,110	-48	-2.0	3,062	3.062
DD.69	6,143,761	0	6,382,912	-86,613	-1.0	6,296,299	6,296,299
DD.70	446,394	0	483,889	-6,577	-1.0	477,312	477,312
DD.71	849,204	0	867,020	-11,764	-1.0	855,256	855,256
DD.72	279,638	0	303,140	-4,116	-1.0	299,024	299,024
DD.73	2,285,823	0	2,333,839	-31,677	-1.0	2,302,162	2,302,162
DD.74	2,938,559	0	3,185,233	-43,228	-1.0	3,142,005	3,142,005
DD.75	198,884	0	215,080	-2,912	-1.0	212,168	212,168
DD.76	143,413	0	155,474	-2,070	-1.0	153,404	153,404
DD.78	2,019,598	0	2,189,104	-29,700	-1.0	2,159,404	2,159,404
DD.79	148,060	0	160,500	-2,134	-1.0	158,366	158,366
DD.80	385,418	0	417,793	-5,664	-1.0	412,129	412,129
DD.81	237,024	0	241,962	-3,334	-1.0	238,628	238,628
DD.82	895,248	0	914,080	-12,434	-1.0	901,646	901,646
DD.83	203,472	0	207,874	-2,826	-1.0	205,048	205,048
DD.84	268,895	0	291,487	-3,928	-1.0	287,559	287,559
DD.87	175,688	0	190,448	-2,590	-1.0	187,858	187,858
DD.89	6,977,183	0	7,386,854	-100,234	-1.0	7,286,620	7,286,620
DD.90	790,698	0	857,109	-11,643	-1.0	845,466	845,466
DD.91	68,830	0	74,602	-1,028	-1.0	73,574	73,574
DD.92	3,312,740	0	3,590,993	-48,727	-1.0	3,542,266	3,542,266
DD.93	322,012	0	349,064	-4,700	-1.0	344,364	344,364
DD.94	95,027	0	103,010	-1,393	-1.0	101,617	101,617
DD.95	39,978,442	0	41,149,261	2,814,943	6.0	43,964,204	43,964,204
DD.97	538,689	0	583,938	-7,922	-1.0	576,016	576,016
DD.100	710,182	0	769,823	-10,442	-1.0	759,381	759,381
DD.101	96,509	0	104,602	-1,449	-1.0	103,153	103,153
DD.102	1,094,533	0	1,186,470	-16,107	-1.0	1,170,363	1,170,363
DD.103	590,520	0	640,114	-8,698	-1.0	631,416	631,416
DD.104	268,307	0	290,828	-3,901	-1.0	286,927	286,927
DD.105	42,527	0	46,125	-720	-2.0	45,405	45,405
DD.107	611,222	0	662,561	-8,993	-1.0	653,568	653,568
DD.109	447,204	0	484,763	-6,580	-1.0	478,183	478,183
DD.112	7,915,567	0	8,377,939	-113,691	-1.0	8,264,248	8,264,248
DD.113	204,191	0	221,325	-3,010	-1.0	218,315	218,315
DD.114	634,672	0	687,985	-9,336	-1.0	678,649	678,649
DD.115	51,477	0	55,807	-720	-1.0	55,087	55,087
DD.124	30,231	0	32,779	-651	-2.0	32,128	32,128
DD.117	433,798	0	470,224	-6,390	-1.0	463,834	463,834
DD.123	88,569	0	95,986	-1,297	-1.0	94,689	94,689
DD.119	180,171	0	195,295	-2,659	-1.0	192,636	192,636
DD.120	40,700	0	44,106	-720	-2.0	43,386	43,386
DD.122	2,205,203	0	2,390,433	-32,438	-1.0	2,357,995	2,357,995
DD.125	92,909	0	100,718	-1,385	-1.0	99,333	99,333
D.1	0	0	1,216,585	0	0.0	1,216,585	1,216,585
D.2	0	0	517,384	0	0.0	517,384	517,384
D.3	0	0	0	0	0.0	0	0.000
D.4	194	0	198	86	30.0	284	0.284
D.5	134,272	0	140,553	11,724	8.0	152,277	152,277
D.6	439,450	0	443,924	-6,095	-1.0	437,829	437,829
D.7	328,110	0	331,454	-4,521	-1.0	326,933	326,933
D.8	1,153,658	0	1,165,333	-15,817	-1.0	1,149,516	1,149,516

D.14 Zone Total 2,339,159 0 2,388,284 -32,391 -1.0 2,355,893 2,355.893
848,463,305 100,581,113 800,303,318 12,095,393 812,398,711 812,398.720

Zone	Date	KWH from NYISO	Total Unaccounted Load per Subzone
29	Apr-18	172,855,556	261,587

Lse/Muni	PTID	NAME	CSS Load	Load Mod	Total-load mod w/losses	Unaccounted	Percent	Total - load mod w/losses + unaccounted	Mwh to NYISO
EE.1			70,225,381	83,004	75,844,768	1,073,652	1.0	76,918,420	76,918.391
EE.2			988,188	0	1,071,182	-14,542	-1.0	1,056,640	1,056.640
EE.3			3,887	0	4,174	0	0.0	4,174	4.174
EE.4			310,248	0	336,309	-4,567	-1.0	331,742	331.742
EE.9			4,417,695	0	4,741,492	-64,352	-1.0	4,677,140	4,677.140
EE.11			207,467	0	224,905	-3,058	-1.0	221,847	221.847
EE.12			11,327	0	12,238	0	0.0	12,238	12.238
EE.14			92,063	0	99,804	-1,445	-1.0	98,359	98.359
EE.15			386,632	0	419,108	-5,695	-1.0	413,413	413.413
EE.16			321,255	0	348,243	-4,726	-1.0	343,517	343.517
EE.17			374,770	0	406,250	-5,489	-1.0	400,761	400.761
EE.19			1,987	0	1,987	0	0.0	1,987	1.987
EE.20			17,651,947	0	18,793,906	-255,033	-1.0	18,538,873	18,538.873
EE.21			5,336,942	0	5,708,781	-77,484	-1.0	5,631,297	5,631.297
EE.22			795,517	0	862,336	-11,710	-1.0	850,626	850.626
EE.23			39,768	0	43,181	-720	-2.0	42,461	42.461
EE.24			6,484	0	7,198	0	0.0	7,198	7.198
EE.25			2,256,199	0	2,393,836	-32,491	-1.0	2,361,345	2,361.345
EE.26			5,332,813	0	5,691,755	-77,228	-1.0	5,614,527	5,614.527
EE.27			971,864	0	1,051,763	-14,280	-1.0	1,037,483	1,037.483
EE.28			948,314	0	1,027,032	-13,918	-1.0	1,013,114	1,013.114
EE.29			901,590	0	977,210	-13,273	-1.0	963,937	963.937
EE.102			5,199,570	0	5,446,980	143,101	3.0	5,590,081	5,590.081
EE.101			698,729	0	713,405	9,383	1.0	722,788	722.788
EE.34			80,165	0	81,681	-1,126	-1.0	80,555	80.555
EE.35			5,821,416	0	5,943,609	-80,853	-1.0	5,862,756	5,862.756
EE.36			2,733,857	0	2,890,051	-39,218	-1.0	2,850,833	2,850.833
EE.39			3,213,287	0	3,477,926	-47,181	-1.0	3,430,745	3,430.745
EE.40			191,797	0	207,895	-2,798	-1.0	205,097	205.097
EE.42			417,378	0	452,394	-6,142	-1.0	446,252	446.252
EE.43			1,240,620	0	1,344,831	-18,241	-1.0	1,326,590	1,326.590
EE.44			235,315	0	255,079	-3,470	-1.0	251,609	251.609
EE.45			1,348,621	0	1,460,119	-19,815	-1.0	1,440,304	1,440.304
EE.46			18,615	0	20,239	-76	-0.0	20,163	20.163
EE.47			25,147	0	27,230	-383	-1.0	26,847	26.847
EE.48			30,080	0	31,665	-687	-2.0	30,978	30.978
EE.49			249,541	0	270,053	-3,645	-1.0	266,408	266.408
EE.50			1,100,473	0	1,192,897	-16,200	-1.0	1,176,697	1,176.697
EE.51			168,218	0	182,347	-2,498	-1.0	179,849	179.849
EE.52			139,600	0	151,324	-2,009	-1.0	149,315	149.315
EE.54			3,404,479	0	3,690,460	-50,094	-1.0	3,640,366	3,640.366
EE.55			543,972	0	589,665	-8,003	-1.0	581,662	581.662
EE.57			20,085	0	21,793	-108	0.0	21,685	21.685
EE.59			12,974	0	14,050	0	0.0	14,050	14.050
EE.60			11,517	0	12,237	0	0.0	12,237	12.237
EE.61			0	0	0	0	0.0	0	0.000
EE.62			74	0	78	0	0.0	78	0.078
EE.63			957,129	0	1,015,514	-13,778	-1.0	1,001,736	1,001.736
EE.64			94,042	0	101,931	-1,402	-1.0	100,529	100.529
EE.65			38,163	0	41,350	-715	-2.0	40,635	40.635
EE.66			599,966	0	650,361	-8,822	-1.0	641,539	641.539
EE.67			12,166	0	13,164	0	0.0	13,164	13.164
EE.68			10,733	0	11,604	0	0.0	11,604	11.604
EE.70			41,798	0	45,345	-720	-2.0	44,625	44.625
EE.71			40,578	0	44,017	-720	-2.0	43,297	43.297
EE.72			1,987,408	0	2,144,210	-29,103	-1.0	2,115,107	2,115.107
EE.73			54,850	0	59,446	-785	-1.0	58,661	58.661
EE.76			20,383	0	22,123	-161	-1.0	21,962	21.962
EE.78			78,523	0	85,103	-1,211	-1.0	83,892	83.892
EE.79			266,053	0	288,407	-3,902	-1.0	284,505	284.505
EE.80			10,759	0	11,646	0	0.0	11,646	11.646
EE.81			37,826	0	40,989	-717	-2.0	40,272	40.272
EE.82			1,089,553	0	1,174,536	-15,939	-1.0	1,158,597	1,158.597
EE.83			2,828,975	0	2,966,321	58,975	2.0	3,025,296	3,025.296
EE.85			64,083	0	69,455	-908	-1.0	68,547	68.547
EE.88			117,091	0	126,928	-1,722	-1.0	125,206	125.206
EE.89			280,848	0	304,436	-4,137	-1.0	300,299	300.299
EE.90			402,276	0	436,065	-5,921	-1.0	430,144	430.144
EE.91			1,188	0	1,188	0	0.0	1,188	1.188
EE.92			47,225	0	51,145	-721	-1.0	50,424	50.424
EE.93			9,300	0	10,075	0	0.0	10,075	10.075
EE.95			13,140	0	14,239	0	0.0	14,239	14.239
EE.97			122,269	0	132,557	-1,794	-1.0	130,763	130.763
EE.100			1,714,568	0	1,761,254	-23,901	-1.0	1,737,353	1,737.353
EE.103			25,114	0	27,196	-375	-1.0	26,821	26.821
EE.104			171,521	0	185,928	-2,544	-1.0	183,384	183.384
EE.105			1,005	0	1,005	0	0.0	1,005	1.005
EE.113			44,547	0	48,286	-613	-1.0	47,673	47.673
EE.107			24,031	0	26,046	-317	-1.0	25,729	25.729
EE.109			15,557	0	16,886	-9	0.0	16,877	16.877
EE.110			1,356	0	1,356	0	0.0	1,356	1.356
EE.111			7,590	0	8,310	0	0.0	8,310	8.310
EE.112			8,747	0	9,486	0	0.0	9,486	9.486
E.1			0	0	8,929,271	0	0.0	8,929,271	8,929.271
E.3			0	0	3,171,324	0	0.0	3,171,324	3,171.324

Zone Total				149,728,229	83,004	172,593,969	261,616	172,855,585	172,855,556
Zone	Date	KWH from NYISO	Total Unaccounted Load per Subzone						
31	Apr-18	57,946,749	3,403,654						
Lse/Muni	PTID	NAME	CSS Load	Load Mod	Total-load mod w/losses	Unaccounted	Percent	Total - load mod w/losses + unaccounted	Mwh to NYISO
FF.1			16,840,501	1,666,397	16,486,467	1,342,052	8.0	17,828,519	17,828,516
FF.2			370,880	0	402,047	-5,452	-1.0	396,595	396,595
FF.3			112,870	0	122,370	-1,660	-1.0	120,710	120,710
FF.8			2,393	0	2,393	0	0.0	2,393	2,393
FF.10			20,119	0	21,830	-139	-1.0	21,691	21,691
FF.12			15,590	0	16,955	0	0.0	16,955	16,955
FF.13			1,002,150	0	1,079,181	-14,638	-1.0	1,064,543	1,064,543
FF.15			2,848,814	0	3,063,523	-41,570	-1.0	3,021,953	3,021,953
FF.16			1,486,444	0	1,611,306	-21,859	-1.0	1,589,447	1,589,447
FF.17			97,225	0	105,384	-1,579	-2.0	103,805	103,805
FF.20			692,767	0	750,944	-10,173	-1.0	740,771	740,771
FF.21			18,954	0	20,586	-39	0.0	20,547	20,547
FF.22			441,842	0	478,946	-6,491	-1.0	472,455	472,455
FF.23			115,214	0	124,901	-1,657	-1.0	123,244	123,244
FF.24			1,997,029	0	2,118,845	-28,752	-1.0	2,090,093	2,090,093
FF.25			78,642	0	85,225	-1,146	-1.0	84,079	84,079
FF.26			62,862	0	68,129	-887	-1.0	67,242	67,242
FF.29			104,516	0	113,303	-1,512	-1.0	111,791	111,791
FF.30			320,712	0	347,652	-4,673	-1.0	342,979	342,979
FF.31			47,215	0	51,156	-721	-1.0	50,435	50,435
FF.32			19,423	0	20,816	-21	0.0	20,795	20,795
FF.33			7,332	0	8,010	0	0.0	8,010	8,010
FF.34			11,589	0	12,546	0	0.0	12,546	12,546
FF.35			41,785	0	45,293	-720	-2.0	44,573	44,573
FF.36			90,354	0	97,926	-1,343	-1.0	96,583	96,583
FF.37			6,176	0	6,896	0	0.0	6,896	6,896
FF.38			2,086	0	2,086	0	0.0	2,086	2,086
FF.40			970,738	0	1,052,269	-14,281	-1.0	1,037,988	1,037,988
FF.41			61,733	0	66,915	-850	-1.0	66,065	66,065
FF.42			4,714	0	5,230	0	0.0	5,230	5,230
FF.44			10,806	0	11,105	-193	-2.0	10,912	10,912
FF.45			159	0	166	0	0.0	166	0.166
FF.46			530	0	559	0	0.0	559	0.559
FF.48			78	0	80	-1	-1.0	79	0.079
FF.49			2,620	0	2,698	0	0.0	2,698	2,698
FF.50			0	0	0	0	0.0	0	0.000
FF.51			35,821	0	38,822	-715	-2.0	38,107	38,107
FF.52			125,202	0	127,866	-1,658	-1.0	126,208	126,208
FF.53			13,021	0	14,110	0	0.0	14,110	14,110
FF.54			195,488	0	211,904	-2,843	-1.0	209,061	209,061
FF.55			11,415	0	12,353	0	0.0	12,353	12,353
FF.56			7,876	0	8,598	0	0.0	8,598	8,598
FF.58			25,872	0	28,021	-496	-2.0	27,525	27,525
FF.59			19,519	0	21,200	-114	-1.0	21,086	21,086
FF.60			100,508	0	108,939	-1,568	-1.0	107,371	107,371
FF.61			14,055	0	15,239	0	0.0	15,239	15,239
FF.64			13,206	0	14,313	0	0.0	14,313	14,313
FF.65			14,343	0	15,557	0	0.0	15,557	15,557
FF.66			27,843	0	30,197	-556	-2.0	29,641	29,641
FF.96			9,996	0	10,814	0	0.0	10,814	10,814
FF.67			249,289	0	270,225	-3,667	-1.0	266,558	266,558
FF.68			899,206	0	945,447	80,421	8.0	1,025,868	1,025,868
FF.69			150,384	0	163,011	14,137	8.0	177,148	177,148
FF.71			17,864	0	19,416	-54	0.0	19,362	19,362
FF.74			4,305	0	4,713	0	0.0	4,713	4,713
FF.75			3,510	0	3,698	0	0.0	3,698	3,698
FF.76			112,743	0	122,219	-1,675	-1.0	120,544	120,544
FF.77			2,653	0	2,665	0	0.0	2,665	2,665
FF.78			18,201	0	19,779	-68	0.0	19,711	19,711
FF.79			1,793	0	1,793	0	0.0	1,793	1,793
FF.81			5,944	0	6,659	0	0.0	6,659	6,659
FF.83			51,453	0	55,784	-755	-1.0	55,029	55,029
FF.95			152,759	0	163,643	-2,260	-1.0	161,383	161,383
FF.87			48,306	0	52,370	-728	-1.0	51,642	51,642
FF.90			9,755	0	10,570	0	0.0	10,570	10,570
FF.92			12,884	0	13,964	0	0.0	13,964	13,964
FF.93			1,997	0	1,997	0	0.0	1,997	1,997
FF.97			1,368	0	1,368	0	0.0	1,368	1,368
F.1			23,250,906	0	23,622,103	2,144,561	8.0	25,766,664	25,766,664
Zone Total			53,516,347	1,666,397	54,543,095	3,403,657		57,946,749	57,946,749
Grand Total			2,644,381,502	190,796,269	2,825,266,646	12,967,502		2,838,234,148	2,838,234

Zone	Date	KWH from NYISO	Total Unaccounted Load per Subzone								
1	May-18	936,888,361	-6,252,448								
Lse/Muni	PTID	NAME	CSS Load	Load Mod	Total-load mod w/losses	Unaccounted	Percent	Total - load mod w/losses + unaccounted	Mwh to NYISO		
AA.1			232,459,210	41,203	249,782,389	-1,172,349	0.0	248,610,040	248,610.026		
AA.2			1,390,667	0	1,507,481	-15,401	-1.0	1,492,080	1,492.080		
AA.136			50,007	0	54,182	-696	-1.0	53,486	53.486		
AA.3			1,027,416	0	1,113,724	-11,391	-1.0	1,102,333	1,102.333		
AA.8			7,404,311	0	7,961,778	-81,356	-1.0	7,880,422	7,880.422		
AA.10			663,354	0	719,066	-7,368	-1.0	711,698	711.698		
AA.11			4,215,120	0	4,521,492	-46,205	-1.0	4,475,287	4,475.287		
AA.12			16,421,100	0	17,376,745	-177,525	-1.0	17,199,220	17,199.220		
AA.13			15,916,121	0	16,394,631	-167,508	-1.0	16,227,123	16,227.123		
AA.14			3,903,778	0	4,087,266	-41,744	-1.0	4,045,522	4,045.522		
AA.16			717,768	0	732,835	9,831	1.0	742,666	742.666		
AA.17			2,598,288	0	2,766,729	-28,256	-1.0	2,738,473	2,738.473		
AA.18			2,862,378	0	3,091,879	-31,591	-1.0	3,060,288	3,060.288		
AA.19			3,966,170	0	4,268,675	-43,609	-1.0	4,225,066	4,225.066		
AA.21			7,120,145	0	7,498,087	-76,602	-1.0	7,421,485	7,421.485		
AA.22			95,164,997	0	100,475,613	-1,026,556	-1.0	99,449,057	99,449.057		
AA.23			19,169,623	0	20,348,992	-207,891	-1.0	20,141,101	20,141.101		
AA.24			2,313,927	0	2,489,180	-25,432	-1.0	2,463,748	2,463.748		
AA.25			3,818,380	0	3,898,547	-39,831	-1.0	3,858,716	3,858.716		
AA.26			193,688	0	209,937	-2,115	-1.0	207,822	207.822		
AA.27			111,511	0	120,885	-1,271	-1.0	119,614	119.614		
AA.28			4,623,913	0	4,865,661	-49,710	-1.0	4,815,951	4,815.951		
AA.29			37,556,986	0	39,937,427	-408,045	-1.0	39,529,382	39,529.382		
AA.30			10,394,457	0	11,213,179	-114,575	-1.0	11,098,604	11,098.604		
AA.31			2,793,492	0	3,027,237	-30,933	-1.0	2,996,304	2,996.304		
AA.32			2,571,023	0	2,770,118	-28,305	-1.0	2,741,813	2,741.813		
AA.122			178,216,193	0	182,579,099	-945,518	-1.0	181,633,581	181,633.581		
AA.121			55,109,182	0	56,626,622	-328,336	-1.0	56,298,286	56,298.286		
AA.36			115,285	0	120,618	-1,463	-1.0	119,155	119.155		
AA.37			145,125	0	152,018	-1,626	-1.0	150,392	150.392		
AA.38			0	0	0	0	0.0	0	0.000		
AA.39			216,913	0	227,145	-2,232	-1.0	224,913	224.913		
AA.40			234,984	0	246,262	-2,423	-1.0	243,839	243.839		
AA.41			21,620	0	22,717	-17	0.0	22,700	22.700		
AA.42			221,760	0	232,215	-2,379	-1.0	229,836	229.836		
AA.43			461,280	0	471,052	-4,877	-1.0	466,175	466.175		
AA.44			1,195,376	0	1,268,519	-12,957	-1.0	1,255,562	1,255.562		
AA.45			1,172,869	0	1,239,608	3,765	0.0	1,243,373	1,243.373		
AA.46			142,055	0	144,998	-1,578	-1.0	143,420	143.420		
AA.47			394,417	0	418,464	-4,313	-1.0	414,151	414.151		
AA.48			1,781,628	0	1,870,584	-19,102	-1.0	1,851,482	1,851.482		
AA.50			1,305,080	0	1,384,337	-14,140	-1.0	1,370,197	1,370.197		
AA.52			15,707,332	0	16,983,750	-173,517	-1.0	16,810,233	16,810.233		
AA.53			325,170	0	352,489	-3,629	-1.0	348,860	348.860		
AA.56			1,614,886	0	1,750,267	-17,863	-1.0	1,732,404	1,732.404		
AA.57			2,878,649	0	3,120,444	-31,878	-1.0	3,088,566	3,088.566		
AA.58			343,823	0	372,371	-3,805	-1.0	368,566	368.566		
AA.59			2,941,091	0	3,156,259	-32,251	-1.0	3,124,008	3,124.008		
AA.60			40,193	0	43,607	-541	-1.0	43,066	43.066		
AA.61			2,131,002	0	2,278,563	-23,277	-1.0	2,255,286	2,255.286		
AA.62			87,491	0	94,836	-911	-1.0	93,925	93.925		
AA.63			158,605	0	170,128	-1,771	-1.0	168,357	168.357		
AA.64			308,227	0	331,297	-3,368	-1.0	327,929	327.929		
AA.65			426,195	0	455,768	-4,657	-1.0	451,111	451.111		
AA.66			986,939	0	1,064,807	-10,880	-1.0	1,053,927	1,053.927		
AA.67			848,703	0	910,111	-9,290	-1.0	900,821	900.821		
AA.68			636,912	0	690,410	-7,030	-1.0	683,380	683.380		
AA.69			2,866,438	0	3,107,214	-31,751	-1.0	3,075,463	3,075.463		
AA.70			1,569,172	0	1,648,185	-16,836	-1.0	1,631,349	1,631.349		
AA.72			605,951	0	656,853	-6,712	-1.0	650,141	650.141		
AA.74			8,072,452	0	8,748,604	-89,385	-1.0	8,659,219	8,659.219		
AA.75			0	0	0	0	0.0	0	0.000		
AA.76			1,933,671	0	2,096,099	-21,426	-1.0	2,074,673	2,074.673		
AA.78			573,208	0	621,350	-6,394	-1.0	614,956	614.956		
AA.80			334,377	0	360,600	-3,688	-1.0	356,912	356.912		
AA.81			0	0	0	0	0.0	0	0.000		
AA.132			51,132	0	55,439	-703	-1.0	54,736	54.736		
AA.82			213,916	0	231,887	-2,370	-1.0	229,517	229.517		
AA.83			121,478	0	131,682	-1,339	-1.0	130,343	130.343		
AA.84			188,483	0	192,385	-2,024	-1.0	190,361	190.361		
AA.85			1,806,397	0	1,957,685	-19,999	-1.0	1,937,686	1,937.686		
AA.86			3,597	0	3,770	0	0.0	3,770	3.770		
AA.87			48,401	0	52,443	-728	-1.0	51,715	51.715		
AA.89			81,956	0	88,819	-829	-1.0	87,990	87.990		
AA.90			96,745	0	104,864	-1,021	-1.0	103,843	103.843		
AA.91			14,095,154	0	15,233,106	-155,638	-1.0	15,077,468	15,077.468		
AA.92			99,133	0	107,490	-1,055	-1.0	106,435	106.435		
AA.95			62,206	0	67,441	-744	-1.0	66,697	66.697		
AA.97			349,496	0	378,842	-3,832	-1.0	375,010	375.010		
AA.98			520,131	0	557,980	-5,700	-1.0	552,280	552.280		
AA.99			19,295	0	20,921	0	0.0	20,921	20.921		
AA.100			111,680	0	121,060	-1,219	-1.0	119,841	119.841		
AA.101			24,759,578	0	26,162,128	-267,305	-1.0	25,894,823	25,894.823		
AA.102			8,569,108	0	8,972,311	-38,475	0.0	8,933,836	8,933.836		
AA.104			111,605	0	120,976	-1,216	-1.0	119,760	119.760		
AA.106			107,321	0	109,560	-1,239	-1.0	108,321	108.321		
AA.108			401,851	0	435,604	-4,471	-1.0	431,133	431.133		
AA.109			93,718	0	101,594	-990	-1.0	100,604	100.604		
AA.110			1,261,849	0	1,367,847	-13,972	-1.0	1,353,875	1,353.875		
AA.111			273,512	0	296,484	-3,076	-1.0	293,408	293.408		
AA.112			144,806	0	156,976	-1,650	-1.0	155,326	155.326		
AA.113			7,612	0	8,356	0	0.0	8,356	8.356		

AA.115	46,963	0	50,880	-727	-1.0	50,153	50,153
AA.117	343,400	0	372,230	-3,803	-1.0	368,427	368,427
AA.120	2,525,296	0	2,727,594	-27,876	-1.0	2,699,718	2,699,718
AA.123	35,713	0	38,705	-433	-1.0	38,272	38,272
AA.124	441,361	0	478,440	-4,873	-1.0	473,567	473,567
AA.125	102,548	0	111,133	-1,075	-1.0	110,058	110,058
AA.134	32,662	0	35,397	-303	-1.0	35,094	35,094
AA.127	131,039	0	142,050	-1,484	-1.0	140,566	140,566
AA.133	58,488	0	63,391	-701	-1.0	62,690	62,690
AA.129	281,179	0	304,795	-3,096	-1.0	301,699	301,699
AA.130	5,690	0	6,413	0	0.0	6,413	6,413
AA.131	1,982,209	0	2,086,348	-21,322	-1.0	2,065,026	2,065,026
AA.135	70,010	0	75,873	-765	-1.0	75,108	75,108
A.1	1,897,736	0	1,951,383	7,705	0.0	1,959,088	1,959,088
A.2	0	0	17,273,350	0	0.0	17,273,350	17,273,350
A.3	0	0	1,694,934	0	0.0	1,694,934	1,694,934
A.4	0	0	34,264,241	0	0.0	34,264,241	34,264,241
A.5	0	0	0	0	0.0	0	0.000
A.6	0	0	17,055,670	0	0.0	17,055,670	17,055,670
A.7	0	0	47,236	0	0.0	47,236	47,236
A.8	0	0	71,091	404	1.0	71,495	71,495
Zone Total	827,106,538	41,203	943,140,809	-6,252,434		936,888,375	936,888,361

Zone	Date	KWH from NYISO	Total Unaccounted Load per Subzone
2	May-18	540,471,797	-314,940

Lse/Muni	PTID	NAME	CSS Load	Load Mod	Total-load mod w/losses	Unaccounted	Percent	Total - load mod w/losses + unaccounted	Mwh to NYISO
BB.1			220,344,042	26,906,365	209,039,206	1,995,530	1.0	211,034,736	211,034,738
BB.2			2,567,780	0	2,783,468	-28,437	-1.0	2,755,031	2,755,031
BB.3			708,513	0	752,379	-7,717	-1.0	744,662	744,662
BB.4			1,065,738	0	1,155,245	-11,800	-1.0	1,143,445	1,143,445
BB.9			693,124	0	749,749	-7,676	-1.0	742,073	742,073
BB.11			615,547	0	667,255	-6,815	-1.0	660,440	660,440
BB.13			206,570	0	223,939	-2,233	-1.0	221,706	221,706
BB.15			140,002	0	142,914	-1,468	-1.0	141,446	141,446
BB.16			66,637,648	0	71,338,610	-728,870	-1.0	70,609,740	70,609,740
BB.17			27,803,924	0	29,724,150	-303,689	-1.0	29,420,461	29,420,461
BB.18			9,119,890	0	9,460,408	-96,650	-1.0	9,363,758	9,363,758
BB.19			228,635	0	247,818	-2,547	-1.0	245,271	245,271
BB.20			11,639	0	12,572	0	0.0	12,572	12,572
BB.21			14,587,320	0	15,294,218	-156,250	-1.0	15,137,968	15,137,968
BB.22			32,700,179	0	34,873,384	-356,310	-1.0	34,517,074	34,517,074
BB.23			2,119,342	0	2,296,164	-23,469	-1.0	2,272,695	2,272,695
BB.24			2,075,694	0	2,249,793	-22,999	-1.0	2,226,794	2,226,794
BB.25			1,852,319	0	2,007,912	-20,523	-1.0	1,987,389	1,987,389
BB.29			1,291,692	0	1,318,808	-13,488	-1.0	1,305,320	1,305,320
BB.30			655,914	0	669,733	-6,866	-1.0	662,867	662,867
BB.31			0	0	0	0	0.0	0	0.000
BB.32			65,412	0	67,035	-812	-1.0	66,223	66,223
BB.33			0	0	0	0	0.0	0	0.000
BB.34			1,563,732	0	1,596,508	-16,333	-1.0	1,580,175	1,580,175
BB.35			3,572	0	3,661	-13	0.0	3,648	3,648
BB.36			7,726,172	0	7,888,418	-80,583	-1.0	7,807,835	7,807,835
BB.37			0	0	0	0	0.0	0	0.000
BB.38			1,372,805	0	1,463,033	-14,941	-1.0	1,448,092	1,448,092
BB.39			1,232,896	0	1,308,107	-13,352	-1.0	1,294,755	1,294,755
BB.41			1,703,566	0	1,846,654	-18,881	-1.0	1,827,773	1,827,773
BB.42			262,751	0	284,809	-2,905	-1.0	281,904	281,904
BB.45			1,111,305	0	1,204,652	-12,317	-1.0	1,192,335	1,192,335
BB.46			2,709,029	0	2,936,584	-30,015	-1.0	2,906,569	2,906,569
BB.47			399,716	0	433,279	-4,457	-1.0	428,822	428,822
BB.48			13,190,604	0	14,096,859	-144,024	-1.0	13,952,835	13,952,835
BB.49			29,485	0	32,009	-204	-1.0	31,805	31,805
BB.50			68,024	0	73,716	-756	-1.0	72,960	72,960
BB.51			421,645	0	457,058	-4,672	-1.0	452,386	452,386
BB.52			2,377,352	0	2,577,038	-26,337	-1.0	2,550,701	2,550,701
BB.53			178,377	0	193,361	-1,953	-1.0	191,408	191,408
BB.54			593,560	0	643,415	-6,574	-1.0	636,841	636,841
BB.56			1,872	0	1,910	0	0.0	1,910	1,910
BB.57			7,783	0	8,334	0	0.0	8,334	8,334
BB.58			5,825,269	0	6,314,336	-64,508	-1.0	6,249,828	6,249,828
BB.59			1,641,554	0	1,779,440	-18,183	-1.0	1,761,257	1,761,257
BB.61			250,513	0	271,566	-2,799	-1.0	268,767	268,767
BB.63			56,746	0	61,493	-755	-1.0	60,738	60,738
BB.64			34	0	34	0	0.0	34	0.034
BB.65			10	0	10	0	0.0	10	0.010
BB.66			17,457	0	18,496	-271	-1.0	18,225	18,225
BB.67			428	0	448	-5	-1.0	443	0.443
BB.68			33	0	34	0	0.0	34	0.034
BB.69			14,196	0	14,848	-171	-1.0	14,677	14,677
BB.70			4,911	0	5,008	-56	-1.0	4,952	4,952
BB.71			4,189,559	0	4,278,099	-43,721	-1.0	4,234,378	4,234,378
BB.72			183,155	0	198,526	-2,018	-1.0	196,508	196,508
BB.73			124,999	0	135,493	-1,382	-1.0	134,111	134,111
BB.74			928,682	0	948,198	-9,654	-1.0	938,544	938,544
BB.75			1,508,519	0	1,634,709	-16,716	-1.0	1,617,993	1,617,993
BB.76			47,776	0	51,772	-726	-1.0	51,046	51,046
BB.77			63,378	0	68,702	-744	-1.0	67,958	67,958
BB.79			525,032	0	569,125	-5,839	-1.0	563,286	563,286
BB.80			76,428	0	82,847	-826	-1.0	82,021	82,021
BB.81			1,119,298	0	1,209,674	-12,360	-1.0	1,197,314	1,197,314
BB.82			106,926	0	115,892	-1,143	-1.0	114,749	114,749
BB.85			22,717	0	24,641	-26	0.0	24,615	24,615
BB.87			241,966	0	262,276	-2,696	-1.0	259,580	259,580
BB.88			308,543	0	334,446	-3,451	-1.0	330,995	330,995
BB.89			87,045	0	94,371	-889	-1.0	93,482	93,482
BB.90			1,408,073	0	1,526,359	-15,601	-1.0	1,510,758	1,510,758

BB.92	68,085	0	73,809	-756	-1.0	73,053	73,053
BB.93	11,067,693	0	11,585,348	137,866	1.0	11,723,214	11,723,214
BB.95	101,804	0	110,334	-1,087	-1.0	109,247	109,247
BB.98	177,906	0	192,851	-2,013	-1.0	190,838	190,838
BB.99	211,175	0	228,908	-2,302	-1.0	226,606	226,606
BB.100	694,675	0	753,035	-7,674	-1.0	745,361	745,361
BB.101	14,655	0	15,891	0	0.0	15,891	15,891
BB.102	138,359	0	150,005	-1,593	-1.0	148,412	148,412
BB.103	21,160	0	22,961	-1	0.0	22,960	22,960
BB.105	54,265	0	58,834	-744	-1.0	58,090	58,090
BB.107	183,082	0	198,472	-2,003	-1.0	196,469	196,469
BB.110	2,216,589	0	2,382,996	-24,350	-1.0	2,358,646	2,358,646
BB.111	8,641	0	9,396	0	0.0	9,396	9,396
BB.112	222,960	0	241,695	-2,482	-1.0	239,213	239,213
BB.113	33,089	0	35,901	-319	-1.0	35,582	35,582
BB.114	300,438	0	306,688	-3,236	-1.0	303,452	303,452
BB.125	316,043	0	341,025	-3,491	-1.0	337,534	337,534
BB.116	137,329	0	148,872	-1,589	-1.0	147,283	147,283
BB.122	44,048	0	47,739	-694	-1.0	47,045	47,045
BB.118	91,023	0	98,661	-962	-1.0	97,699	97,699
BB.119	3,595	0	3,765	0	0.0	3,765	3,765
BB.121	868,478	0	922,247	-9,421	-1.0	912,826	912,826
BB.124	194,946	0	211,303	-2,145	-1.0	209,158	209,158
B.2	0	0	68,904,603	0	0.0	68,904,603	68,904,603
B.3	0	0	11,616,390	0	0.0	11,616,390	11,616,390
Zone Total	456,368,455	26,906,365	540,786,737	-314,942		540,471,795	540,471,797

Zone	Date	KWH from NYISO	Total Unaccounted Load per Subzone
3	May-18	298,334,664	1,635,153

Lse/Muni	PTID	NAME	CSS Load	Load Mod	Total-load mod w/losses	Unaccounted	Percent	Total - load mod w/losses + unaccounted	Mwh to NYISO
CC.1			126,207,238	59,988,832	74,556,557	2,744,058	4.0	77,300,615	77,300,597
CC.2			2,492,864	0	2,702,252	-27,610	-1.0	2,674,642	2,674,642
CC.3			109,077	0	118,227	-1,302	-1.0	116,925	116,925
CC.4			765,410	0	829,705	-8,480	-1.0	821,225	821,225
CC.9			392,349	0	424,380	-4,334	-1.0	420,046	420,046
CC.11			402,340	0	436,135	-4,476	-1.0	431,659	431,659
CC.13			57,878	0	62,720	-744	-1.0	61,976	61,976
CC.14			0	0	0	0	0.0	0	0.000
CC.15			3,944,649	0	4,272,174	-43,657	-1.0	4,228,517	4,228,517
CC.17			59,734,012	0	63,269,202	-646,417	-1.0	62,622,785	62,622,785
CC.18			22,148,109	0	23,493,028	-240,033	-1.0	23,252,995	23,252,995
CC.19			1,491,652	0	1,616,957	-16,514	-1.0	1,600,443	1,600,443
CC.20			1,903,816	0	2,011,017	-20,549	-1.0	1,990,468	1,990,468
CC.21			10,089	0	10,919	0	0.0	10,919	10,919
CC.22			3,446,316	0	3,646,203	-37,245	-1.0	3,608,958	3,608,958
CC.23			16,510,177	0	17,622,246	-180,032	-1.0	17,442,214	17,442,214
CC.24			910,658	0	986,199	-10,094	-1.0	976,105	976,105
CC.25			2,297,742	0	2,488,059	-25,412	-1.0	2,462,647	2,462,647
CC.26			3,806,817	0	4,083,901	-41,727	-1.0	4,042,174	4,042,174
CC.30			71,520	0	73,010	-864	-1.0	72,146	72,146
CC.31			117,564	0	119,934	-1,475	-1.0	118,459	118,459
CC.32			5,940,524	0	6,316,982	-64,544	-1.0	6,252,438	6,252,438
CC.33			2,821	0	2,874	0	0.0	2,874	2,874
CC.35			284,591	0	308,499	-3,118	-1.0	305,381	305,381
CC.36			213,516	0	231,442	-2,380	-1.0	229,062	229,062
CC.37			211,837	0	216,278	-2,201	-1.0	214,077	214,077
CC.40			962,270	0	1,043,103	-10,660	-1.0	1,032,443	1,032,443
CC.41			4,122,071	0	4,468,330	-45,651	-1.0	4,422,679	4,422,679
CC.42			268,913	0	291,492	-2,970	-1.0	288,522	288,522
CC.43			6,294,011	0	6,735,765	-68,814	-1.0	6,666,951	6,666,951
CC.44			21,449	0	23,269	-1	0.0	23,268	23,268
CC.45			54,010	0	58,567	-744	-1.0	57,823	57,823
CC.46			52,627	0	53,725	-743	-1.0	52,982	52,982
CC.47			350,658	0	380,104	-3,866	-1.0	376,238	376,238
CC.48			2,260,351	0	2,450,231	-25,024	-1.0	2,425,207	2,425,207
CC.49			119,164	0	129,158	-1,253	-1.0	127,905	127,905
CC.50			398,531	0	432,015	-4,388	-1.0	427,627	427,627
CC.52			7,942,697	0	8,609,621	-87,965	-1.0	8,521,656	8,521,656
CC.96			1,405,840	0	1,523,932	-15,570	-1.0	1,508,362	1,508,362
CC.54			104,971	0	113,779	-1,120	-1.0	112,659	112,659
CC.57			0	0	0	0	0.0	0	0.000
CC.58			6	0	6	0	0.0	6	0.006
CC.59			0	0	0	0	0.0	0	0.000
CC.60			0	0	0	0	0.0	0	0.000
CC.61			0	0	0	0	0.0	0	0.000
CC.62			1,412	0	1,485	0	0.0	1,485	1,485
CC.63			5	0	5	0	0.0	5	0.005
CC.64			40	0	40	0	0.0	40	0.040
CC.65			0	0	0	0	0.0	0	0.000
CC.66			0	0	0	0	0.0	0	0.000
CC.67			1,168	0	1,257	0	0.0	1,257	1,257
CC.68			0	0	0	0	0.0	0	0.000
CC.69			0	0	0	0	0.0	0	0.000
CC.70			2	0	2	0	0.0	2	0.002
CC.71			4,951	0	5,355	0	0.0	5,355	5,355
CC.72			8,888	0	9,076	-92	-1.0	8,984	8,984
CC.73			334	0	345	0	0.0	345	0.345
CC.74			1,189	0	1,213	-13	-1.0	1,200	1,200
CC.75			125	0	125	0	0.0	125	0.125
CC.76			414	0	421	-2	0.0	419	0.419
CC.77			101	0	106	0	0.0	106	0.106
CC.78			497	0	497	0	0.0	497	0.497
CC.79			46	0	47	0	0.0	47	0.047
CC.80			26	0	26	0	0.0	26	0.026
CC.81			2,240	0	2,318	0	0.0	2,318	2,318
CC.82			743	0	807	0	0.0	807	0.807

CC.83	667	0	667	0	0.0	667	0.667
CC.84	10	0	10	0	0.0	10	0.010
CC.85	21	0	22	0	0.0	22	0.022
CC.86	494	0	497	0	0.0	497	0.497
CC.87	7	0	7	0	0.0	7	0.007
CC.88	10	0	10	0	0.0	10	0.010
CC.89	5	0	5	0	0.0	5	0.005
CC.90	4	0	4	0	0.0	4	0.004
CC.91	3	0	3	0	0.0	3	0.003
CC.92	0	0	0	0	0.0	0	0.000
CC.93	0	0	0	0	0.0	0	0.000
CC.145	704,203	0	763,365	-7,808	-1.0	755,557	755.557
CC.94	164,284	0	178,081	-1,814	-1.0	176,267	176.267
CC.95	96,360	0	104,448	-1,032	-1.0	103,416	103.416
CC.97	1,778,701	0	1,928,132	-19,699	-1.0	1,908,433	1,908.433
CC.98	60,075	0	65,083	-744	-1.0	64,339	64.339
CC.99	88,829	0	96,291	-939	-1.0	95,352	95.352
CC.101	576,404	0	624,822	-6,397	-1.0	618,425	618.425
CC.102	46,199	0	50,080	-720	-1.0	49,360	49.360
CC.103	591,872	0	641,593	-6,562	-1.0	635,031	635.031
CC.104	133,924	0	145,173	-1,545	-1.0	143,628	143.628
CC.107	39,385	0	42,698	-562	-1.0	42,136	42.136
CC.109	367,346	0	398,198	-4,063	-1.0	394,135	394.135
CC.110	446,399	0	483,893	-4,925	-1.0	478,968	478.968
CC.111	57,911	0	62,770	-744	-1.0	62,026	62.026
CC.112	30,297	0	30,933	-314	-1.0	30,619	30.619
CC.113	1,262,884	0	1,368,966	-13,973	-1.0	1,354,993	1,354.993
CC.114	654,941	0	709,963	-7,255	-1.0	702,708	702.708
CC.115	21,814	0	23,682	0	0.0	23,682	23.682
CC.116	14,045,710	0	14,664,322	503,361	3.0	15,167,683	15,167.683
CC.118	144,224	0	156,330	-1,643	-1.0	154,687	154.687
CC.121	89,343	0	96,847	-886	-1.0	95,961	95.961
CC.122	73,328	0	79,436	-795	-1.0	78,641	78.641
CC.123	669,787	0	726,037	-7,413	-1.0	718,624	718.624
CC.124	61,850	0	67,059	-744	-1.0	66,315	66.315
CC.125	115,563	0	125,265	-1,242	-1.0	124,023	124.023
CC.126	20,180	0	21,928	-2	0.0	21,926	21.926
CC.128	20,598	0	22,344	0	0.0	22,344	22.344
CC.130	176,996	0	191,881	-1,940	-1.0	189,941	189.941
CC.133	4,885,580	0	5,067,687	-51,775	-1.0	5,015,912	5,015.912
CC.134	9,847	0	10,654	0	0.0	10,654	10.654
CC.135	252,989	0	274,234	-2,807	-1.0	271,427	271.427
CC.136	12,658	0	13,744	0	0.0	13,744	13.744
CC.148	6,451	0	6,906	-34	0.0	6,872	6.872
CC.138	74,208	0	80,434	-801	-1.0	79,633	79.633
CC.146	14,473	0	15,689	0	0.0	15,689	15.689
CC.140	89,727	0	97,274	-925	-1.0	96,349	96.349
CC.141	6,820	0	7,564	0	0.0	7,564	7.564
CC.142	115,225	0	117,735	-1,046	-1.0	116,689	116.689
CC.143	69,820	0	71,284	-742	-1.0	70,542	70.542
CC.144	1,061,832	0	1,097,395	-11,217	-1.0	1,086,178	1,086.178
CC.147	50,922	0	55,213	-738	-1.0	54,475	54.475
C.1	4,611,147	0	4,657,724	231,953	5.0	4,889,677	4,889.677
C.2	0	0	8,817,789	0	0.0	8,817,789	8,817.789
C.3	0	0	314,746	0	0.0	314,746	314.746
C.4	474,300	0	496,620	34,931	7.0	531,551	531.551
C.5	60	0	61	7	10.0	68	0.068
C.6	0	0	7,871,580	0	0.0	7,871,580	7,871.580
C.7	0	0	25,434	0	0.0	25,434	25.434
C.8	6,952,769	0	7,098,778	-72,519	-1.0	7,026,259	7,026.259
C.9	377,360	0	394,999	9,310	2.0	404,309	404.309
Zone Total	319,460,132	59,988,832	296,699,511	1,635,171		298,334,682	298,334.684

Zone	Date	KWH from NYISO	Total Unaccounted Load per Subzone
4	May-18	834,738,636	3,270,350

Lse/Muni	PTID	NAME	CSS Load	Load Mod	Total-load mod w/losses	Unaccounted	Percent	Total - load mod w/losses + unaccounted	Mwh to NYISO
DD.1			307,394,687	82,998,398	246,364,917	7,634,322	3.0	253,999,239	253,999.240
DD.2			4,062,868	0	4,403,992	-44,994	-1.0	4,358,998	4,358.998
DD.3			149,978	0	162,553	-1,653	-1.0	160,900	160.900
DD.4			2,404,940	0	2,606,956	-26,640	-1.0	2,580,316	2,580.316
DD.9			1,480,997	0	1,581,029	-16,151	-1.0	1,564,878	1,564.878
DD.11			658,629	0	713,961	-7,279	-1.0	706,682	706.682
DD.13			8,198,049	0	8,370,212	161,638	2.0	8,531,850	8,531.850
DD.14			395,450	0	427,401	-4,390	-1.0	423,011	423.011
DD.15			78,443	0	85,049	-896	-1.0	84,153	84.153
DD.17			140,015,607	0	148,583,065	-1,518,073	-1.0	147,064,992	147,064.992
DD.18			152,633,928	0	158,654,513	-1,620,976	-1.0	157,033,537	157,033.537
DD.19			28,767,677	0	29,854,490	-305,028	-1.0	29,549,462	29,549.462
DD.20			637,356	0	690,891	-7,067	-1.0	683,824	683.824
DD.21			39,980	0	43,322	-579	-1.0	42,743	42.743
DD.22			3,316,694	0	3,496,472	-35,747	-1.0	3,460,725	3,460.725
DD.23			32,920,592	0	35,441,944	-362,099	-1.0	35,079,845	35,079.845
DD.24			163,345	0	177,052	-1,815	-1.0	175,237	175.237
DD.25			4,173,604	0	4,522,061	-46,199	-1.0	4,475,862	4,475.862
DD.26			7,641,765	0	8,254,448	-84,320	-1.0	8,170,128	8,170.128
DD.29			226,296	0	231,037	-2,353	-1.0	228,684	228.684
DD.30			28,594,951	0	27,764,797	-283,673	-1.0	27,481,124	27,481.124
DD.34			516,270	0	559,639	-5,720	-1.0	553,919	553.919
DD.35			367,747	0	398,638	-4,049	-1.0	394,589	394.589
DD.38			3,684,865	0	3,994,197	-40,821	-1.0	3,953,376	3,953.376
DD.39			7,400,431	0	7,973,334	-81,466	-1.0	7,891,868	7,891.868
DD.40			816,055	0	884,598	-9,032	-1.0	875,566	875.566
DD.41			6,845,658	0	7,409,287	-75,693	-1.0	7,333,594	7,333.594
DD.42			230,126	0	234,960	-2,399	-1.0	232,561	232.561
DD.43			898,800	0	917,675	-9,376	-1.0	908,299	908.299
DD.44			49,062	0	53,189	-741	-1.0	52,448	52.448

DD.45	312,918	0	339,213	-3,483	-1.0	335,730	335,730
DD.46	1,069,962	0	1,159,847	-11,846	-1.0	1,148,001	1,148,001
DD.47	2,481,972	0	2,690,461	-27,488	-1.0	2,662,973	2,662,973
DD.48	767,931	0	832,443	-8,502	-1.0	823,941	823,941
DD.49	4,753,703	0	5,151,921	-52,633	-1.0	5,099,288	5,099,288
DD.51	14,230,658	0	15,425,463	-157,596	-1.0	15,267,867	15,267,867
DD.52	102,315	0	104,620	-860	-1.0	103,760	103,760
DD.53	3,399,666	0	3,683,338	-37,639	-1.0	3,645,699	3,645,699
DD.56	575,966	0	624,341	-6,403	-1.0	617,938	617,938
DD.57	172,755	0	187,265	-1,916	-1.0	185,349	185,349
DD.58	2,704	0	2,704	0	0.0	2,704	2,704
DD.59	1,057	0	1,057	0	0.0	1,057	1,057
DD.60	12	0	12	0	0.0	12	0.012
DD.61	0	0	0	0	0.0	0	0.000
DD.62	1,009	0	1,058	-10	-1.0	1,048	1,048
DD.63	1,488	0	1,488	0	0.0	1,488	1,488
DD.64	7,837	0	8,063	-12	0.0	8,051	8,051
DD.65	91	0	92	0	0.0	92	0.092
DD.66	0	0	0	0	0.0	0	0.000
DD.68	98	0	100	-1	-1.0	99	0.099
DD.69	6,809,340	0	7,091,066	-72,442	-1.0	7,018,624	7,018,624
DD.70	385,410	0	417,777	-4,262	-1.0	413,515	413,515
DD.71	437,724	0	446,940	-4,567	-1.0	442,373	442,373
DD.72	254,819	0	276,219	-2,818	-1.0	273,401	273,401
DD.73	2,372,768	0	2,422,584	-24,711	-1.0	2,397,873	2,397,873
DD.74	2,891,941	0	3,134,818	-32,028	-1.0	3,102,790	3,102,790
DD.75	181,759	0	196,513	-2,028	-1.0	194,485	194,485
DD.76	136,347	0	147,791	-1,583	-1.0	146,208	146,208
DD.78	1,960,773	0	2,125,318	-21,717	-1.0	2,103,601	2,103,601
DD.79	133,320	0	144,537	-1,529	-1.0	143,008	143,008
DD.80	382,867	0	415,035	-4,272	-1.0	410,763	410,763
DD.81	218,880	0	223,440	-2,459	-1.0	220,981	220,981
DD.82	940,032	0	959,789	-9,861	-1.0	949,928	949,928
DD.83	186,840	0	190,987	-1,844	-1.0	189,143	189,143
DD.84	251,334	0	272,456	-2,805	-1.0	269,651	269,651
DD.87	153,854	0	166,780	-1,719	-1.0	165,061	165,061
DD.89	7,442,877	0	7,875,062	-80,456	-1.0	7,794,606	7,794,606
DD.90	816,882	0	885,497	-9,047	-1.0	876,450	876,450
DD.91	68,922	0	74,695	-744	-1.0	73,951	73,951
DD.92	3,080,386	0	3,339,138	-34,128	-1.0	3,305,010	3,305,010
DD.93	412,915	0	447,596	-4,559	-1.0	443,037	443,037
DD.94	122,009	0	132,263	-1,387	-1.0	130,876	130,876
DD.95	41,243,883	0	42,439,060	921,467	2.0	43,360,527	43,360,527
DD.97	491,304	0	532,575	-5,455	-1.0	527,120	527,120
DD.100	693,377	0	751,620	-7,677	-1.0	743,943	743,943
DD.101	96,482	0	104,589	-1,012	-1.0	103,577	103,577
DD.102	1,371,328	0	1,486,528	-15,191	-1.0	1,471,337	1,471,337
DD.103	652,498	0	707,321	-7,234	-1.0	700,087	700,087
DD.104	225,693	0	244,631	-2,521	-1.0	242,110	242,110
DD.105	36,844	0	39,945	-441	-1.0	39,504	39,504
DD.107	599,718	0	650,085	-6,639	-1.0	643,446	643,446
DD.109	360,253	0	390,511	-3,989	-1.0	386,522	386,522
DD.112	8,388,461	0	8,881,832	-90,736	-1.0	8,791,096	8,791,096
DD.113	206,520	0	223,864	-2,239	-1.0	221,625	221,625
DD.114	547,204	0	593,167	-6,052	-1.0	587,115	587,115
DD.115	57,060	0	61,863	-744	-1.0	61,119	61,119
DD.124	34,826	0	37,711	-392	-1.0	37,319	37,319
DD.117	358,084	0	388,164	-3,962	-1.0	384,202	384,202
DD.123	95,351	0	103,336	-987	-1.0	102,349	102,349
DD.119	149,737	0	162,312	-1,686	-1.0	160,626	160,626
DD.120	35,806	0	38,807	-468	-1.0	38,339	38,339
DD.122	2,577,979	0	2,794,526	-28,555	-1.0	2,765,971	2,765,971
DD.125	74,862	0	81,125	-813	-1.0	80,312	80,312
D.1	0	0	1,045,893	0	0.0	1,045,893	1,045,893
D.2	0	0	1,694	0	0.0	1,694	1,694
D.3	664	0	679	69	9.0	748	0.748
D.4	546	0	558	64	10.0	622	0.622
D.5	63,767	0	66,717	711	1.0	67,428	67,428
D.6	296,227	0	299,267	-3,091	-1.0	296,176	296,176
D.7	236,251	0	238,655	-2,416	-1.0	236,239	236,239
D.8	291,959	0	294,909	-3,013	-1.0	291,896	291,896
D.14	2,302,517	0	2,350,876	-24,025	-1.0	2,326,851	2,326,851
Zone Total	861,778,192	82,998,398	831,468,286	3,270,349		834,738,635	834,738,636

Zone	Date	KWH from NYISO	Total Unaccounted Load per Subzone
29	May-18	167,851,456	-1,041,846

Lse/Muni	PTID	NAME	CSS Load	Load Mod	Total-load mod w/losses	Unaccounted	Percent	Total - load mod w/losses + unaccounted	Mwh to NYISO
EE.1			66,093,823	64,614	71,337,846	-188,096	0.0	71,149,750	71,149,750
EE.2			894,438	0	969,577	-9,919	-1.0	959,658	959,658
EE.3			5,085	0	5,628	0	0.0	5,628	5,628
EE.4			268,833	0	291,418	-2,958	-1.0	288,460	288,460
EE.9			4,868,947	0	5,216,534	-53,301	-1.0	5,163,233	5,163,233
EE.11			184,438	0	199,924	-2,039	-1.0	197,885	197,885
EE.12			10,310	0	11,166	0	0.0	11,166	11,166
EE.14			84,829	0	91,974	-996	-1.0	90,978	90,978
EE.15			413,090	0	447,790	-4,562	-1.0	443,228	443,228
EE.16			310,277	0	336,322	-3,447	-1.0	332,875	332,875
EE.17			383,153	0	415,333	-4,267	-1.0	411,066	411,066
EE.19			1,322	0	1,322	0	0.0	1,322	1,322
EE.20			18,642,080	0	19,841,607	-202,734	-1.0	19,638,873	19,638,873
EE.21			5,785,137	0	6,185,188	-63,191	-1.0	6,121,997	6,121,997
EE.22			820,987	0	889,937	-9,091	-1.0	880,846	880,846
EE.23			41,298	0	44,821	-605	-1.0	44,216	44,216
EE.24			5,003	0	5,565	0	0.0	5,565	5,565
EE.25			2,172,005	0	2,304,505	-23,554	-1.0	2,280,951	2,280,951
EE.26			6,164,177	0	6,574,909	-67,170	-1.0	6,507,739	6,507,739

EE.27	1,089,144	0	1,176,036	-12,022	-1.0	1,164,014	1,164,014
EE.28	881,758	0	954,455	-9,756	-1.0	944,699	944,699
EE.29	1,057,858	0	1,146,576	-11,714	-1.0	1,134,862	1,134,862
EE.102	5,474,440	0	5,737,425	-42,656	-1.0	5,694,769	5,694,769
EE.101	710,147	0	725,038	-14,520	-2.0	710,518	710,518
EE.34	87,986	0	89,647	-828	-1.0	88,819	88,819
EE.35	5,050,224	0	5,156,336	-52,703	-1.0	5,103,633	5,103,633
EE.36	2,687,047	0	2,841,465	-29,038	-1.0	2,812,427	2,812,427
EE.39	3,228,745	0	3,494,177	-35,689	-1.0	3,458,488	3,458,488
EE.40	170,381	0	184,695	-1,866	-1.0	182,829	182,829
EE.42	390,048	0	422,852	-4,317	-1.0	418,535	418,535
EE.43	1,413,751	0	1,532,486	-15,658	-1.0	1,516,828	1,516,828
EE.44	211,749	0	229,539	-2,334	-1.0	227,205	227,205
EE.45	1,490,186	0	1,612,761	-16,489	-1.0	1,596,272	1,596,272
EE.46	16,187	0	17,571	0	0.0	17,571	17,571
EE.47	19,927	0	21,633	0	0.0	21,633	21,633
EE.48	32,698	0	34,242	-234	-1.0	34,008	34,008
EE.49	260,078	0	280,792	-2,881	-1.0	277,911	277,911
EE.50	986,685	0	1,069,550	-10,941	-1.0	1,058,609	1,058,609
EE.51	197,549	0	214,148	-2,181	-1.0	211,967	211,967
EE.52	136,603	0	148,073	-1,486	-1.0	146,587	146,587
EE.54	3,152,656	0	3,417,479	-34,919	-1.0	3,382,560	3,382,560
EE.55	493,334	0	534,775	-5,482	-1.0	529,293	529,293
EE.57	19,778	0	21,463	0	0.0	21,463	21,463
EE.59	8,366	0	9,162	0	0.0	9,162	9,162
EE.60	6,017	0	6,075	0	0.0	6,075	6,075
EE.61	0	0	0	0	0.0	0	0.000
EE.62	0	0	0	0	0.0	0	0.000
EE.63	887,119	0	941,245	-9,618	-1.0	931,627	931,627
EE.64	82,745	0	89,659	-878	-1.0	88,781	88,781
EE.65	32,874	0	35,646	-323	-1.0	35,323	35,323
EE.66	561,050	0	608,177	-6,210	-1.0	601,967	601,967
EE.67	11,442	0	12,375	0	0.0	12,375	12,375
EE.68	7,937	0	8,687	0	0.0	8,687	8,687
EE.70	36,905	0	39,971	-447	-1.0	39,524	39,524
EE.71	37,688	0	40,839	-469	-1.0	40,370	40,370
EE.72	2,195,035	0	2,366,887	-24,192	-1.0	2,342,695	2,342,695
EE.73	44,916	0	48,690	-698	-1.0	47,992	47,992
EE.76	16,133	0	17,530	0	0.0	17,530	17,530
EE.78	83,740	0	90,756	-831	-1.0	89,925	89,925
EE.79	269,019	0	291,619	-2,971	-1.0	288,648	288,648
EE.80	12,291	0	13,274	0	0.0	13,274	13,274
EE.81	32,374	0	35,127	-293	-1.0	34,834	34,834
EE.82	1,244,790	0	1,342,823	-13,721	-1.0	1,329,102	1,329,102
EE.83	2,968,338	0	3,111,994	-6,725	0.0	3,105,269	3,105,269
EE.85	53,312	0	57,803	-744	-1.0	57,059	57,059
EE.88	99,255	0	107,582	-1,076	-1.0	106,506	106,506
EE.89	250,938	0	272,014	-2,805	-1.0	269,209	269,209
EE.90	370,763	0	401,908	-4,092	-1.0	397,816	397,816
EE.91	955	0	955	0	0.0	955	0.955
EE.92	40,685	0	44,103	-570	-1.0	43,533	43,533
EE.93	6,987	0	7,704	0	0.0	7,704	7,704
EE.95	12,129	0	13,118	0	0.0	13,118	13,118
EE.97	104,777	0	113,574	-1,120	-1.0	112,454	112,454
EE.100	1,711,786	0	1,758,940	-17,966	-1.0	1,740,974	1,740,974
EE.103	23,392	0	25,354	-37	0.0	25,317	25,317
EE.104	148,294	0	160,747	-1,672	-1.0	159,075	159,075
EE.105	809	0	809	0	0.0	809	0.809
EE.113	57,337	0	62,162	-744	-1.0	61,418	61,418
EE.107	20,268	0	21,997	0	0.0	21,997	21,997
EE.109	20,541	0	22,269	0	0.0	22,269	22,269
EE.110	908	0	908	0	0.0	908	0.908
EE.111	7,605	0	8,349	0	0.0	8,349	8,349
EE.112	7,851	0	8,595	0	0.0	8,595	8,595
E-1	0	0	9,615,654	0	0.0	9,615,654	9,615,654
E-3	0	0	843,641	0	0.0	843,641	843,641
Zone Total		147,885,562	64,614	168,893,302	-1,041,846	167,851,456	167,851,456

Zone	Date	KWH from NYISO	Total Unaccounted Load per Subzone							
31	May-18	42,746,129	1,394,406							
Lse/Muni	PTID	NAME	CSS Load	Load Mod	Total-load mod w/losses	Unaccounted	Percent	Total - load mod w/losses + unaccounted	Mwh to NYISO	
FF.1			14,956,962	1,565,452	14,550,674	720,523	5.0	15,271,197	15,271,203	
FF.2			320,128	0	347,013	-3,542	-1.0	343,471	343,471	
FF.3			99,594	0	107,939	-1,053	-1.0	106,886	106,886	
FF.8			2,238	0	2,238	0	0.0	2,238	2,238	
FF.10			19,279	0	20,957	0	0.0	20,957	20,957	
FF.12			12,161	0	13,162	0	0.0	13,162	13,162	
FF.13			1,032,882	0	1,112,580	-11,360	-1.0	1,101,220	1,101,220	
FF.15			2,631,627	0	2,836,442	-28,970	-1.0	2,807,472	2,807,472	
FF.16			1,627,697	0	1,764,422	-18,017	-1.0	1,746,405	1,746,405	
FF.17			99,884	0	108,245	-1,015	-1.0	107,230	107,230	
FF.20			698,583	0	757,266	-7,733	-1.0	749,533	749,533	
FF.21			21,958	0	23,816	-3	0.0	23,813	23,813	
FF.22			380,385	0	412,329	-4,204	-1.0	408,125	408,125	
FF.23			134,367	0	145,666	-1,600	-1.0	144,066	144,066	
FF.24			1,881,626	0	1,996,388	-20,387	-1.0	1,976,001	1,976,001	
FF.25			46,157	0	50,006	-689	-1.0	49,317	49,317	
FF.26			52,187	0	56,562	-736	-1.0	55,826	55,826	
FF.29			93,250	0	101,088	-996	-1.0	100,092	100,092	
FF.30			333,657	0	361,678	-3,729	-1.0	357,949	357,949	
FF.31			41,414	0	44,902	-634	-1.0	44,268	44,268	
FF.32			20,046	0	21,543	-2	0.0	21,541	21,541	
FF.33			4,331	0	4,718	0	0.0	4,718	4,718	
FF.34			10,371	0	11,221	0	0.0	11,221	11,221	
FF.35			33,471	0	36,302	-360	-1.0	35,942	35,942	
FF.36			73,252	0	79,389	-790	-1.0	78,599	78,599	

FF.37	6,370	0	7,114	0	0.0	7,114	7,114
FF.38	1,728	0	1,728	0	0.0	1,728	1,728
FF.40	944,842	0	1,024,210	-10,477	-1.0	1,013,733	1,013,733
FF.41	60,244	0	65,300	-744	-1.0	64,556	64,556
FF.42	3,496	0	3,655	0	0.0	3,655	3,655
FF.44	91	0	91	0	0.0	91	0.091
FF.45	8	0	8	0	0.0	8	0.008
FF.46	103	0	108	0	0.0	108	0.108
FF.48	24	0	24	0	0.0	24	0.024
FF.49	9	0	9	0	0.0	9	0.009
FF.50	0	0	0	0	0.0	0	0.000
FF.51	30,628	0	33,239	-249	-1.0	32,990	32,990
FF.52	107,967	0	110,170	-1,178	-1.0	108,992	108,992
FF.53	11,648	0	12,617	0	0.0	12,617	12,617
FF.54	203,810	0	220,932	-2,198	-1.0	218,734	218,734
FF.55	11,298	0	12,221	0	0.0	12,221	12,221
FF.56	6,633	0	7,369	0	0.0	7,369	7,369
FF.58	25,196	0	27,300	-32	0.0	27,268	27,268
FF.59	16,348	0	17,764	0	0.0	17,764	17,764
FF.60	122,288	0	132,571	-1,301	-1.0	131,270	131,270
FF.61	11,266	0	12,203	0	0.0	12,203	12,203
FF.64	10,943	0	11,852	0	0.0	11,852	11,852
FF.65	10,252	0	11,102	0	0.0	11,102	11,102
FF.66	28,830	0	31,281	-117	0.0	31,164	31,164
FF.96	7,750	0	8,507	0	0.0	8,507	8,507
FF.67	251,346	0	272,466	-2,812	-1.0	269,654	269,654
FF.68	914,563	0	961,755	51,663	5.0	1,013,418	1,013,418
FF.69	148,867	0	161,384	9,355	5.0	170,739	170,739
FF.71	14,904	0	16,137	0	0.0	16,137	16,137
FF.74	3,249	0	3,389	0	0.0	3,389	3,389
FF.75	3,407	0	3,554	0	0.0	3,554	3,554
FF.76	126,766	0	137,414	-1,407	-1.0	136,007	136,007
FF.77	2,414	0	2,414	0	0.0	2,414	2,414
FF.78	13,440	0	14,563	0	0.0	14,563	14,563
FF.79	1,624	0	1,624	0	0.0	1,624	1,624
FF.81	5,003	0	5,582	0	0.0	5,582	5,582
FF.83	38,556	0	41,809	-498	-1.0	41,311	41,311
FF.95	95,761	0	102,731	-1,030	-1.0	101,701	101,701
FF.87	40,526	0	43,927	-577	-1.0	43,350	43,350
FF.90	10,122	0	10,987	0	0.0	10,987	10,987
FF.92	9,938	0	10,772	0	0.0	10,772	10,772
FF.93	1,639	0	1,639	0	0.0	1,639	1,639
FF.97	869	0	869	0	0.0	869	0.869
F.1	12,634,490	0	12,840,786	741,299	5.0	13,582,085	13,582,085
Zone Total	40,566,763	1,565,452	41,351,723	1,394,400		42,746,123	42,746,129
Grand Total	2,653,165,642	171,564,864	2,822,340,368	-1,309,302		2,821,031,066	2,821,031

Zone	Date	KWH from NYISO	Total Unaccounted Load per Subzone							
1	Jun-18	956,724,623	-34,679,860							
Lse/Muni	PTID	NAME	CSS Load	Load Mod	Total-load mod w/losses	Unaccounted	Percent	Total - load mod w/losses + unaccounted	Mwh to NYISO	
AA.1			277,219,920	84,482	298,503,180	-16,596,637	-6.0	281,906,543	281,906.528	
AA.2			1,694,698	0	1,837,065	-24,859	-1.0	1,812,206	1,812.206	
AA.136			53,827	0	58,320	-857	-1.0	57,463	57.463	
AA.3			1,278,507	0	1,385,891	-18,788	-1.0	1,367,103	1,367.103	
AA.8			7,542,011	0	8,111,472	-109,768	-1.0	8,001,704	8,001.704	
AA.10			837,356	0	907,687	-12,254	-1.0	895,433	895.433	
AA.11			4,081,308	0	4,378,187	-59,249	-1.0	4,318,938	4,318.938	
AA.12			16,613,449	0	17,577,244	-237,869	-1.0	17,339,375	17,339.375	
AA.13			15,316,824	0	15,788,088	-213,657	-1.0	15,574,431	15,574.431	
AA.14			3,860,961	0	4,042,435	-54,703	-1.0	3,987,732	3,987.732	
AA.16			974,778	0	995,238	-51,953	-6.0	943,285	943.285	
AA.17			2,782,175	0	2,961,576	-40,072	-1.0	2,921,504	2,921.504	
AA.18			3,247,352	0	3,507,759	-47,477	-1.0	3,460,282	3,460.282	
AA.19			3,539,153	0	3,809,014	-51,540	-1.0	3,757,474	3,757.474	
AA.21			7,417,784	0	7,811,277	-105,717	-1.0	7,705,560	7,705.560	
AA.22			96,308,341	0	101,838,760	-1,378,192	-1.0	100,460,568	100,460.568	
AA.23			20,160,296	0	21,409,886	-289,743	-1.0	21,120,143	21,120.143	
AA.24			2,364,980	0	2,544,197	-34,421	-1.0	2,509,776	2,509.776	
AA.25			3,929,372	0	4,011,881	-54,284	-1.0	3,957,597	3,957.597	
AA.26			199,616	0	216,395	-2,914	-1.0	213,481	213.481	
AA.27			133,142	0	144,311	-1,909	-1.0	142,402	142.402	
AA.28			4,230,753	0	4,450,737	-60,234	-1.0	4,390,503	4,390.503	
AA.29			37,672,940	0	40,086,103	-542,475	-1.0	39,543,628	39,543.628	
AA.30			11,108,775	0	11,987,423	-162,236	-1.0	11,825,187	11,825.187	
AA.31			3,248,547	0	3,520,476	-47,644	-1.0	3,472,832	3,472.832	
AA.32			2,745,741	0	2,958,978	-40,035	-1.0	2,918,943	2,918.943	
AA.122			171,017,160	0	175,210,601	-9,209,212	-6.0	166,001,389	166,001.389	
AA.121			55,905,651	0	57,445,743	-3,012,022	-6.0	54,433,721	54,433.721	
AA.36			93,705	0	98,044	-1,440	-1.0	96,604	96.604	
AA.37			87,065	0	91,067	-1,439	-2.0	89,628	89.628	
AA.38			0	0	0	0	0.0	0	0.000	
AA.39			195,940	0	205,178	-2,880	-1.0	202,298	202.298	
AA.40			219,672	0	230,265	-2,902	-1.0	227,363	227.363	
AA.41			15,164	0	15,874	-257	-2.0	15,617	15.617	
AA.42			178,416	0	186,784	-2,516	-1.0	184,268	184.268	
AA.43			438,384	0	447,658	-6,103	-1.0	441,555	441.555	
AA.44			1,199,190	0	1,272,577	-17,212	-1.0	1,255,365	1,255.365	
AA.45			1,221,686	0	1,291,397	-57,649	-5.0	1,233,748	1,233.748	
AA.46			168,928	0	172,479	-2,252	-1.0	170,227	170.227	
AA.47			390,132	0	413,925	-5,734	-1.0	408,191	408.191	
AA.48			1,847,305	0	1,939,608	-26,243	-1.0	1,913,365	1,913.365	
AA.50			1,329,759	0	1,409,463	-19,071	-1.0	1,390,392	1,390.392	
AA.52			17,158,920	0	18,555,320	-251,096	-1.0	18,304,224	18,304.224	
AA.53			406,120	0	440,233	-5,977	-1.0	434,256	434.256	
AA.56			2,026,087	0	2,196,006	-29,725	-1.0	2,166,281	2,166.281	
AA.57			3,056,083	0	3,312,784	-44,829	-1.0	3,267,955	3,267.955	
AA.58			438,648	0	475,282	-6,434	-1.0	468,848	468.848	
AA.59			3,156,563	0	3,389,956	-45,880	-1.0	3,344,076	3,344.076	
AA.60			49,834	0	54,007	-736	-1.0	53,271	53.271	
AA.61			2,047,873	0	2,189,807	-29,649	-1.0	2,160,158	2,160.158	
AA.62			108,339	0	117,444	-1,652	-1.0	115,792	115.792	
AA.63			180,305	0	193,628	-2,603	-1.0	191,025	191.025	
AA.64			282,724	0	303,971	-4,124	-1.0	299,847	299.847	
AA.65			401,439	0	429,188	-5,819	-1.0	423,369	423.369	
AA.66			1,012,417	0	1,092,214	-14,777	-1.0	1,077,437	1,077.437	
AA.67			827,631	0	887,534	-12,023	-1.0	875,511	875.511	
AA.68			817,656	0	886,339	-11,997	-1.0	874,342	874.342	
AA.69			3,707,324	0	4,018,750	-54,388	-1.0	3,964,362	3,964.362	
AA.70			1,628,470	0	1,713,226	-23,190	-1.0	1,690,036	1,690.036	
AA.72			670,226	0	726,509	-9,833	-1.0	716,676	716.676	
AA.74			9,989,405	0	10,826,459	-146,498	-1.0	10,679,961	10,679.961	
AA.75			0	0	0	0	0.0	0	0.000	
AA.76			2,418,205	0	2,621,324	-35,465	-1.0	2,585,859	2,585.859	
AA.78			752,583	0	815,787	-11,035	-1.0	804,752	804.752	
AA.80			347,554	0	374,525	-5,088	-1.0	369,437	369.437	
AA.81			0	0	0	0	0.0	0	0.000	
AA.132			50,041	0	54,219	-761	-1.0	53,458	53.458	
AA.82			247,683	0	268,493	-3,636	-1.0	264,857	264.857	
AA.83			142,593	0	154,595	-2,076	-1.0	152,519	152.519	
AA.84			87,733	0	89,847	-1,440	-2.0	88,407	88.407	
AA.85			2,055,512	0	2,227,600	-30,158	-1.0	2,197,442	2,197.442	
AA.86			5,238	0	5,816	0	0.0	5,816	5.816	
AA.87			63,274	0	68,573	-932	-1.0	67,641	67.641	
AA.89			102,073	0	110,642	-1,561	-1.0	109,081	109.081	
AA.90			114,731	0	124,358	-1,729	-1.0	122,629	122.629	
AA.91			15,299,508	0	16,538,783	-223,820	-1.0	16,314,963	16,314.963	
AA.92			124,111	0	134,530	-1,792	-1.0	132,738	132.738	
AA.95			77,711	0	84,236	-1,094	-1.0	83,142	83.142	
AA.97			396,341	0	429,647	-5,813	-1.0	423,834	423.834	
AA.98			644,134	0	689,639	-9,340	-1.0	680,299	680.299	
AA.99			22,665	0	24,555	-310	-1.0	24,245	24.245	
AA.100			143,454	0	155,485	-2,080	-1.0	153,405	153.405	
AA.101			25,867,215	0	27,365,212	-370,321	-1.0	26,994,891	26,994.891	
AA.102			8,334,986	0	8,738,262	-436,006	-5.0	8,302,256	8,302.256	
AA.104			144,014	0	156,104	-2,086	-1.0	154,018	154.018	
AA.106			106,387	0	108,562	-1,440	-1.0	107,122	107.122	
AA.108			502,826	0	545,074	-7,378	-1.0	537,696	537.696	
AA.109			112,418	0	121,854	-1,701	-1.0	120,153	120.153	
AA.110			1,675,932	0	1,816,721	-24,589	-1.0	1,792,132	1,792.132	
AA.111			260,061	0	281,909	-3,785	-1.0	278,124	278.124	
AA.112			174,417	0	189,069	-2,607	-1.0	186,462	186.462	
AA.113			9,295	0	10,083	0	0.0	10,083	10.083	

AA.115	62,863	0	68,147	-931	-1.0	67,216	67.216
AA.117	419,063	0	454,268	-6,147	-1.0	448,121	448.121
AA.120	2,594,847	0	2,803,044	-37,928	-1.0	2,765,116	2,765.116
AA.123	47,899	0	51,903	-736	-1.0	51,167	51.167
AA.124	576,569	0	625,001	-8,427	-1.0	616,574	616.574
AA.125	136,982	0	148,472	-1,999	-1.0	146,473	146.473
AA.134	53,643	0	58,154	-839	-1.0	57,315	57.315
AA.127	165,779	0	179,708	-2,451	-1.0	177,257	177.257
AA.133	83,309	0	90,310	-1,203	-1.0	89,107	89.107
AA.129	398,055	0	431,494	-5,845	-1.0	425,649	425.649
AA.130	7,362	0	8,092	0	0.0	8,092	8.092
AA.131	2,058,668	0	2,167,547	-29,331	-1.0	2,138,216	2,138.216
AA.135	82,078	0	88,982	-1,132	-1.0	87,550	87.550
A.1	1,905,127	0	1,959,002	-82,997	-4.0	1,876,005	1,876.005
A.2	0	0	16,450,499	0	0.0	16,450,499	16,450.499
A.3	0	0	1,834,528	0	0.0	1,834,528	1,834.528
A.4	0	0	25,459,141	0	0.0	25,459,141	25,459.141
A.5	0	0	0	0	0.0	0	0.000
A.6	0	0	16,623,458	0	0.0	16,623,458	16,623.458
A.7	0	0	459,583	0	0.0	459,583	459.583
A.8	0	0	54,746	-4,187	-8.0	50,559	50.559
Zone Total	879,711,766	84,482	991,404,483	-34,679,845		956,724,638	956,724.623

Zone	Date	KWH from NYISO	Total Unaccounted Load per Subzone
2	Jun-18	554,867,385	-31,425,205

Lse/Muni	PTID	NAME	CSS Load	Load Mod	Total-load mod w/losses	Unaccounted	Percent	Total - load mod w/losses + unaccounted	Mwh to NYISO
BB.1			254,215,735	22,673,316	250,326,558	-26,937,289	-12.0	223,389,269	223,389.252
BB.2			3,128,052	0	3,390,820	-45,889	-1.0	3,344,931	3,344.931
BB.3			746,940	0	793,161	-10,729	-1.0	782,432	782.432
BB.4			1,294,165	0	1,402,866	-18,988	-1.0	1,383,878	1,383.878
BB.9			794,774	0	858,487	-11,619	-1.0	846,868	846.868
BB.11			788,847	0	855,104	-11,578	-1.0	843,526	843.526
BB.13			286,602	0	310,680	-4,187	-1.0	306,493	306.493
BB.15			149,287	0	152,401	-2,116	-1.0	150,285	150.285
BB.16			68,061,903	0	72,874,222	-986,218	-1.0	71,888,004	71,888.004
BB.17			25,127,538	0	26,824,705	-363,017	-1.0	26,461,688	26,461.688
BB.18			8,888,425	0	9,227,224	-124,872	-1.0	9,102,352	9,102.352
BB.19			277,231	0	300,517	-4,084	-1.0	296,433	296.433
BB.20			13,055	0	14,150	0	0.0	14,150	14.150
BB.21			14,580,730	0	15,292,921	-206,959	-1.0	15,085,962	15,085.962
BB.22			35,373,693	0	37,773,048	-511,183	-1.0	37,261,865	37,261.865
BB.23			2,220,085	0	2,405,374	-32,546	-1.0	2,372,828	2,372.828
BB.24			2,292,989	0	2,485,428	-33,648	-1.0	2,451,780	2,451.780
BB.25			2,000,789	0	2,168,855	-29,354	-1.0	2,139,501	2,139.501
BB.29			884,496	0	903,057	-12,205	-1.0	890,852	890.852
BB.30			602,910	0	615,597	-8,300	-1.0	607,297	607.297
BB.31			0	0	0	0	0.0	0	0.000
BB.32			69,876	0	71,519	-901	-1.0	70,618	70.618
BB.33			0	0	0	0	0.0	0	0.000
BB.34			1,587,312	0	1,620,585	-21,850	-1.0	1,598,735	1,598.735
BB.35			0	0	0	0	0.0	0	0.000
BB.36			2,098,083	0	2,142,151	-28,985	-1.0	2,113,166	2,113.166
BB.37			0	0	0	0	0.0	0	0.000
BB.38			1,362,696	0	1,452,182	-19,650	-1.0	1,432,532	1,432.532
BB.39			995,364	0	1,056,075	-14,295	-1.0	1,041,780	1,041.780
BB.41			1,787,668	0	1,937,832	-26,230	-1.0	1,911,602	1,911.602
BB.42			319,586	0	346,431	-4,702	-1.0	341,729	341.729
BB.45			1,276,163	0	1,383,364	-18,714	-1.0	1,364,650	1,364.650
BB.46			2,862,139	0	3,102,562	-42,002	-1.0	3,060,560	3,060.560
BB.47			484,921	0	525,655	-7,104	-1.0	518,551	518.551
BB.48			13,825,671	0	14,784,221	-200,082	-1.0	14,584,139	14,584.139
BB.49			37,801	0	40,984	-720	-2.0	40,264	40.264
BB.50			85,483	0	92,658	-1,179	-1.0	91,479	91.479
BB.51			532,030	0	576,724	-7,816	-1.0	568,908	568.908
BB.52			2,901,294	0	3,144,996	-42,568	-1.0	3,102,428	3,102.428
BB.53			189,143	0	205,030	-2,780	-1.0	202,250	202.250
BB.54			686,634	0	744,303	-10,075	-1.0	734,228	734.228
BB.56			995	0	995	0	0.0	995	0.995
BB.57			6,516	0	6,894	0	0.0	6,894	6.894
BB.58			7,193,782	0	7,797,899	-105,526	-1.0	7,692,373	7,692.373
BB.59			2,068,118	0	2,241,833	-30,343	-1.0	2,211,490	2,211.490
BB.61			319,695	0	346,553	-4,692	-1.0	341,861	341.861
BB.63			61,197	0	66,348	-919	-1.0	65,429	65.429
BB.64			2,042	0	2,055	0	0.0	2,055	2.055
BB.65			126	0	126	0	0.0	126	0.126
BB.66			33,368	0	35,252	-601	-2.0	34,651	34.651
BB.67			7,193	0	7,571	-185	-3.0	7,386	7.386
BB.68			6,851	0	7,184	-159	-2.0	7,025	7.025
BB.69			19,895	0	20,918	-365	-2.0	20,553	20.553
BB.70			54,576	0	55,724	-736	-1.0	54,988	54.988
BB.71			6,812,894	0	6,956,536	-94,159	-1.0	6,862,377	6,862.377
BB.72			205,853	0	223,139	-2,999	-1.0	220,140	220.140
BB.73			150,355	0	163,025	-2,142	-1.0	160,883	160.883
BB.74			1,859,092	0	1,898,119	-25,700	-1.0	1,872,419	1,872.419
BB.75			1,686,960	0	1,828,058	-24,748	-1.0	1,803,310	1,803.310
BB.76			54,773	0	59,372	-807	-1.0	58,565	58.565
BB.77			82,068	0	88,946	-1,125	-1.0	87,821	87.821
BB.79			649,464	0	704,021	-9,523	-1.0	694,498	694.498
BB.80			90,042	0	97,584	-1,265	-1.0	96,319	96.319
BB.81			1,231,900	0	1,331,766	-18,016	-1.0	1,313,750	1,313.750
BB.82			118,442	0	128,383	-1,749	-1.0	126,634	126.634
BB.85			29,777	0	32,333	-481	-2.0	31,852	31.852
BB.87			265,692	0	287,989	-3,882	-1.0	284,107	284.107
BB.88			359,335	0	389,519	-5,248	-1.0	384,271	384.271
BB.89			93,677	0	101,565	-1,332	-1.0	100,233	100.233
BB.90			1,779,081	0	1,928,519	-26,102	-1.0	1,902,417	1,902.417

BB.92	83,209	0	90,224	-1,183	-1.0	89,041	89,041
BB.93	11,115,165	0	11,626,527	-1,159,216	-11.0	10,467,311	10,467,311
BB.95	126,856	0	137,527	-1,821	-1.0	135,706	135,706
BB.98	210,351	0	228,004	-3,068	-1.0	224,936	224,936
BB.99	285,698	0	309,692	-4,200	-1.0	305,492	305,492
BB.100	915,439	0	992,327	-13,435	-1.0	978,892	978,892
BB.101	18,800	0	20,459	-119	-1.0	20,340	20,340
BB.102	148,223	0	160,668	-2,138	-1.0	158,530	158,530
BB.103	24,614	0	26,685	-328	-1.0	26,357	26,357
BB.105	69,429	0	75,248	-1,016	-1.0	74,232	74,232
BB.107	221,005	0	239,563	-3,246	-1.0	236,317	236,317
BB.110	2,342,308	0	2,519,279	-34,087	-1.0	2,485,192	2,485,192
BB.111	10,984	0	11,919	0	0.0	11,919	11,919
BB.112	283,644	0	307,472	-4,163	-1.0	303,309	303,309
BB.113	44,083	0	47,805	-722	-2.0	47,083	47,083
BB.114	237,156	0	242,135	-3,409	-1.0	238,726	238,726
BB.125	343,696	0	370,943	-5,009	-1.0	365,934	365,934
BB.116	158,867	0	172,215	-2,305	-1.0	169,910	169,910
BB.122	44,230	0	47,983	-720	-2.0	47,263	47,263
BB.118	108,808	0	117,933	-1,655	-1.0	116,278	116,278
BB.119	4,651	0	5,084	0	0.0	5,084	5,084
BB.121	903,585	0	959,472	-12,972	-1.0	946,500	946,500
BB.124	214,634	0	232,659	-3,138	-1.0	229,521	229,521
B.2	0	0	66,273,713	0	0.0	66,273,713	66,273,713
B.3	0	0	12,066,381	0	0.0	12,066,381	12,066,381
Zone Total		495,989,304	22,673,316	586,292,590	-31,425,188	554,867,402	554,867,385

Zone	Date	KWH from NYISO	Total Unaccounted Load per Subzone
3	Jun-18	327,843,240	-20,918,452

Lse/Muni	PTID	NAME	CSS Load	Load Mod	Total-load mod w/losses	Unaccounted	Percent	Total - load mod w/losses + unaccounted	Mwh to NYISO
CC.1			148,144,314	34,623,848	124,773,129	-16,179,681	-15.0	108,593,448	108,593,440
CC.2			2,896,160	0	3,139,442	-42,487	-1.0	3,096,955	3,096,955
CC.3			106,855	0	115,832	-1,570	-1.0	114,262	114,262
CC.4			900,014	0	975,607	-13,203	-1.0	962,404	962,404
CC.9			383,455	0	414,809	-5,624	-1.0	409,185	409,185
CC.11			500,883	0	542,960	-7,341	-1.0	535,619	535,619
CC.13			64,037	0	69,385	-939	-1.0	68,446	68,446
CC.14			164	0	175	0	0.0	175	0.175
CC.15			3,452,263	0	3,738,875	-50,605	-1.0	3,688,270	3,688,270
CC.17			60,129,203	0	63,718,253	-862,292	-1.0	62,855,961	62,855,961
CC.18			17,383,005	0	18,530,100	-250,774	-1.0	18,279,326	18,279,326
CC.19			1,563,938	0	1,695,295	-22,945	-1.0	1,672,350	1,672,350
CC.20			1,657,981	0	1,753,841	-23,728	-1.0	1,730,113	1,730,113
CC.21			11,358	0	12,319	0	0.0	12,319	12,319
CC.22			3,054,830	0	3,231,759	-43,731	-1.0	3,188,028	3,188,028
CC.23			18,350,736	0	19,610,349	-265,393	-1.0	19,344,956	19,344,956
CC.24			991,652	0	1,074,048	-14,524	-1.0	1,059,524	1,059,524
CC.25			2,525,777	0	2,734,884	-37,027	-1.0	2,697,857	2,697,857
CC.26			3,915,551	0	4,201,689	-56,870	-1.0	4,144,819	4,144,819
CC.30			67,008	0	68,404	-909	-1.0	67,495	67,495
CC.31			109,933	0	112,167	-1,450	-1.0	110,717	110,717
CC.32			5,983,653	0	6,362,260	-86,102	-1.0	6,276,158	6,276,158
CC.33			3,157	0	3,252	0	0.0	3,252	3.252
CC.35			318,053	0	344,757	-4,678	-1.0	340,079	340,079
CC.36			251,816	0	272,970	-3,708	-1.0	269,262	269,262
CC.37			175,191	0	178,868	-2,418	-1.0	176,450	176,450
CC.40			1,103,672	0	1,196,371	-16,192	-1.0	1,180,179	1,180,179
CC.41			4,168,518	0	4,518,666	-61,134	-1.0	4,457,532	4,457,532
CC.42			327,146	0	354,622	-4,807	-1.0	349,815	349,815
CC.43			6,776,078	0	7,253,891	-98,161	-1.0	7,155,730	7,155,730
CC.44			24,433	0	26,486	-324	-1.0	26,162	26,162
CC.45			63,403	0	68,711	-931	-1.0	67,780	67,780
CC.46			45,865	0	46,776	-720	-2.0	46,056	46,056
CC.47			401,284	0	435,007	-5,894	-1.0	429,113	429,113
CC.48			2,664,604	0	2,888,447	-39,078	-1.0	2,849,369	2,849,369
CC.49			124,714	0	135,179	-1,861	-1.0	133,318	133,318
CC.50			422,550	0	458,051	-6,196	-1.0	451,855	451,855
CC.52			9,289,877	0	10,069,922	-136,273	-1.0	9,933,649	9,933,649
CC.96			1,641,132	0	1,778,979	-24,083	-1.0	1,754,896	1,754,896
CC.54			133,808	0	145,064	-1,965	-1.0	143,099	143,099
CC.57			0	0	0	0	0.0	0	0.000
CC.58			85	0	89	0	0.0	89	0.089
CC.59			15	0	16	0	0.0	16	0.016
CC.60			0	0	0	0	0.0	0	0.000
CC.61			0	0	0	0	0.0	0	0.000
CC.62			4,553	0	4,800	0	0.0	4,800	4.800
CC.63			0	0	0	0	0.0	0	0.000
CC.64			90	0	97	0	0.0	97	0.097
CC.65			0	0	0	0	0.0	0	0.000
CC.66			0	0	0	0	0.0	0	0.000
CC.67			2,123	0	2,282	0	0.0	2,282	2.282
CC.68			159	0	165	0	0.0	165	0.165
CC.69			2,087	0	2,273	0	0.0	2,273	2.273
CC.70			1,785	0	1,785	0	0.0	1,785	1.785
CC.71			6,821	0	7,289	0	0.0	7,289	7.289
CC.72			1,052	0	1,073	-16	-2.0	1,057	1.057
CC.73			2,174	0	2,205	0	0.0	2,205	2.205
CC.74			1,462	0	1,462	0	0.0	1,462	1.462
CC.75			1,512	0	1,512	0	0.0	1,512	1.512
CC.76			11,653	0	11,894	-237	-2.0	11,657	11,657
CC.77			2,909	0	3,142	0	0.0	3,142	3.142
CC.78			4,580	0	4,580	0	0.0	4,580	4.580
CC.79			6,272	0	6,300	0	0.0	6,300	6.300
CC.80			1,808	0	1,808	0	0.0	1,808	1.808
CC.81			11,887	0	12,324	0	0.0	12,324	12.324
CC.82			4,445	0	4,557	0	0.0	4,557	4.557

CC.83	3,847	0	3,847	0	0.0	3,847	3.847
CC.84	20	0	21	0	0.0	21	0.021
CC.85	2	0	2	0	0.0	2	0.002
CC.86	2,850	0	2,850	0	0.0	2,850	2.850
CC.87	9	0	9	0	0.0	9	0.009
CC.88	14	0	14	0	0.0	14	0.014
CC.89	5	0	5	0	0.0	5	0.005
CC.90	2	0	2	0	0.0	2	0.002
CC.91	21	0	21	0	0.0	21	0.021
CC.92	78	0	82	-1	-1.0	81	0.081
CC.93	0	0	0	0	0.0	0	0.000
CC.145	737,441	0	798,957	-10,821	-1.0	788,136	788.136
CC.94	182,144	0	197,436	-2,688	-1.0	194,748	194.748
CC.95	102,165	0	110,743	-1,570	-1.0	109,173	109.173
CC.97	2,047,808	0	2,219,365	-30,039	-1.0	2,189,326	2,189.326
CC.98	75,783	0	82,131	-1,072	-1.0	81,059	81.059
CC.99	110,173	0	119,425	-1,675	-1.0	117,750	117.750
CC.101	669,031	0	725,238	-9,839	-1.0	715,399	715.399
CC.102	52,488	0	56,904	-774	-1.0	56,130	56.130
CC.103	648,705	0	703,186	-9,513	-1.0	693,673	693.673
CC.104	155,758	0	168,821	-2,252	-1.0	166,569	166.569
CC.107	42,204	0	45,739	-720	-2.0	45,019	45.019
CC.109	434,008	0	470,455	-6,359	-1.0	464,096	464.096
CC.110	511,024	0	553,939	-7,486	-1.0	546,453	546.453
CC.111	66,214	0	71,757	-959	-1.0	70,798	70.798
CC.112	33,591	0	34,300	-463	-1.0	33,837	33.837
CC.113	1,592,166	0	1,725,914	-23,359	-1.0	1,702,555	1,702.555
CC.114	624,455	0	676,917	-9,148	-1.0	667,769	667.769
CC.115	21,656	0	23,517	-180	-1.0	23,337	23.337
CC.116	13,434,812	0	14,032,272	-1,592,559	-13.0	12,439,713	12,439.713
CC.118	164,909	0	178,760	-2,402	-1.0	176,358	176.358
CC.121	106,380	0	115,303	-1,623	-1.0	113,680	113.680
CC.122	90,742	0	98,330	-1,281	-1.0	97,049	97.049
CC.123	929,537	0	1,007,618	-13,624	-1.0	993,994	993.994
CC.124	70,259	0	76,151	-1,014	-1.0	75,137	75.137
CC.125	122,143	0	132,400	-1,792	-1.0	130,608	130.608
CC.126	18,341	0	19,949	-105	-1.0	19,844	19.844
CC.128	25,844	0	27,991	-358	-1.0	27,633	27.633
CC.130	200,970	0	217,834	-2,942	-1.0	214,892	214.892
CC.133	5,187,032	0	5,378,994	-72,780	-1.0	5,306,214	5,306.214
CC.134	14,182	0	15,353	-8	0.0	15,345	15.345
CC.135	295,089	0	319,877	-4,309	-1.0	315,568	315.568
CC.136	14,253	0	15,445	0	0.0	15,445	15.445
CC.148	68,790	0	74,572	-1,032	-1.0	73,540	73.540
CC.138	79,818	0	86,505	-1,099	-1.0	85,406	85.406
CC.146	13,854	0	15,000	0	0.0	15,000	15.000
CC.140	98,432	0	106,693	-1,479	-1.0	105,214	105.214
CC.141	7,409	0	8,139	0	0.0	8,139	8.139
CC.142	127,514	0	130,252	-1,830	-1.0	128,422	128.422
CC.143	69,240	0	70,695	-743	-1.0	69,952	69.952
CC.144	952,869	0	988,933	-13,378	-1.0	975,555	975.555
CC.147	55,488	0	60,147	-829	-1.0	59,318	59.318
C.1	4,847,724	0	4,896,679	-521,967	-12.0	4,374,712	4,374.712
C.2	0	0	8,835,793	0	0.0	8,835,793	8,835.793
C.3	0	0	615,359	0	0.0	615,359	615.359
C.4	419,040	0	438,480	-47,329	-12.0	391,151	391.151
C.5	3,280	0	3,360	7	0.0	3,367	3.367
C.6	0	0	7,518,445	0	0.0	7,518,445	7,518.445
C.7	0	0	0	0	0.0	0	0.000
C.8	6,851,555	0	6,995,421	-94,662	-1.0	6,900,759	6,900.759
C.9	351,660	0	368,091	-44,517	-14.0	323,574	323.574
Zone Total	342,930,371	34,623,848	348,761,692	-20,918,444		327,843,248	327,843.240

Zone	Date	KWH from NWISO	Total Unaccounted Load per Subzone
4	Jun-18	935,306,779	-43,721,683

Lse/Muni	PTID	NAME	CSS Load	Load Mod	Total-load mod w/losses	Unaccounted	Percent	Total - load mod w/losses + unaccounted	Mwh to NYISO
DD.1			372,854,029	32,919,710	369,091,736	-32,050,745	-10.0	337,040,991	337,041.027
DD.2			5,017,986	0	5,439,327	-73,605	-1.0	5,365,722	5,365.722
DD.3			94,215	0	102,118	-1,393	-1.0	100,725	100.725
DD.4			2,906,824	0	3,151,006	-42,652	-1.0	3,108,354	3,108.354
DD.9			771,831	0	829,508	-11,227	-1.0	818,281	818.281
DD.11			838,482	0	908,908	-12,294	-1.0	896,614	896.614
DD.13			8,006,452	0	8,174,598	-662,646	-9.0	7,511,952	7,511.952
DD.14			1,190,718	0	1,271,793	-17,210	-1.0	1,254,583	1,254.583
DD.15			67,902	0	73,604	-988	-1.0	72,616	72.616
DD.17			149,460,682	0	158,476,664	-2,144,660	-1.0	156,332,004	156,332.004
DD.18			150,092,871	0	155,883,346	-2,109,576	-1.0	153,773,770	153,773.770
DD.19			29,186,698	0	30,310,851	-410,205	-1.0	29,900,646	29,900.646
DD.20			671,332	0	727,717	-9,851	-1.0	717,866	717.866
DD.21			47,137	0	51,110	-724	-1.0	50,386	50.386
DD.22			3,430,910	0	3,615,185	-48,924	-1.0	3,566,261	3,566.261
DD.23			37,799,912	0	40,714,929	-550,991	-1.0	40,163,938	40,163.938
DD.24			181,199	0	196,414	-2,667	-1.0	193,747	193.747
DD.25			4,665,910	0	5,055,800	-68,424	-1.0	4,987,376	4,987.376
DD.26			8,145,825	0	8,799,965	-119,084	-1.0	8,680,881	8,680.881
DD.29			226,705	0	231,489	-3,130	-1.0	228,359	228.359
DD.30			25,306,683	0	26,440,289	-357,823	-1.0	26,082,466	26,082.466
DD.34			562,408	0	609,645	-8,259	-1.0	601,386	601.386
DD.35			449,882	0	487,676	-6,610	-1.0	481,066	481.066
DD.38			4,403,041	0	4,772,667	-64,584	-1.0	4,708,083	4,708.083
DD.39			7,618,903	0	8,209,208	-111,097	-1.0	8,098,111	8,098.111
DD.40			970,389	0	1,051,901	-14,223	-1.0	1,037,678	1,037.678
DD.41			7,956,139	0	8,612,063	-116,555	-1.0	8,495,508	8,495.508
DD.42			312,075	0	318,629	-4,313	-1.0	314,316	314.316
DD.43			956,902	0	976,994	-13,222	-1.0	963,772	963.772
DD.44			58,824	0	63,763	-883	-1.0	62,880	62.880

DD.45	377,167	0	408,849	-5,544	-1.0	403,305	403.305
DD.46	1,352,499	0	1,466,108	-19,842	-1.0	1,446,266	1,446.266
DD.47	3,069,219	0	3,327,018	-45,024	-1.0	3,281,994	3,281.994
DD.48	833,420	0	903,424	-12,203	-1.0	891,221	891.221
DD.49	5,069,492	0	5,494,403	-74,359	-1.0	5,420,044	5,420.044
DD.51	17,929,454	0	19,434,875	-263,021	-1.0	19,171,854	19,171.854
DD.52	109,962	0	112,359	-1,583	-1.0	110,776	110.776
DD.53	4,301,431	0	4,659,724	-63,069	-1.0	4,596,655	4,596.655
DD.56	721,884	0	782,521	-10,595	-1.0	771,926	771.926
DD.57	160,301	0	173,759	-2,360	-1.0	171,399	171.399
DD.58	7,628	0	7,628	0	0.0	7,628	7.628
DD.59	2,615	0	2,615	0	0.0	2,615	2.615
DD.60	5	0	5	0	0.0	5	0.005
DD.61	3,804	0	3,978	0	0.0	3,978	3.978
DD.62	9,992	0	10,455	-171	-2.0	10,284	10.284
DD.63	1,440	0	1,440	0	0.0	1,440	1.440
DD.64	6,985	0	7,189	-12	0.0	7,177	7.177
DD.65	1	0	1	0	0.0	1	0.001
DD.66	0	0	0	0	0.0	0	0.000
DD.68	0	0	0	0	0.0	0	0.000
DD.69	5,906,144	0	6,171,593	-83,519	-1.0	6,088,074	6,088.074
DD.70	445,958	0	483,421	-6,538	-1.0	476,883	476.883
DD.71	53,460	0	54,584	-739	-1.0	53,845	53.845
DD.72	306,621	0	332,373	-4,490	-1.0	327,883	327.883
DD.73	2,296,049	0	2,344,253	-31,730	-1.0	2,312,523	2,312.523
DD.74	3,374,644	0	3,658,002	-49,493	-1.0	3,608,509	3,608.509
DD.75	218,459	0	236,294	-3,190	-1.0	233,104	233.104
DD.76	168,183	0	182,308	-2,489	-1.0	179,819	179.819
DD.78	2,331,032	0	2,526,668	-34,200	-1.0	2,492,468	2,492.468
DD.79	154,035	0	166,978	-2,218	-1.0	164,760	164.760
DD.80	458,835	0	497,374	-6,752	-1.0	490,622	490.622
DD.81	239,904	0	244,902	-3,340	-1.0	241,562	241.562
DD.82	974,304	0	994,795	-13,532	-1.0	981,263	981.263
DD.83	203,400	0	207,832	-2,825	-1.0	205,007	205.007
DD.84	300,650	0	325,902	-4,393	-1.0	321,509	321.509
DD.87	185,025	0	200,552	-2,738	-1.0	197,814	197.814
DD.89	7,458,456	0	7,893,377	-106,817	-1.0	7,786,560	7,786.560
DD.90	1,020,080	0	1,105,765	-14,957	-1.0	1,090,808	1,090.808
DD.91	81,653	0	88,502	-1,189	-1.0	87,313	87.313
DD.92	3,934,829	0	4,265,354	-57,720	-1.0	4,207,634	4,207.634
DD.93	446,275	0	483,758	-6,542	-1.0	477,216	477.216
DD.94	108,456	0	117,570	-1,537	-1.0	116,033	116.033
DD.95	40,797,948	0	41,983,919	-3,442,813	-9.0	38,541,106	38,541.106
DD.97	604,817	0	655,616	-8,884	-1.0	646,732	646.732
DD.100	834,447	0	904,536	-12,231	-1.0	892,305	892.305
DD.101	130,010	0	140,937	-1,897	-1.0	139,040	139.040
DD.102	1,851,187	0	2,006,678	-27,137	-1.0	1,979,541	1,979.541
DD.103	769,692	0	834,351	-11,283	-1.0	823,068	823.068
DD.104	249,146	0	270,076	-3,672	-1.0	266,404	266.404
DD.105	41,296	0	44,766	-728	-2.0	44,038	44.038
DD.107	784,780	0	850,689	-11,504	-1.0	839,185	839.185
DD.109	419,630	0	454,888	-6,166	-1.0	448,722	448.722
DD.112	6,679,627	0	7,177,836	-97,132	-1.0	7,080,704	7,080.704
DD.113	237,884	0	257,861	-3,475	-1.0	254,386	254.386
DD.114	649,450	0	703,992	-9,534	-1.0	694,458	694.458
DD.115	66,999	0	72,618	-969	-1.0	71,649	71.649
DD.124	54,818	0	59,459	-857	-1.0	58,602	58.602
DD.117	416,453	0	451,447	-6,120	-1.0	445,327	445.327
DD.123	113,793	0	123,362	-1,706	-1.0	121,656	121.656
DD.119	176,196	0	190,990	-2,625	-1.0	188,365	188.365
DD.120	44,834	0	48,631	-730	-2.0	47,901	47.901
DD.122	3,019,207	0	3,272,826	-44,307	-1.0	3,228,519	3,228.519
DD.125	81,415	0	88,243	-1,117	-1.0	87,126	87.126
DD.126	28,931	0	31,348	-423	-1.0	30,925	30.925
D.1	0	0	997,912	0	0.0	997,912	997.912
D.2	0	0	0	0	0.0	0	0.000
D.3	101	0	103	-10	-11.0	93	0.093
D.4	0	0	0	0	0.0	0	0.000
D.5	54,063	0	56,542	-4,030	-8.0	52,512	52.512
D.6	324,522	0	327,785	-4,475	-1.0	323,310	323.310
D.7	252,856	0	255,432	-3,537	-1.0	251,895	251.895
D.8	266,720	0	269,414	-3,646	-1.0	265,768	265.768
D.14	2,418,016	0	2,468,794	-33,415	-1.0	2,435,379	2,435.379
Zone Total		950,245,455	32,919,710	979,028,462	-43,721,719	935,306,743	935,306.779

Zone	Date	KWH from NYISO	Total Unaccounted Load per Subzone
29	Jun-18	173,281,922	-11,801,280

Lse/Muni	PTID	NAME	CSS Load	Load Mod	Total-load mod w/losses	Unaccounted	Percent	Total - load mod w/losses + unaccounted	Mwh to NYISO
EE.1			77,287,786	46,224	83,522,057	-9,665,696	-13.0	73,856,361	73,856.364
EE.2			1,076,322	0	1,166,729	-15,780	-1.0	1,150,949	1,150.949
EE.3			7,222	0	7,942	0	0.0	7,942	7.942
EE.4			328,092	0	355,642	-4,821	-1.0	350,821	350.821
EE.9			4,734,715	0	5,062,312	-68,508	-1.0	4,993,804	4,993.804
EE.11			228,634	0	247,825	-3,346	-1.0	244,479	244.479
EE.12			11,207	0	12,143	0	0.0	12,143	12.143
EE.14			81,698	0	88,566	-1,153	-1.0	87,413	87.413
EE.15			434,394	0	470,891	-6,361	-1.0	464,530	464.530
EE.16			332,182	0	360,088	-4,896	-1.0	355,192	355.192
EE.17			327,353	0	354,846	-4,807	-1.0	350,039	350.039
EE.19			1,004	0	1,004	0	0.0	1,004	1.004
EE.20			18,911,975	0	20,134,819	-272,479	-1.0	19,862,340	19,862.340
EE.21			6,008,197	0	6,417,291	-86,844	-1.0	6,330,447	6,330.447
EE.22			867,514	0	940,380	-12,720	-1.0	927,660	927.660
EE.23			40,376	0	43,762	-720	-2.0	43,042	43.042
EE.24			5,766	0	6,441	0	0.0	6,441	6.441
EE.25			2,013,942	0	2,136,795	-28,905	-1.0	2,107,890	2,107.890

EE.26	6,096,793	0	6,506,427	-88,047	-1.0	6,418,380	6,418.380
EE.27	1,147,300	0	1,238,979	-16,752	-1.0	1,222,227	1,222.227
EE.28	1,017,410	0	1,100,797	-14,904	-1.0	1,085,893	1,085.893
EE.29	1,267,773	0	1,374,147	-18,586	-1.0	1,355,561	1,355.561
EE.102	5,367,490	0	5,624,166	-621,429	-12.0	5,002,737	5,002.737
EE.101	706,820	0	721,658	-83,326	-13.0	638,332	638.332
EE.34	89,802	0	91,514	-1,306	-1.0	90,208	90.208
EE.35	4,995,864	0	5,100,853	-69,247	-1.0	5,031,606	5,031.606
EE.36	2,502,951	0	2,648,189	-35,839	-1.0	2,612,350	2,612.350
EE.39	3,461,860	0	3,747,195	-50,709	-1.0	3,696,486	3,696.486
EE.40	203,052	0	220,116	-2,962	-1.0	217,154	217.154
EE.42	479,018	0	519,244	-7,041	-1.0	512,203	512.203
EE.43	1,418,271	0	1,537,415	-20,808	-1.0	1,516,607	1,516.607
EE.44	254,806	0	276,227	-3,744	-1.0	272,483	272.483
EE.45	1,616,414	0	1,749,144	-23,673	-1.0	1,725,471	1,725.471
EE.46	19,601	0	21,311	-178	-1.0	21,133	21.133
EE.47	24,547	0	26,613	-327	-1.0	26,286	26.286
EE.48	36,143	0	38,160	-656	-2.0	37,504	37.504
EE.49	349,650	0	376,924	-5,077	-1.0	371,847	371.847
EE.50	1,219,881	0	1,322,350	-17,896	-1.0	1,304,454	1,304.454
EE.51	218,695	0	237,049	-3,154	-1.0	233,895	233.895
EE.52	157,392	0	170,618	-2,323	-1.0	168,295	168.295
EE.54	3,771,283	0	4,088,067	-55,318	-1.0	4,032,749	4,032.749
EE.55	610,027	0	661,272	-8,973	-1.0	652,299	652.299
EE.57	24,142	0	26,173	-325	-1.0	25,848	25.848
EE.59	9,527	0	10,352	0	0.0	10,352	10.352
EE.60	4,635	0	4,635	0	0.0	4,635	4.635
EE.61	0	0	0	0	0.0	0	0.000
EE.62	0	0	0	0	0.0	0	0.000
EE.63	850,240	0	902,105	-12,199	-1.0	889,906	889.906
EE.64	99,697	0	108,066	-1,531	-1.0	106,535	106.535
EE.65	36,621	0	39,701	-714	-2.0	38,987	38.987
EE.66	639,164	0	692,839	-9,356	-1.0	683,483	683.483
EE.67	13,382	0	14,474	0	0.0	14,474	14.474
EE.68	9,601	0	10,428	0	0.0	10,428	10.428
EE.70	44,033	0	47,750	-728	-2.0	47,022	47.022
EE.71	42,952	0	46,575	-727	-2.0	45,848	45.848
EE.72	2,368,926	0	2,554,199	-34,558	-1.0	2,519,641	2,519.641
EE.73	48,830	0	52,927	-736	-1.0	52,191	52.191
EE.76	19,816	0	21,539	-185	-1.0	21,354	21.354
EE.78	109,261	0	118,438	-1,688	-1.0	116,750	116.750
EE.79	328,595	0	356,189	-4,833	-1.0	351,356	351.356
EE.80	13,522	0	14,652	0	0.0	14,652	14.652
EE.81	41,486	0	44,973	-726	-2.0	44,247	44.247
EE.82	1,248,517	0	1,348,758	-18,254	-1.0	1,330,504	1,330.504
EE.83	2,974,251	0	3,119,428	-336,303	-12.0	2,783,125	2,783.125
EE.85	64,863	0	70,278	-946	-1.0	69,332	69.332
EE.88	104,669	0	113,448	-1,608	-1.0	111,840	111.840
EE.89	322,510	0	349,588	-4,738	-1.0	344,850	344.850
EE.90	448,932	0	486,646	-6,561	-1.0	480,085	480.085
EE.91	1,358	0	1,358	0	0.0	1,358	1.358
EE.92	47,252	0	51,206	-731	-1.0	50,475	50.475
EE.93	6,760	0	7,480	0	0.0	7,480	7.480
EE.95	18,577	0	20,207	-128	-1.0	20,079	20.079
EE.97	132,669	0	143,814	-1,950	-1.0	141,864	141.864
EE.100	1,992,026	0	2,046,722	-27,703	-1.0	2,019,019	2,019.019
EE.103	29,788	0	32,347	-478	-1.0	31,869	31.869
EE.104	178,731	0	193,729	-2,669	-1.0	191,060	191.060
EE.105	722	0	722	0	0.0	722	0.722
EE.113	59,560	0	64,534	-870	-1.0	63,664	63.664
EE.107	23,753	0	25,742	-305	-1.0	25,437	25.437
EE.109	25,585	0	27,737	-422	-2.0	27,315	27.315
EE.110	1,012	0	1,012	0	0.0	1,012	1.012
EE.111	9,154	0	9,932	0	0.0	9,932	9.932
EE.112	9,931	0	10,798	0	0.0	10,798	10.798
E.1	0	0	8,469,978	0	0.0	8,469,978	8,469.978
E.3	0	0	2,693,755	0	0.0	2,693,755	2,693.755
Zone Total		162,136,272	46,224	185,083,202	-11,801,283	173,281,919	173,281.922

Zone	Date	KWH from NYISO	Total Unaccounted Load per Subzone
31	Jun-18	43,297,990	-604,177

Lse/Muni	PTID	NAME	CSS Load	Load Mod	Total-load mod w/losses	Unaccounted	Percent	Total - load mod w/losses + unaccounted	Mwh to NYISO
FF.1			16,544,926	968,017	16,901,669	-329,097	-2.0	16,572,572	16,572.554
FF.2			359,729	0	389,949	-5,253	-1.0	384,696	384.696
FF.3			111,101	0	120,436	-1,685	-1.0	118,751	118.751
FF.8			2,296	0	2,296	0	0.0	2,296	2.296
FF.10			20,684	0	22,454	-218	-1.0	22,236	22.236
FF.12			12,610	0	13,656	0	0.0	13,656	13.656
FF.13			929,811	0	1,001,395	-13,553	-1.0	987,842	987.842
FF.15			2,609,018	0	2,814,132	-38,090	-1.0	2,776,042	2,776.042
FF.16			1,688,902	0	1,830,772	-24,778	-1.0	1,805,994	1,805.994
FF.17			104,372	0	113,110	-1,557	-1.0	111,553	111.553
FF.19			0	0	0	0	0.0	0	0.000
FF.20			722,078	0	782,751	-10,575	-1.0	772,176	772.176
FF.21			23,880	0	25,905	-354	-1.0	25,551	25.551
FF.22			400,631	0	434,295	-5,883	-1.0	428,412	428.412
FF.23			145,298	0	157,497	-2,092	-1.0	155,405	155.405
FF.24			1,790,945	0	1,900,196	-25,711	-1.0	1,874,485	1,874.485
FF.25			41,110	0	44,544	-720	-2.0	43,824	43.824
FF.26			59,224	0	64,193	-896	-1.0	63,297	63.297
FF.29			96,293	0	104,381	-1,358	-1.0	103,023	103.023
FF.30			340,740	0	369,368	-5,000	-1.0	364,368	364.368
FF.31			50,524	0	54,763	-736	-1.0	54,027	54.027
FF.32			29,840	0	31,997	-502	-2.0	31,495	31.495
FF.33			4,927	0	5,441	0	0.0	5,441	5.441

FF.34		11,870	0	12,868	0	0.0	12,868	12,868
FF.35		37,899	0	41,071	-720	-2.0	40,351	40,351
FF.36		78,113	0	84,673	-1,099	-1.0	83,574	83,574
FF.37		6,594	0	7,314	0	0.0	7,314	7,314
FF.38		2,031	0	2,031	0	0.0	2,031	2,031
FF.40		1,092,476	0	1,184,224	-16,016	-1.0	1,168,208	1,168,208
FF.41		69,933	0	75,786	-998	-1.0	74,788	74,788
FF.42		4,219	0	4,573	0	0.0	4,573	4,573
FF.44		1,806	0	1,806	0	0.0	1,806	1,806
FF.45		0	0	0	0	0.0	0	0.000
FF.46		1,531	0	1,652	0	0.0	1,652	1,652
FF.48		0	0	0	0	0.0	0	0.000
FF.49		1,861	0	1,861	0	0.0	1,861	1,861
FF.50		2,227	0	2,348	0	0.0	2,348	2,348
FF.51		34,627	0	37,524	-681	-2.0	36,843	36,843
FF.52		113,458	0	115,799	-1,526	-1.0	114,273	114,273
FF.53		13,177	0	14,253	0	0.0	14,253	14,253
FF.54		236,694	0	256,579	-3,458	-1.0	253,121	253,121
FF.55		12,675	0	13,714	0	0.0	13,714	13,714
FF.56		6,693	0	7,391	0	0.0	7,391	7,391
FF.58		30,921	0	33,552	-561	-2.0	32,991	32,991
FF.59		20,236	0	21,989	-201	-1.0	21,788	21,788
FF.60		174,350	0	188,979	-2,530	-1.0	186,449	186,449
FF.61		11,965	0	12,966	0	0.0	12,966	12,966
FF.64		11,123	0	12,072	0	0.0	12,072	12,072
FF.65		9,989	0	10,842	0	0.0	10,842	10,842
FF.66		38,027	0	41,210	-715	-2.0	40,495	40,495
FF.96		7,480	0	8,200	0	0.0	8,200	8,200
FF.67		327,801	0	355,326	-4,810	-1.0	350,516	350,516
FF.68		902,322	0	948,767	-9,526	-1.0	939,241	939,241
FF.69		120,852	0	130,994	-1,405	-1.0	129,589	129,589
FF.71		16,791	0	18,274	-21	0.0	18,253	18,253
FF.74		3,115	0	3,256	0	0.0	3,256	3,256
FF.75		3,559	0	3,795	0	0.0	3,795	3,795
FF.76		159,857	0	173,266	-2,339	-1.0	170,927	170,927
FF.77		2,159	0	2,193	0	0.0	2,193	2,193
FF.78		14,822	0	16,005	-12	0.0	15,993	15,993
FF.79		1,980	0	1,980	0	0.0	1,980	1,980
FF.81		5,530	0	6,172	0	0.0	6,172	6,172
FF.83		43,560	0	47,241	-730	-2.0	46,511	46,511
FF.95		82,163	0	88,227	-1,121	-1.0	87,106	87,106
FF.87		45,844	0	49,691	-730	-1.0	48,961	48,961
FF.90		11,136	0	12,071	0	0.0	12,071	12,071
FF.92		10,146	0	11,007	0	0.0	11,007	11,007
FF.93		1,741	0	1,741	0	0.0	1,741	1,741
FF.97		955	0	955	0	0.0	955	0.955
F.1		12,453,638	0	12,650,729	-86,902	-1.0	12,563,827	12,563,827
	Zone Total	42,328,885	968,017	43,902,167	-604,159		43,298,008	43,297,990
	Grand Total	2,873,342,053	91,315,597	3,134,472,596	-143,150,638		2,991,321,958	2,991,322

11/5/2018

11:27:22 AM Page -1 of 1

Zone	Date	KWH from NYISO	Total Unaccounted Load per Subzone							
1	Jul-18	1,116,320,487	-18,611,698							
Lse/Muni	PTID	NAME	CSS Load	Load Mod	Total-load mod w/losses	Unaccounted	Percent	Total - load mod w/losses + unaccounted	Mwh to NYISO	
AA.1			354,597,436	86,269	381,994,734	-6,783,740	-2.0	375,210,994	375,210.985	
AA.2			2,109,708	0	2,286,920	-45,703	-2.0	2,241,217	2,241.217	
AA.136			65,112	0	70,563	-1,395	-2.0	69,168	69.168	
AA.3			1,646,440	0	1,784,757	-35,647	-2.0	1,749,110	1,749.110	
AA.8			8,647,754	0	9,298,199	-185,815	-2.0	9,112,384	9,112.384	
AA.10			1,077,455	0	1,167,946	-23,357	-2.0	1,144,589	1,144.589	
AA.11			4,185,167	0	4,491,623	-89,764	-2.0	4,401,859	4,401.859	
AA.12			19,086,371	0	20,192,264	-403,517	-2.0	19,788,747	19,788.747	
AA.13			17,542,772	0	18,090,402	-361,520	-2.0	17,728,882	17,728.882	
AA.14			4,141,376	0	4,336,012	-86,661	-2.0	4,249,351	4,249.351	
AA.16			1,014,663	0	1,035,981	-7,992	-1.0	1,027,989	1,027.989	
AA.17			3,364,014	0	3,580,076	-71,551	-2.0	3,508,525	3,508.525	
AA.18			4,066,409	0	4,389,669	-87,715	-2.0	4,301,954	4,301.954	
AA.19			3,283,243	0	3,533,374	-70,615	-2.0	3,462,759	3,462.759	
AA.21			8,451,718	0	8,900,204	-177,852	-2.0	8,722,352	8,722.352	
AA.22			104,162,371	0	110,312,419	-2,204,486	-2.0	108,107,933	108,107.933	
AA.23			22,396,808	0	23,788,457	-475,396	-2.0	23,313,061	23,313.061	
AA.24			2,563,903	0	2,758,850	-55,137	-2.0	2,703,713	2,703.713	
AA.25			4,024,899	0	4,109,410	-82,127	-2.0	4,027,283	4,027.283	
AA.26			233,341	0	252,943	-5,038	-2.0	247,905	247.905	
AA.27			157,177	0	170,368	-3,391	-2.0	166,977	166.977	
AA.28			4,880,995	0	5,135,553	-102,627	-2.0	5,032,926	5,032.926	
AA.29			41,350,001	0	44,006,505	-879,428	-2.0	43,127,077	43,127.077	
AA.30			12,911,110	0	13,937,036	-278,517	-2.0	13,658,519	13,658.519	
AA.31			3,994,840	0	4,329,062	-86,528	-2.0	4,242,534	4,242.534	
AA.32			2,877,914	0	3,104,010	-62,037	-2.0	3,041,973	3,041.973	
AA.122			177,251,603	0	181,581,229	-2,154,258	-1.0	179,426,971	179,426.971	
AA.121			55,837,669	0	57,388,335	-923,957	-2.0	56,464,378	56,464.378	
AA.36			99,143	0	103,623	-2,232	-2.0	101,391	101.391	
AA.37			89,003	0	93,062	-1,795	-2.0	91,267	91.267	
AA.38			0	0	0	0	0.0	0	0.000	
AA.39			208,060	0	217,889	-4,287	-2.0	213,602	213.602	
AA.40			232,680	0	243,863	-5,121	-2.0	238,742	238.742	
AA.41			11,953	0	12,467	-115	-1.0	12,352	12.352	
AA.42			167,448	0	175,366	-3,696	-2.0	171,670	171.670	
AA.43			119,976	0	122,506	-2,452	-2.0	120,054	120.054	
AA.44			1,411,878	0	1,498,274	-29,937	-2.0	1,468,337	1,468.337	
AA.45			1,445,442	0	1,527,739	-10,336	-1.0	1,538,075	1,538.075	
AA.46			179,848	0	183,644	-3,661	-2.0	179,983	179.983	
AA.47			390,537	0	414,371	-8,263	-2.0	406,108	406.108	
AA.48			2,122,505	0	2,228,406	-44,538	-2.0	2,183,868	2,183.868	
AA.50			1,382,724	0	1,465,655	-29,300	-2.0	1,436,355	1,436.355	
AA.52			19,893,662	0	21,518,091	-430,021	-2.0	21,088,070	21,088.070	
AA.53			524,515	0	568,578	-11,349	-2.0	557,229	557.229	
AA.56			2,606,046	0	2,824,513	-56,447	-2.0	2,768,066	2,768.066	
AA.57			3,514,708	0	3,809,963	-76,144	-2.0	3,733,819	3,733.819	
AA.58			559,598	0	606,303	-12,127	-2.0	594,176	594.176	
AA.59			3,652,225	0	3,922,260	-78,386	-2.0	3,843,874	3,843.874	
AA.60			66,057	0	71,601	-1,440	-2.0	70,161	70.161	
AA.61			2,262,569	0	2,419,802	-48,340	-2.0	2,371,462	2,371.462	
AA.62			137,849	0	149,442	-2,968	-2.0	146,474	146.474	
AA.63			213,786	0	229,452	-4,605	-2.0	224,847	224.847	
AA.64			266,008	0	286,304	-5,729	-2.0	280,575	280.575	
AA.65			384,443	0	410,910	-8,208	-2.0	402,702	402.702	
AA.66			1,221,615	0	1,317,574	-26,320	-2.0	1,291,254	1,291.254	
AA.67			882,452	0	945,951	-18,912	-2.0	927,039	927.039	
AA.68			1,058,775	0	1,147,705	-22,936	-2.0	1,124,769	1,124.769	
AA.69			4,913,788	0	5,326,529	-106,458	-2.0	5,220,071	5,220.071	
AA.70			1,465,433	0	1,545,799	-30,892	-2.0	1,514,907	1,514.907	
AA.72			808,071	0	875,930	-17,506	-2.0	858,424	858.424	
AA.74			12,704,442	0	13,767,580	-275,139	-2.0	13,492,441	13,492.441	
AA.75			0	0	0	0	0.0	0	0.000	
AA.76			3,148,049	0	3,412,485	-68,199	-2.0	3,344,286	3,344.286	
AA.78			989,741	0	1,072,879	-21,455	-2.0	1,051,424	1,051.424	
AA.80			414,609	0	446,704	-8,916	-2.0	437,788	437.788	
AA.81			0	0	0	0	0.0	0	0.000	
AA.132			52,060	0	56,406	-1,059	-2.0	55,347	55.347	
AA.82			288,457	0	312,678	-6,269	-2.0	306,409	306.409	
AA.83			182,861	0	198,206	-3,944	-2.0	194,262	194.262	
AA.84			91,387	0	93,606	-1,936	-2.0	91,670	91.670	
AA.85			2,407,998	0	2,610,194	-52,159	-2.0	2,558,035	2,558.035	
AA.86			6,561	0	7,291	0	0.0	7,291	7.291	
AA.87			84,434	0	91,521	-1,823	-2.0	89,698	89.698	
AA.89			130,017	0	140,954	-2,827	-2.0	138,127	138.127	
AA.90			144,101	0	156,220	-3,132	-2.0	153,088	153.088	
AA.91			17,538,176	0	18,959,121	-378,876	-2.0	18,580,245	18,580.245	
AA.92			153,806	0	166,735	-3,319	-2.0	163,416	163.416	
AA.95			96,887	0	105,026	-2,105	-2.0	102,921	102.921	
AA.97			466,786	0	505,985	-10,083	-2.0	495,902	495.902	
AA.98			684,857	0	734,778	-14,675	-2.0	720,103	720.103	
AA.99			26,765	0	29,008	-735	-3.0	28,273	28.273	
AA.100			188,059	0	203,865	-4,071	-2.0	199,794	199.794	
AA.101			29,620,355	0	31,321,983	-625,948	-2.0	30,696,035	30,696.035	
AA.102			8,755,786	0	9,175,344	-64,909	-1.0	9,110,435	9,110.435	
AA.104			186,175	0	201,807	-4,029	-2.0	197,778	197.778	
AA.106			105,929	0	108,168	-2,238	-2.0	105,930	105.930	
AA.108			657,370	0	712,585	-14,241	-2.0	698,344	698.344	
AA.109			143,533	0	155,594	-3,118	-2.0	152,476	152.476	
AA.110			2,162,742	0	2,344,420	-46,857	-2.0	2,297,563	2,297.563	
AA.111			302,045	0	327,426	-6,507	-2.0	320,919	320.919	
AA.112			222,432	0	241,118	-4,821	-2.0	236,297	236.297	
AA.113			12,797	0	13,870	-96	-1.0	13,774	13.774	
AA.115			88,830	0	96,298	-1,934	-2.0	94,364	94.364	

AA.117	577,205	0	625,692	-12,494	-2.0	613,198	613,198
AA.120	2,979,225	0	3,218,986	-64,319	-2.0	3,154,667	3,154,667
AA.123	65,461	0	70,943	-1,428	-2.0	69,515	69,515
AA.124	749,904	0	812,902	-16,244	-2.0	796,658	796,658
AA.125	158,851	0	172,234	-3,430	-2.0	168,804	168,804
AA.134	80,265	0	86,993	-1,777	-2.0	85,216	85,216
AA.127	210,285	0	227,944	-4,536	-2.0	223,408	223,408
AA.133	96,467	0	104,578	-2,085	-2.0	102,493	102,493
AA.129	542,723	0	588,305	-11,747	-2.0	576,558	576,558
AA.130	9,282	0	10,074	0	0.0	10,074	10,074
AA.131	2,471,996	0	2,602,877	-52,015	-2.0	2,550,862	2,550,862
AA.135	98,117	0	106,347	-2,121	-2.0	104,226	104,226
A.1	2,147,702	0	2,208,435	26,108	1.0	2,234,543	2,234,543
A.2	0	0	17,521,342	0	0.0	17,521,342	17,521,342
A.3	0	0	2,423,636	0	0.0	2,423,636	2,423,636
A.4	0	0	24,597,882	0	0.0	24,597,882	24,597,882
A.5	0	0	0	0	0.0	0	0.000
A.6	0	0	18,892,143	0	0.0	18,892,143	18,892,143
A.7	0	0	526,626	0	0.0	526,626	526,626
A.8	0	0	73,918	-561	-1.0	73,357	73,357
Zone Total		1,010,460,596	86,269	1,134,932,185	-18,611,689	1,116,320,496	1,116,320,487

Zone	Date	KWH from NWISO	Total Unaccounted Load per Subzone
2	Jul-18	676,998,008	-15,309,697

Lse/Muni	PTID	NAME	CSS Load	Load Mod	Total-load mod w/losses	Unaccounted	Percent	Total - load mod w/losses + unaccounted	Mwh to NWISO
BB.1			311,221,644	23,656,511	310,989,554	-9,586,404	-3.0	301,403,150	301,403,142
BB.2			3,952,191	0	4,284,187	-85,622	-2.0	4,198,565	4,198,565
BB.3			799,955	0	849,423	-16,972	-2.0	832,451	832,451
BB.4			1,640,402	0	1,778,205	-35,536	-2.0	1,742,669	1,742,669
BB.9			936,499	0	1,011,453	-20,207	-2.0	991,246	991,246
BB.11			1,020,952	0	1,106,716	-22,107	-2.0	1,084,609	1,084,609
BB.13			356,060	0	385,966	-7,718	-2.0	378,248	378,248
BB.15			151,709	0	154,871	-3,074	-2.0	151,797	151,797
BB.16			75,172,396	0	80,501,057	-1,608,737	-2.0	78,892,320	78,892,320
BB.17			28,564,706	0	30,508,404	-609,674	-2.0	29,898,730	29,898,730
BB.18			10,036,378	0	10,409,999	-208,018	-2.0	10,201,981	10,201,981
BB.19			324,722	0	351,973	-7,033	-2.0	344,940	344,940
BB.20			15,795	0	17,066	-275	-2.0	16,791	16,791
BB.21			17,157,139	0	17,997,063	-359,640	-2.0	17,637,423	17,637,423
BB.22			38,107,829	0	40,662,474	-812,613	-2.0	39,849,861	39,849,861
BB.23			2,506,370	0	2,715,631	-54,251	-2.0	2,661,380	2,661,380
BB.24			2,717,350	0	2,945,580	-58,868	-2.0	2,886,712	2,886,712
BB.25			2,362,868	0	2,561,354	-51,188	-2.0	2,510,166	2,510,166
BB.29			2,099,916	0	2,144,021	-42,821	-2.0	2,101,200	2,101,200
BB.30			766,440	0	782,558	-15,655	-2.0	766,903	766,903
BB.31			0	0	0	0	0.0	0	0.000
BB.32			84,708	0	86,538	-1,689	-2.0	84,849	84,849
BB.33			0	0	0	0	0.0	0	0.000
BB.34			1,742,868	0	1,779,436	-35,507	-2.0	1,743,929	1,743,929
BB.35			0	0	0	0	0.0	0	0.000
BB.36			2,413,033	0	2,463,723	-49,228	-2.0	2,414,495	2,414,495
BB.37			0	0	0	0	0.0	0	0.000
BB.38			1,578,883	0	1,682,515	-33,612	-2.0	1,648,903	1,648,903
BB.39			1,067,735	0	1,132,869	-22,637	-2.0	1,110,232	1,110,232
BB.41			2,002,122	0	2,170,299	-43,371	-2.0	2,126,928	2,126,928
BB.42			397,464	0	430,846	-8,601	-2.0	422,245	422,245
BB.45			1,494,176	0	1,619,690	-32,353	-2.0	1,587,337	1,587,337
BB.46			3,319,646	0	3,598,506	-71,919	-2.0	3,526,587	3,526,587
BB.47			600,395	0	650,824	-13,002	-2.0	637,822	637,822
BB.48			15,239,253	0	16,317,811	-326,109	-2.0	15,991,702	15,991,702
BB.49			47,128	0	51,080	-1,014	-2.0	50,066	50,066
BB.50			106,340	0	115,265	-2,258	-2.0	113,007	113,007
BB.51			676,773	0	733,626	-14,657	-2.0	718,969	718,969
BB.52			3,744,328	0	4,058,837	-81,109	-2.0	3,977,728	3,977,728
BB.53			224,705	0	243,562	-4,860	-2.0	238,702	238,702
BB.54			806,341	0	874,082	-17,466	-2.0	856,616	856,616
BB.56			743	0	743	0	0.0	743	0.743
BB.57			8,170	0	8,563	-116	-1.0	8,447	8,447
BB.58			9,036,988	0	9,795,902	-195,764	-2.0	9,600,138	9,600,138
BB.59			2,752,669	0	2,983,893	-59,617	-2.0	2,924,276	2,924,276
BB.61			408,014	0	442,276	-8,838	-2.0	433,438	433,438
BB.63			73,379	0	79,535	-1,587	-2.0	77,948	77,948
BB.64			1,144	0	1,173	0	0.0	1,173	1.173
BB.65			908	0	936	-12	-1.0	924	0.924
BB.66			28,745	0	30,450	-566	-2.0	29,884	29,884
BB.67			7,907	0	8,288	-190	-2.0	8,098	8,098
BB.68			8,497	0	8,925	-209	-2.0	8,716	8,716
BB.69			33,249	0	34,887	-762	-2.0	34,125	34,125
BB.70			67,952	0	69,383	-1,402	-2.0	67,981	67,981
BB.71			7,184,680	0	7,336,198	-146,609	-2.0	7,189,589	7,189,589
BB.72			242,251	0	262,593	-5,246	-2.0	257,347	257,347
BB.73			191,693	0	207,799	-4,170	-2.0	203,629	203,629
BB.74			1,673,248	0	1,708,395	-34,167	-2.0	1,674,228	1,674,228
BB.75			1,991,813	0	2,158,238	-43,139	-2.0	2,115,099	2,115,099
BB.76			68,348	0	74,079	-1,500	-2.0	72,579	72,579
BB.77			113,496	0	123,034	-2,475	-2.0	120,559	120,559
BB.79			801,286	0	868,610	-17,367	-2.0	851,243	851,243
BB.80			114,542	0	124,158	-2,497	-2.0	121,661	121,661
BB.81			1,399,451	0	1,513,176	-30,246	-2.0	1,482,930	1,482,930
BB.82			143,194	0	155,234	-3,119	-2.0	152,115	152,115
BB.85			36,119	0	39,185	-762	-2.0	38,423	38,423
BB.87			288,321	0	312,536	-6,247	-2.0	306,289	306,289
BB.88			442,225	0	479,390	-9,571	-2.0	469,819	469,819
BB.89			108,554	0	117,688	-2,302	-2.0	115,386	115,386
BB.90			2,402,646	0	2,604,461	-52,054	-2.0	2,552,407	2,552,407
BB.92			97,756	0	105,971	-2,097	-2.0	103,874	103,874
BB.93			11,338,927	0	11,863,293	-131,225	-1.0	11,732,068	11,732,068

BB.95	155,888	0	168,967	-3,359	-2.0	165,608	165,608
BB.98	260,444	0	282,325	-5,630	-2.0	276,695	276,695
BB.99	374,117	0	405,546	-8,109	-2.0	397,437	397,437
BB.100	1,176,412	0	1,275,221	-25,491	-2.0	1,249,730	1,249,730
BB.101	23,549	0	25,554	-600	-2.0	24,954	24,954
BB.102	182,585	0	197,910	-3,955	-2.0	193,955	193,955
BB.103	29,087	0	31,543	-736	-2.0	30,807	30,807
BB.105	98,681	0	106,977	-2,134	-2.0	104,843	104,843
BB.107	286,036	0	310,066	-6,193	-2.0	303,873	303,873
BB.110	2,897,930	0	3,117,742	-62,303	-2.0	3,055,439	3,055,439
BB.111	14,760	0	15,947	-210	-1.0	15,737	15,737
BB.112	357,145	0	387,139	-7,730	-2.0	379,409	379,409
BB.113	55,333	0	60,001	-1,158	-2.0	58,843	58,843
BB.114	262,014	0	267,588	-5,505	-2.0	262,083	262,083
BB.125	384,608	0	415,229	-8,302	-2.0	406,927	406,927
BB.116	199,724	0	216,503	-4,318	-2.0	212,185	212,185
BB.122	50,902	0	55,159	-1,088	-2.0	54,071	54,071
BB.118	140,935	0	152,767	-3,069	-2.0	149,698	149,698
BB.119	6,112	0	6,795	0	0.0	6,795	6,795
BB.121	1,145,401	0	1,216,114	-24,290	-2.0	1,191,824	1,191,824
BB.124	270,183	0	292,899	-5,848	-2.0	287,051	287,051
B.2	0	0	74,093,432	0	0.0	74,093,432	74,093,432
B.3	0	0	15,520,225	0	0.0	15,520,225	15,520,225
Zone Total	584,895,980	23,656,511	692,307,705	-15,309,689		676,998,016	676,998,008

Zone	Date	KWH from NYISO	Total Unaccounted Load per Subzone
3	Jul-18	409,549,755	-10,312,440

Lse/Muni	PTID	NAME	CSS Load	Load Mod	Total-load mod w/losses	Unaccounted	Percent	Total - load mod w/losses + unaccounted	Mwh to NYISO
CC.1			185,240,752	28,880,489	170,928,695	-5,911,286	-4.0	165,017,409	165,017,447
CC.2			3,586,491	0	3,887,762	-77,690	-2.0	3,810,072	3,810,072
CC.3			120,957	0	131,105	-2,676	-2.0	128,429	128,429
CC.4			1,144,109	0	1,240,225	-24,789	-2.0	1,215,436	1,215,436
CC.9			462,569	0	500,194	-9,971	-2.0	490,223	490,223
CC.11			643,291	0	697,332	-13,931	-2.0	683,401	683,401
CC.13			100,996	0	109,462	-2,212	-2.0	107,250	107,250
CC.14			0	0	0	0	0.0	0	0.000
CC.15			3,243,676	0	3,512,770	-70,199	-2.0	3,442,571	3,442,571
CC.17			65,381,600	0	69,374,368	-1,386,378	-2.0	67,987,990	67,987,990
CC.18			19,476,861	0	20,739,609	-414,459	-2.0	20,325,150	20,325,150
CC.19			1,740,915	0	1,887,145	-37,709	-2.0	1,849,436	1,849,436
CC.20			525,857	0	570,019	-11,389	-2.0	558,630	558,630
CC.21			14,663	0	15,845	-207	-1.0	15,638	15,638
CC.22			3,812,428	0	4,032,188	-80,584	-2.0	3,951,604	3,951,604
CC.23			18,331,248	0	19,617,942	-392,060	-2.0	19,225,882	19,225,882
CC.24			1,188,100	0	1,286,689	-25,696	-2.0	1,260,993	1,260,993
CC.25			2,973,347	0	3,220,487	-64,359	-2.0	3,156,128	3,156,128
CC.26			4,428,845	0	4,754,426	-95,007	-2.0	4,659,419	4,659,419
CC.30			79,344	0	80,997	-1,653	-2.0	79,344	79,344
CC.31			133,843	0	136,723	-2,792	-2.0	133,931	133,931
CC.32			6,775,996	0	7,205,430	-143,997	-2.0	7,061,433	7,061,433
CC.33			2,680	0	2,719	0	0.0	2,719	2,719
CC.35			404,201	0	438,153	-8,754	-2.0	429,399	429,399
CC.36			314,555	0	340,976	-6,799	-2.0	334,177	334,177
CC.37			217,559	0	222,128	-4,432	-2.0	217,696	217,696
CC.40			1,350,535	0	1,463,992	-29,262	-2.0	1,434,730	1,434,730
CC.41			4,790,558	0	5,192,964	-103,767	-2.0	5,089,197	5,089,197
CC.42			407,714	0	441,970	-8,828	-2.0	433,142	433,142
CC.43			7,630,746	0	8,185,330	-163,572	-2.0	8,021,758	8,021,758
CC.44			30,306	0	32,890	-737	-2.0	32,153	32,153
CC.45			81,263	0	88,076	-1,753	-2.0	86,323	86,323
CC.46			35,876	0	36,505	-619	-2.0	35,886	35,886
CC.47			501,414	0	543,520	-10,860	-2.0	532,660	532,660
CC.48			3,443,418	0	3,732,672	-74,583	-2.0	3,658,089	3,658,089
CC.49			134,014	0	145,277	-2,938	-2.0	142,339	142,339
CC.50			517,947	0	561,451	-11,223	-2.0	550,228	550,228
CC.52			11,630,539	0	12,607,201	-251,941	-2.0	12,355,260	12,355,260
CC.96			2,148,048	0	2,328,484	-46,533	-2.0	2,281,951	2,281,951
CC.54			172,768	0	187,280	-3,751	-2.0	183,529	183,529
CC.57			0	0	0	0	0.0	0	0.000
CC.58			6	0	6	0	0.0	6	0.006
CC.59			31	0	33	0	0.0	33	0.033
CC.60			2	0	2	0	0.0	2	0.002
CC.61			0	0	0	0	0.0	0	0.000
CC.62			5,083	0	5,345	-7	0.0	5,338	5,338
CC.63			0	0	0	0	0.0	0	0.000
CC.64			24	0	24	0	0.0	24	0.024
CC.65			1,072	0	1,087	0	0.0	1,087	1,087
CC.66			0	0	0	0	0.0	0	0.000
CC.67			6,542	0	7,040	0	0.0	7,040	7,040
CC.68			3,005	0	3,007	0	0.0	3,007	3,007
CC.69			6,090	0	6,641	0	0.0	6,641	6,641
CC.70			3,125	0	3,125	0	0.0	3,125	3,125
CC.71			9,312	0	9,976	0	0.0	9,976	9,976
CC.72			0	0	0	0	0.0	0	0.000
CC.73			18	0	19	0	0.0	19	0.019
CC.74			1,026	0	1,026	0	0.0	1,026	1,026
CC.75			9	0	9	0	0.0	9	0.009
CC.76			74	0	76	-2	-3.0	74	0.074
CC.77			30	0	30	0	0.0	30	0.030
CC.78			42	0	42	0	0.0	42	0.042
CC.79			4,934	0	4,934	0	0.0	4,934	4,934
CC.80			14	0	14	0	0.0	14	0.014
CC.81			14,448	0	14,954	-505	-3.0	14,449	14,449
CC.82			1,288	0	1,339	0	0.0	1,339	1,339
CC.83			0	0	0	0	0.0	0	0.000
CC.84			0	0	0	0	0.0	0	0.000
CC.85			0	0	0	0	0.0	0	0.000

CC.86	4	0	4	0	0.0	4	0.004
CC.87	20	0	20	0	0.0	20	0.020
CC.88	37	0	37	0	0.0	37	0.037
CC.89	11	0	11	0	0.0	11	0.011
CC.90	10	0	10	0	0.0	10	0.010
CC.91	11	0	11	0	0.0	11	0.011
CC.92	120	0	121	0	0.0	121	0.121
CC.93	199	0	211	-5	-2.0	206	0.206
CC.145	2,181,655	0	2,316,058	-46,279	-2.0	2,269,779	2,269.779
CC.94	212,432	0	230,271	-4,594	-2.0	225,677	225.677
CC.95	124,344	0	134,784	-2,696	-2.0	132,088	132.088
CC.97	2,424,602	0	2,627,751	-52,524	-2.0	2,575,227	2,575.227
CC.98	95,349	0	103,360	-2,078	-2.0	101,282	101.282
CC.99	150,566	0	163,204	-3,256	-2.0	159,948	159.948
CC.101	830,353	0	900,122	-17,985	-2.0	882,137	882.137
CC.102	61,448	0	66,593	-1,270	-2.0	65,323	65.323
CC.103	758,016	0	821,697	-16,415	-2.0	805,282	805.282
CC.104	201,596	0	218,522	-4,337	-2.0	214,185	214.185
CC.107	48,830	0	52,914	-1,052	-2.0	51,862	51.862
CC.109	547,560	0	593,572	-11,845	-2.0	581,727	581.727
CC.110	608,437	0	659,541	-13,162	-2.0	646,379	646.379
CC.111	76,810	0	83,232	-1,715	-2.0	81,517	81.517
CC.112	63,294	0	64,625	-1,289	-2.0	63,336	63.336
CC.113	2,178,187	0	2,361,148	-47,200	-2.0	2,313,948	2,313.948
CC.114	702,443	0	761,446	-15,217	-2.0	746,229	746.229
CC.115	25,400	0	27,554	-702	-3.0	26,852	26.852
CC.116	13,559,909	0	14,162,864	-267,924	-2.0	13,894,940	13,894.940
CC.118	205,505	0	222,768	-4,422	-2.0	218,346	218.346
CC.121	126,902	0	137,564	-2,779	-2.0	134,785	134.785
CC.122	115,968	0	125,705	-2,537	-2.0	123,168	123.168
CC.123	1,183,720	0	1,283,152	-25,648	-2.0	1,257,504	1,257.504
CC.124	93,969	0	101,852	-2,047	-2.0	99,805	99.805
CC.125	146,163	0	158,449	-3,170	-2.0	155,279	155.279
CC.126	21,316	0	23,137	-499	-2.0	22,638	22.638
CC.128	34,394	0	37,287	-746	-2.0	36,541	36.541
CC.130	267,904	0	290,402	-5,798	-2.0	284,604	284.604
CC.133	5,703,942	0	5,917,943	-118,270	-2.0	5,799,673	5,799.673
CC.134	19,520	0	21,239	-433	-2.0	20,806	20.806
CC.135	368,867	0	399,844	-7,994	-2.0	391,850	391.850
CC.136	17,926	0	19,455	-378	-2.0	19,077	19.077
CC.148	132,878	0	144,027	-2,909	-2.0	141,118	141.118
CC.138	96,652	0	104,762	-2,101	-2.0	102,661	102.661
CC.146	16,765	0	18,163	-324	-2.0	17,839	17.839
CC.140	118,739	0	128,705	-2,590	-2.0	126,115	126.115
CC.141	10,436	0	11,361	0	0.0	11,361	11.361
CC.142	136,147	0	139,024	-2,784	-2.0	136,240	136.240
CC.143	70,400	0	71,888	-1,475	-2.0	70,413	70.413
CC.144	1,080,439	0	1,118,691	-22,377	-2.0	1,096,314	1,096.314
CC.147	76,096	0	82,506	-1,666	-2.0	80,840	80.840
C.1	5,144,836	0	5,196,810	49,137	1.0	5,245,947	5,245.947
C.2	0	0	8,519,649	0	0.0	8,519,649	8,519.649
C.3	0	0	1,443,317	0	0.0	1,443,317	1,443.317
C.4	491,598	0	514,476	5,258	1.0	519,734	519.734
C.5	29,000	0	29,744	185	1.0	29,929	29.929
C.6	0	0	8,575,450	0	0.0	8,575,450	8,575.450
C.7	0	0	0	0	0.0	0	0.000
C.8	7,558,589	0	7,717,313	-154,235	-2.0	7,563,078	7,563.078
C.9	399,420	0	418,099	9,579	2.0	427,678	427.678
Zone Total	401,795,938	28,880,489	419,862,195	-10,312,478		409,549,717	409,549.755

Zone	Date	KWH from NYISO	Total Unaccounted Load per Subzone							
4	Jul-18	1,155,735,530	-9,288,609							
Lse/Muni	PTID	NAME	CSS Load	Load Mod	Total-load mod w/losses	Unaccounted	Percent	Total - load mod w/losses + unaccounted	Mwh to NYISO	
DD.1			476,796,172	32,393,963	482,240,344	2,018,050	0.0	484,258,394	484,258.410	
DD.2			6,516,461	0	7,063,681	-141,161	-2.0	6,922,520	6,922.520	
DD.3			149,951	0	162,549	-3,210	-2.0	159,339	159.339	
DD.4			3,651,198	0	3,957,898	-79,101	-2.0	3,878,797	3,878.797	
DD.9			817,864	0	879,771	-17,579	-2.0	862,192	862.192	
DD.11			1,123,570	0	1,217,952	-24,347	-2.0	1,193,605	1,193.605	
DD.13			8,379,729	0	8,555,699	218,265	2.0	8,773,964	8,773.964	
DD.14			1,374,517	0	1,468,609	-29,352	-2.0	1,439,257	1,439.257	
DD.15			58,440	0	63,348	-1,209	-2.0	62,139	62.139	
DD.17			165,348,460	0	175,360,007	-3,504,381	-2.0	171,855,626	171,855.626	
DD.18			164,329,003	0	170,790,278	-3,413,079	-2.0	167,377,199	167,377.199	
DD.19			30,896,876	0	32,124,638	-641,979	-2.0	31,482,659	31,482.659	
DD.20			745,726	0	808,360	-16,159	-2.0	792,201	792.201	
DD.21			59,692	0	64,707	-1,256	-2.0	63,451	63.451	
DD.22			4,187,417	0	4,412,529	-88,189	-2.0	4,324,340	4,324.340	
DD.23			40,748,243	0	43,878,638	-876,866	-2.0	43,001,772	43,001.772	
DD.24			241,401	0	261,682	-5,213	-2.0	256,469	256.469	
DD.25			5,554,591	0	6,019,349	-120,301	-2.0	5,899,048	5,899.048	
DD.26			9,297,647	0	10,042,934	-200,692	-2.0	9,842,242	9,842.242	
DD.29			138,806	0	141,731	-2,852	-2.0	138,879	138.879	
DD.30			28,858,825	0	30,141,005	-602,335	-2.0	29,538,670	29,538.670	
DD.34			651,399	0	706,107	-14,111	-2.0	691,996	691.996	
DD.35			581,733	0	630,602	-12,598	-2.0	618,004	618.004	
DD.38			5,556,692	0	6,023,217	-120,367	-2.0	5,902,850	5,902.850	
DD.39			8,644,618	0	9,314,874	-186,133	-2.0	9,128,741	9,128.741	
DD.40			1,212,839	0	1,314,717	-26,275	-2.0	1,288,442	1,288.442	
DD.41			9,439,176	0	10,218,751	-204,217	-2.0	10,014,534	10,014.534	
DD.42			48,622	0	49,642	-992	-2.0	48,650	48.650	
DD.43			0	0	0	0	0.0	0	0.000	
DD.44			80,419	0	87,157	-1,736	-2.0	85,421	85.421	
DD.45			488,980	0	530,061	-10,596	-2.0	519,465	519.465	
DD.46			1,726,967	0	1,872,037	-37,406	-2.0	1,834,631	1,834.631	
DD.47			4,135,219	0	4,482,573	-89,575	-2.0	4,392,998	4,392.998	
DD.48			927,884	0	1,005,835	-20,094	-2.0	985,741	985.741	

DD.49	6,082,097	0	6,592,004	-131,748	-2.0	6,460,256	6,460,256
DD.51	23,370,125	0	25,332,465	-506,254	-2.0	24,826,211	24,826,211
DD.52	118,786	0	121,317	-2,460	-2.0	118,857	118,857
DD.53	5,840,216	0	6,327,091	-126,449	-2.0	6,200,642	6,200,642
DD.56	943,738	0	1,023,021	-20,456	-2.0	1,002,565	1,002,565
DD.57	169,944	0	184,231	-3,674	-2.0	180,557	180,557
DD.58	9,025	0	9,032	-5	0.0	9,027	9,027
DD.59	3,248	0	3,248	0	0.0	3,248	3,248
DD.60	3,424	0	3,424	0	0.0	3,424	3,424
DD.61	9,495	0	9,970	0	0.0	9,970	9,970
DD.62	34,887	0	36,529	-622	-2.0	35,907	35,907
DD.63	1,488	0	1,488	0	0.0	1,488	1,488
DD.64	7,619	0	7,810	-182	-2.0	7,628	7,628
DD.65	26	0	27	0	0.0	27	0.027
DD.66	0	0	0	0	0.0	0	0.000
DD.68	197	0	202	-5	-3.0	197	0.197
DD.69	6,041,489	0	6,330,477	-126,510	-2.0	6,203,967	6,203,967
DD.70	561,849	0	609,030	-12,171	-2.0	596,859	596,859
DD.71	19,062	0	19,462	-389	-2.0	19,073	19,073
DD.72	400,320	0	433,951	-8,675	-2.0	425,276	425,276
DD.73	2,375,445	0	2,425,316	-48,447	-2.0	2,376,869	2,376,869
DD.74	4,099,998	0	4,444,149	-88,813	-2.0	4,355,336	4,355,336
DD.75	285,581	0	308,990	-6,174	-2.0	302,816	302,816
DD.76	229,491	0	248,765	-4,962	-2.0	243,803	243,803
DD.78	2,909,268	0	3,153,438	-63,002	-2.0	3,090,436	3,090,436
DD.79	202,755	0	219,785	-4,373	-2.0	215,412	215,412
DD.80	598,380	0	648,641	-12,966	-2.0	635,675	635,675
DD.81	194,112	0	198,156	-4,044	-2.0	194,112	194,112
DD.82	976,032	0	996,525	-19,903	-2.0	976,622	976,622
DD.83	224,640	0	229,448	-4,552	-2.0	224,896	224,896
DD.84	403,082	0	436,940	-8,726	-2.0	428,214	428,214
DD.87	231,024	0	250,430	-4,996	-2.0	245,434	245,434
DD.89	8,586,778	0	9,086,874	-181,590	-2.0	8,905,284	8,905,284
DD.90	1,507,420	0	1,634,044	-32,658	-2.0	1,601,386	1,601,386
DD.91	96,971	0	105,115	-2,085	-2.0	103,030	103,030
DD.92	5,544,308	0	6,010,013	-120,108	-2.0	5,889,905	5,889,905
DD.93	470,983	0	510,555	-10,200	-2.0	500,355	500,355
DD.94	18,428	0	20,049	-429	-2.0	19,620	19,620
DD.95	41,972,587	0	43,193,703	1,056,677	2.0	44,250,380	44,250,380
DD.97	796,793	0	863,722	-17,260	-2.0	846,462	846,462
DD.100	1,048,972	0	1,137,111	-22,741	-2.0	1,114,370	1,114,370
DD.101	179,717	0	194,817	-3,883	-2.0	190,934	190,934
DD.102	2,320,167	0	2,515,065	-50,264	-2.0	2,464,801	2,464,801
DD.103	1,202,418	0	1,303,426	-26,056	-2.0	1,277,370	1,277,370
DD.104	309,114	0	335,066	-6,684	-2.0	328,382	328,382
DD.105	56,384	0	61,133	-1,140	-2.0	59,993	59,993
DD.107	1,113,511	0	1,207,048	-24,130	-2.0	1,182,918	1,182,918
DD.109	565,097	0	612,561	-12,254	-2.0	600,307	600,307
DD.112	7,617,215	0	8,242,330	-164,711	-2.0	8,077,619	8,077,619
DD.113	297,245	0	322,206	-6,433	-2.0	315,773	315,773
DD.114	866,407	0	939,172	-18,766	-2.0	920,406	920,406
DD.115	79,487	0	86,138	-1,774	-2.0	84,364	84,364
DD.124	151,540	0	164,287	-3,275	-2.0	161,012	161,012
DD.117	527,184	0	571,459	-11,414	-2.0	560,045	560,045
DD.123	131,347	0	142,366	-2,881	-2.0	139,485	139,485
DD.119	226,065	0	245,052	-4,899	-2.0	240,153	240,153
DD.120	57,287	0	62,084	-1,190	-2.0	60,894	60,894
DD.122	3,620,577	0	3,924,697	-78,439	-2.0	3,846,258	3,846,258
DD.125	97,431	0	105,614	-2,104	-2.0	103,510	103,510
DD.126	182,534	0	197,855	-3,945	-2.0	193,910	193,910
D.1	0	0	1,163,836	0	0.0	1,163,836	1,163,836
D.2	0	0	0	0	0.0	0	0.000
D.3	13,041	0	13,340	-234	-2.0	13,106	13,106
D.4	12,543	0	12,832	-212	-2.0	12,620	12,620
D.5	46,109	0	48,242	3,958	8.0	52,200	52,200
D.6	127,641	0	128,934	-2,570	-2.0	126,364	126,364
D.7	235,679	0	238,094	-4,802	-2.0	233,292	233,292
D.8	35,998	0	36,361	-727	-2.0	35,634	35,634
D.14	3,028,687	0	3,092,294	-61,798	-2.0	3,030,496	3,030,496
Zone Total	1,122,259,645	32,393,963	1,165,024,139	-9,288,625		1,155,735,514	1,155,735,530

Zone	Date	KWH from NWSO	Total Unaccounted Load per Subzone							
29	Jul-18	209,241,496	-6,155,735							
Lse/Muni	PTID	NAME	CSS Load	Load Mod	Total-load mod w/losses	Unaccounted	Percent	Total - load mod w/losses + unaccounted	Mwh to NYISO	
EE.1			95,743,553	153,918	103,346,779	-4,196,543	-4.0	99,150,236	99,150,230	
EE.2			1,334,730	0	1,446,845	-28,908	-2.0	1,417,937	1,417,937	
EE.3			8,824	0	9,573	0	0.0	9,573	9,573	
EE.4			401,936	0	435,690	-8,705	-2.0	426,985	426,985	
EE.9			5,265,814	0	5,616,748	-112,228	-2.0	5,504,520	5,504,520	
EE.11			285,550	0	309,537	-6,175	-2.0	303,362	303,362	
EE.12			12,596	0	13,658	-91	-1.0	13,567	13,567	
EE.14			86,333	0	93,591	-1,888	-2.0	91,703	91,703	
EE.15			461,894	0	500,701	-10,018	-2.0	490,683	490,683	
EE.16			351,139	0	380,629	-7,600	-2.0	373,029	373,029	
EE.17			286,073	0	310,105	-6,199	-2.0	303,906	303,906	
EE.19			1,065	0	1,065	0	0.0	1,065	1,065	
EE.20			20,608,630	0	21,956,838	-438,782	-2.0	21,518,056	21,518,056	
EE.21			6,273,415	0	6,704,483	-133,978	-2.0	6,570,505	6,570,505	
EE.22			909,621	0	986,044	-19,690	-2.0	966,354	966,354	
EE.23			42,149	0	45,683	-891	-2.0	44,792	44,792	
EE.24			7,651	0	8,395	0	0.0	8,395	8,395	
EE.25			2,308,680	0	2,449,507	-48,941	-2.0	2,400,566	2,400,566	
EE.26			6,373,184	0	6,802,725	-135,957	-2.0	6,666,768	6,666,768	
EE.27			1,249,114	0	1,349,587	-26,979	-2.0	1,322,608	1,322,608	
EE.28			1,221,585	0	1,321,787	-26,397	-2.0	1,295,390	1,295,390	
EE.29			1,459,314	0	1,581,778	-31,612	-2.0	1,550,166	1,550,166	
EE.102			5,510,571	0	5,775,871	-92,467	-2.0	5,683,404	5,683,404	

EE.101	705,979	0	720,797	-16,281	-2.0	704,516	704,516	
EE.34	103,624	0	105,807	-2,109	-2.0	103,698	103,698	
EE.35	3,961,224	0	4,044,432	-80,832	-2.0	3,963,600	3,963,600	
EE.36	2,816,032	0	2,979,146	-59,527	-2.0	2,919,619	2,919,619	
EE.39	3,958,325	0	4,285,145	-85,639	-2.0	4,199,506	4,199,506	
EE.40	248,559	0	269,427	-5,382	-2.0	264,045	264,045	
EE.42	596,197	0	646,240	-12,915	-2.0	633,325	633,325	
EE.43	1,607,514	0	1,742,539	-34,823	-2.0	1,707,716	1,707,716	
EE.44	311,221	0	337,359	-6,743	-2.0	330,616	330,616	
EE.45	1,796,684	0	1,944,457	-38,851	-2.0	1,905,606	1,905,606	
EE.46	23,527	0	25,543	-600	-2.0	24,943	24,943	
EE.47	30,473	0	33,071	-741	-2.0	32,330	32,330	
EE.48	44,140	0	46,651	-882	-2.0	45,769	45,769	
EE.49	434,242	0	468,128	-9,350	-2.0	458,778	458,778	
EE.50	1,543,600	0	1,673,265	-33,435	-2.0	1,639,830	1,639,830	
EE.51	236,191	0	256,001	-5,104	-2.0	250,897	250,897	
EE.52	187,508	0	203,242	-4,059	-2.0	199,183	199,183	
EE.54	4,550,825	0	4,933,094	-98,594	-2.0	4,834,500	4,834,500	
EE.55	764,622	0	828,853	-16,551	-2.0	812,302	812,302	
EE.57	31,943	0	34,651	-744	-2.0	33,907	33,907	
EE.59	10,555	0	11,456	0	0.0	11,456	11,456	
EE.60	4,998	0	5,014	0	0.0	5,014	5,014	
EE.61	0	0	0	0	0.0	0	0.000	
EE.62	3	0	3	0	0.0	3	0.003	
EE.63	931,074	0	987,867	-19,742	-2.0	968,125	968,125	
EE.64	119,050	0	129,041	-2,604	-2.0	126,437	126,437	
EE.65	46,356	0	50,241	-997	-2.0	49,244	49,244	
EE.66	761,479	0	825,423	-16,493	-2.0	808,930	808,930	
EE.67	15,605	0	16,867	-255	-2.0	16,612	16,612	
EE.68	13,642	0	14,760	-160	-1.0	14,600	14,600	
EE.70	53,607	0	58,084	-1,107	-2.0	56,977	56,977	
EE.71	52,172	0	56,545	-1,091	-2.0	55,454	55,454	
EE.72	2,675,877	0	2,883,835	-57,635	-2.0	2,826,200	2,826,200	
EE.73	61,692	0	66,859	-1,284	-2.0	65,575	65,575	
EE.76	24,969	0	27,078	-652	-2.0	26,426	26,426	
EE.78	127,359	0	138,053	-2,798	-2.0	135,255	135,255	
EE.79	387,882	0	420,444	-8,421	-2.0	412,023	412,023	
EE.80	15,700	0	17,014	-243	-1.0	16,771	16,771	
EE.81	54,915	0	59,528	-1,125	-2.0	58,403	58,403	
EE.82	1,101,466	0	1,193,130	-23,841	-2.0	1,169,289	1,169,289	
EE.83	2,982,973	0	3,127,827	-82,603	-3.0	3,045,224	3,045,224	
EE.85	80,781	0	87,551	-1,759	-2.0	85,792	85,792	
EE.88	134,752	0	146,094	-2,897	-2.0	143,197	143,197	
EE.89	405,161	0	439,200	-8,768	-2.0	430,432	430,432	
EE.90	562,713	0	609,973	-12,196	-2.0	597,777	597,777	
EE.91	1,654	0	1,654	0	0.0	1,654	1,654	
EE.92	56,783	0	61,558	-1,153	-2.0	60,405	60,405	
EE.93	7,651	0	8,395	0	0.0	8,395	8,395	
EE.95	24,155	0	26,220	-616	-2.0	25,604	25,604	
EE.97	173,803	0	188,406	-3,755	-2.0	184,651	184,651	
EE.100	2,305,508	0	2,382,563	-47,613	-2.0	2,334,950	2,334,950	
EE.103	37,407	0	40,566	-802	-2.0	39,764	39,764	
EE.104	221,544	0	240,164	-4,808	-2.0	235,356	235,356	
EE.105	766	0	766	0	0.0	766	0.766	
EE.113	70,577	0	76,506	-1,552	-2.0	74,954	74,954	
EE.107	29,531	0	32,039	-736	-2.0	31,303	31,303	
EE.109	39,075	0	42,345	-786	-2.0	41,559	41,559	
EE.110	1,103	0	1,103	0	0.0	1,103	1.103	
EE.111	11,523	0	12,504	-5	0.0	12,499	12,499	
EE.112	12,169	0	13,201	-21	0.0	13,180	13,180	
E.1	0	0	9,412,225	0	0.0	9,412,225	9,412,225	
E.3	0	0	4,459,662	0	0.0	4,459,662	4,459,662	
Zone Total			187,773,881	153,918	215,397,231	-6,155,729	209,241,502	209,241,496

Zone	Date	KWH from NYISO	Total Unaccounted Load per Subzone
31	Jul-18	53,585,937	1,193,703

Lse/Muni	PTID	NAME	CSS Load	Load Mod	Total-load mod w/losses	Unaccounted	Percent	Total - load mod w/losses + unaccounted	Mwh to NYISO
FF.1			19,854,766	223,482	21,267,219	626,252	3.0	21,893,471	21,893,450
FF.2			435,145	0	471,726	-9,425	-2.0	462,301	462,301
FF.3			129,884	0	140,793	-2,824	-2.0	137,969	137,969
FF.8			2,690	0	2,693	0	0.0	2,693	2,693
FF.10			25,688	0	27,835	-678	-2.0	27,157	27,157
FF.12			15,009	0	16,219	-221	-1.0	15,998	15,998
FF.13			933,309	0	1,004,555	-20,084	-2.0	984,471	984,471
FF.15			2,937,292	0	3,169,482	-63,328	-2.0	3,106,154	3,106,154
FF.16			1,974,267	0	2,140,101	-42,763	-2.0	2,097,338	2,097,338
FF.17			108,772	0	117,910	-2,327	-2.0	115,583	115,583
FF.19			2	0	2	0	0.0	2	0.002
FF.20			785,642	0	851,635	-17,029	-2.0	834,606	834,606
FF.21			26,637	0	28,832	-725	-3.0	28,107	28,107
FF.22			465,319	0	504,407	-10,083	-2.0	494,324	494,324
FF.23			167,165	0	181,212	-3,621	-2.0	177,591	177,591
FF.24			1,909,977	0	2,026,487	-40,499	-2.0	1,985,988	1,985,988
FF.25			44,181	0	47,935	-950	-2.0	46,985	46,985
FF.26			71,991	0	78,018	-1,585	-2.0	76,433	76,433
FF.29			112,502	0	121,957	-2,396	-2.0	119,561	119,561
FF.30			408,187	0	442,457	-8,836	-2.0	433,621	433,621
FF.31			65,288	0	70,755	-1,413	-2.0	69,342	69,342
FF.32			46,388	0	49,616	-990	-2.0	48,626	48,626
FF.33			6,305	0	7,025	0	0.0	7,025	7,025
FF.34			14,076	0	15,226	-172	-1.0	15,054	15,054
FF.35			44,975	0	48,759	-978	-2.0	47,781	47,781
FF.36			92,908	0	100,691	-2,041	-2.0	98,650	98,650
FF.37			7,370	0	8,114	0	0.0	8,114	8,114
FF.38			2,802	0	2,822	0	0.0	2,822	2,822

FF.40	1,272,589	0	1,379,492	-27,579	-2.0	1,351,913	1,351,913
FF.41	83,758	0	90,787	-1,812	-2.0	88,975	88,975
FF.42	4,825	0	5,304	0	0.0	5,304	5,304
FF.44	106	0	106	0	0.0	106	0.106
FF.45	0	0	0	0	0.0	0	0.000
FF.46	0	0	0	0	0.0	0	0.000
FF.48	0	0	0	0	0.0	0	0.000
FF.49	111	0	111	0	0.0	111	0.111
FF.50	0	0	0	0	0.0	0	0.000
FF.51	42,073	0	45,628	-925	-2.0	44,703	44,703
FF.52	138,949	0	141,824	-2,819	-2.0	139,005	139,005
FF.53	15,976	0	17,302	-270	-2.0	17,032	17,032
FF.54	296,859	0	321,795	-6,423	-2.0	315,372	315,372
FF.55	14,606	0	15,786	-201	-1.0	15,585	15,585
FF.56	8,666	0	9,429	0	0.0	9,429	9,429
FF.58	37,933	0	41,117	-772	-2.0	40,345	40,345
FF.59	28,224	0	30,589	-720	-2.0	29,869	29,869
FF.60	239,209	0	259,299	-5,176	-2.0	254,123	254,123
FF.61	15,309	0	16,562	-239	-1.0	16,323	16,323
FF.64	12,016	0	13,042	-17	0.0	13,025	13,025
FF.65	10,511	0	11,429	0	0.0	11,429	11,429
FF.66	50,695	0	54,954	-1,094	-2.0	53,860	53,860
FF.96	7,457	0	8,201	0	0.0	8,201	8,201
FF.67	418,764	0	453,934	-9,066	-2.0	444,868	444,868
FF.68	895,181	0	941,369	54,610	5.0	995,979	995,979
FF.69	143,120	0	155,145	9,034	6.0	164,179	164,179
FF.71	20,113	0	21,821	-459	-2.0	21,362	21,362
FF.74	3,505	0	3,724	0	0.0	3,724	3,724
FF.75	3,655	0	3,915	0	0.0	3,915	3,915
FF.76	190,560	0	206,567	-4,132	-2.0	202,435	202,435
FF.77	2,790	0	2,801	0	0.0	2,801	2,801
FF.78	18,576	0	20,184	-381	-2.0	19,803	19,803
FF.79	2,522	0	2,522	0	0.0	2,522	2,522
FF.81	6,348	0	7,071	0	0.0	7,071	7,071
FF.83	53,840	0	58,349	-1,113	-2.0	57,236	57,236
FF.95	114,359	0	122,977	-2,489	-2.0	120,488	120,488
FF.87	55,731	0	60,428	-1,137	-2.0	59,291	59,291
FF.90	9,848	0	10,707	0	0.0	10,707	10,707
FF.92	10,809	0	11,750	0	0.0	11,750	11,750
FF.93	1,968	0	1,968	0	0.0	1,968	1,968
FF.97	1,309	0	1,309	0	0.0	1,309	1,309
F.1	14,672,714	0	14,898,453	803,620	5.0	15,702,073	15,702,073
Zone Total	49,594,121	223,482	52,392,234	1,193,724		53,585,958	53,585,937
Grand Total	3,356,780,161	85,394,632	3,679,915,689	-58,484,486		3,621,431,203	3,621,431,213

Zone	Date	KWH from NYISO	Total Unaccounted Load per Subzone							
1	Aug-18	1,076,992,982	-10,592,988							
Lse/Muni	PTID	NAME	CSS Load	Load Mod	Total-load mod w/losses	Unaccounted	Percent	Total - load mod w/losses + unaccounted	Mwh to NYISO	
AA.1			336,234,457	99,208	361,869,821	-2,394,008	-1.0	359,475,813	359,475,776	
AA.2			1,938,088	0	2,100,882	-37,696	-2.0	2,063,186	2,063,186	
AA.136			64,886	0	70,301	-1,162	-2.0	69,139	69,139	
AA.3			1,470,074	0	1,593,556	-28,584	-2.0	1,564,972	1,564,972	
AA.8			9,014,230	0	9,689,876	-173,830	-2.0	9,516,046	9,516,046	
AA.10			979,533	0	1,061,808	-19,058	-2.0	1,042,750	1,042,750	
AA.11			4,367,554	0	4,686,835	-84,087	-2.0	4,602,748	4,602,748	
AA.12			18,235,063	0	19,303,735	-346,309	-2.0	18,957,426	18,957,426	
AA.13			18,394,393	0	18,969,309	-340,288	-2.0	18,629,021	18,629,021	
AA.14			4,147,091	0	4,341,994	-77,896	-2.0	4,264,098	4,264,098	
AA.16			963,651	0	983,941	2,847	0.0	986,788	986,788	
AA.17			2,949,671	0	3,140,577	-56,344	-2.0	3,084,233	3,084,233	
AA.18			4,704,645	0	5,066,659	-90,896	-2.0	4,975,763	4,975,763	
AA.19			3,444,204	0	3,706,963	-66,506	-2.0	3,640,457	3,640,457	
AA.21			8,739,906	0	9,202,546	-165,093	-2.0	9,037,453	9,037,453	
AA.22			89,097,106	0	94,911,532	-1,702,716	-2.0	93,208,816	93,208,816	
AA.23			22,378,186	0	23,756,899	-426,199	-2.0	23,330,700	23,330,700	
AA.24			2,557,205	0	2,750,861	-49,343	-2.0	2,701,518	2,701,518	
AA.25			4,306,786	0	4,397,227	-78,893	-2.0	4,318,334	4,318,334	
AA.26			225,247	0	244,161	-4,363	-2.0	239,798	239,798	
AA.27			150,661	0	163,322	-2,950	-2.0	160,372	160,372	
AA.28			5,306,468	0	5,583,264	-100,164	-2.0	5,483,100	5,483,100	
AA.29			41,383,176	0	44,047,100	-790,198	-2.0	43,256,902	43,256,902	
AA.30			12,692,053	0	13,700,006	-245,771	-2.0	13,454,235	13,454,235	
AA.31			3,682,310	0	3,990,426	-71,596	-2.0	3,918,830	3,918,830	
AA.32			2,067,384	0	2,240,043	-40,192	-2.0	2,199,851	2,199,851	
AA.122			174,002,468	0	178,254,985	-731,377	0.0	177,523,608	177,523,608	
AA.121			59,145,532	0	60,771,118	13,422	0.0	60,784,540	60,784,540	
AA.36			98,246	0	102,712	-1,724	-2.0	100,988	100,988	
AA.37			88,080	0	92,127	-1,498	-2.0	90,629	90,629	
AA.38			0	0	0	0	0.0	0	0	
AA.39			206,560	0	216,260	-4,046	-2.0	212,214	212,214	
AA.40			229,656	0	240,713	-4,328	-2.0	236,385	236,385	
AA.41			14,701	0	15,424	-209	-1.0	15,215	15,215	
AA.42			163,776	0	171,512	-3,008	-2.0	168,504	168,504	
AA.43			435,672	0	444,890	-7,973	-2.0	436,917	436,917	
AA.44			1,473,006	0	1,563,080	-28,027	-2.0	1,535,053	1,535,053	
AA.45			1,436,913	0	1,518,963	15,563	1.0	1,534,526	1,534,526	
AA.46			181,837	0	185,676	-3,314	-2.0	182,362	182,362	
AA.47			395,727	0	419,864	-7,448	-2.0	412,416	412,416	
AA.48			2,145,006	0	2,251,974	-40,407	-2.0	2,211,567	2,211,567	
AA.50			1,409,997	0	1,494,206	-26,820	-2.0	1,467,386	1,467,386	
AA.52			19,631,901	0	21,233,699	-380,920	-2.0	20,852,779	20,852,779	
AA.53			477,494	0	517,597	-9,277	-2.0	508,320	508,320	
AA.56			2,393,018	0	2,593,592	-46,539	-2.0	2,547,053	2,547,053	
AA.57			3,485,545	0	3,778,319	-67,771	-2.0	3,710,548	3,710,548	
AA.58			483,654	0	523,989	-9,412	-2.0	514,577	514,577	
AA.59			3,453,170	0	3,708,285	-66,531	-2.0	3,641,754	3,641,754	
AA.60			59,396	0	64,376	-1,094	-2.0	63,282	63,282	
AA.61			2,302,836	0	2,462,862	-44,182	-2.0	2,418,680	2,418,680	
AA.62			128,089	0	138,855	-2,500	-2.0	136,355	136,355	
AA.63			205,331	0	220,382	-3,932	-2.0	216,450	216,450	
AA.64			280,815	0	302,251	-5,428	-2.0	296,823	296,823	
AA.65			399,627	0	427,211	-7,670	-2.0	419,541	419,541	
AA.66			1,266,160	0	1,365,188	-24,499	-2.0	1,340,689	1,340,689	
AA.67			932,624	0	999,436	-17,935	-2.0	981,501	981,501	
AA.68			975,587	0	1,057,531	-18,967	-2.0	1,038,564	1,038,564	
AA.69			4,502,611	0	4,880,821	-87,553	-2.0	4,793,268	4,793,268	
AA.70			1,593,370	0	1,680,265	-30,137	-2.0	1,650,128	1,650,128	
AA.72			768,567	0	833,128	-14,947	-2.0	818,181	818,181	
AA.74			11,663,991	0	12,640,999	-226,790	-2.0	12,414,209	12,414,209	
AA.75			0	0	0	0	0.0	0	0	
AA.76			2,888,978	0	3,131,641	-56,198	-2.0	3,075,443	3,075,443	
AA.78			870,543	0	943,660	-16,922	-2.0	926,738	926,738	
AA.80			407,312	0	438,833	-7,871	-2.0	430,962	430,962	
AA.81			0	0	0	0	0.0	0	0	
AA.132			54,078	0	58,597	-1,016	-2.0	57,581	57,581	
AA.82			254,924	0	276,349	-4,964	-2.0	271,385	271,385	
AA.83			162,375	0	176,018	-3,149	-2.0	172,869	172,869	
AA.84			114,455	0	116,574	-2,119	-2.0	114,455	114,455	
AA.85			2,324,187	0	2,519,410	-45,200	-2.0	2,474,210	2,474,210	
AA.86			5,955	0	6,664	0	0.0	6,664	6,664	
AA.87			75,137	0	81,446	-1,476	-2.0	79,970	79,970	
AA.89			116,402	0	126,178	-2,264	-2.0	123,914	123,914	
AA.90			127,303	0	138,001	-2,474	-2.0	135,527	135,527	
AA.91			17,052,277	0	18,429,276	-330,623	-2.0	18,098,653	18,098,653	
AA.92			138,851	0	150,533	-2,740	-2.0	147,793	147,793	
AA.95			88,570	0	95,994	-1,781	-2.0	94,213	94,213	
AA.97			453,729	0	491,821	-8,828	-2.0	482,993	482,993	
AA.98			752,452	0	806,300	-14,461	-2.0	791,839	791,839	
AA.99			24,527	0	26,548	-592	-2.0	25,956	25,956	
AA.100			176,163	0	190,952	-3,413	-2.0	187,539	187,539	
AA.101			32,754,705	0	34,533,662	-619,546	-2.0	33,914,116	33,914,116	
AA.102			9,097,780	0	9,533,219	29,172	0.0	9,562,391	9,562,391	
AA.104			170,053	0	184,329	-3,309	-2.0	181,020	181,020	
AA.106			104,345	0	106,577	-2,134	-2.0	104,443	104,443	
AA.108			591,384	0	641,057	-11,499	-2.0	629,558	629,558	
AA.109			135,086	0	146,423	-2,656	-2.0	143,767	143,767	
AA.110			1,961,787	0	2,126,589	-38,147	-2.0	2,088,442	2,088,442	
AA.111			304,280	0	329,836	-5,956	-2.0	323,880	323,880	

AA.112	198,361	0	215,017	-3,860	-2.0	211,157	211,157	
AA.113	11,725	0	12,723	-4	0.0	12,719	12,719	
AA.115	87,711	0	95,069	-1,748	-2.0	93,321	93,321	
AA.117	549,493	0	595,636	-10,681	-2.0	584,955	584,955	
AA.120	2,968,566	0	3,207,242	-57,522	-2.0	3,149,720	3,149,720	
AA.123	56,185	0	60,899	-1,054	-2.0	59,845	59,845	
AA.124	689,469	0	747,376	-13,398	-2.0	733,978	733,978	
AA.125	154,079	0	167,036	-3,006	-2.0	164,030	164,030	
AA.134	93,815	0	101,700	-1,854	-2.0	99,846	99,846	
AA.127	187,208	0	202,931	-3,645	-2.0	199,286	199,286	
AA.133	87,703	0	95,069	-1,785	-2.0	93,284	93,284	
AA.129	505,194	0	547,625	-9,827	-2.0	537,798	537,798	
AA.130	9,154	0	9,941	0	0.0	9,941	9,941	
AA.131	2,520,001	0	2,652,469	-47,570	-2.0	2,604,899	2,604,899	
AA.135	87,035	0	94,341	-1,749	-2.0	92,592	92,592	
A.1	2,120,627	0	2,180,581	15,788	1.0	2,196,369	2,196,369	
A.2	0	0	17,687,372	0	0.0	17,687,372	17,687,372	
A.3	0	0	2,534,726	0	0.0	2,534,726	2,534,726	
A.4	0	0	12,474,442	0	0.0	12,474,442	12,474,442	
A.5	0	0	0	0	0.0	0	0,000	
A.6	0	0	18,700,996	0	0.0	18,700,996	18,700,996	
A.7	0	0	597,036	0	0.0	597,036	597,036	
A.8	0	0	53,322	-2,297	-5.0	51,025	51,025	
Zone Total			977,458,955	99,208	1,087,585,970	-10,592,951	1,076,993,019	1,076,992,982

Zone	Date	KWH from NYISO	Total Unaccounted Load per Subzone
2	Aug-18	673,364,767	-6,641,384

Lse/Muni	PTID	NAME	CSS Load	Load Mod	Total-load mod w/losses	Unaccounted	Percent	Total - load mod w/losses + unaccounted	Mwh to NYISO
BB.1			298,289,337	26,051,861	294,415,272	-1,779,897	-1.0	292,635,375	292,635,384
BB.2			3,632,897	0	3,938,063	-70,658	-2.0	3,867,405	3,867,405
BB.3			846,891	0	899,663	-16,137	-2.0	883,526	883,526
BB.4			1,489,751	0	1,614,879	-28,962	-2.0	1,585,917	1,585,917
BB.9			1,001,534	0	1,081,872	-19,408	-2.0	1,062,464	1,062,464
BB.11			931,318	0	1,009,558	-18,104	-2.0	991,454	991,454
BB.13			349,669	0	379,045	-6,812	-2.0	372,233	372,233
BB.15			148,514	0	151,628	-2,732	-2.0	148,896	148,896
BB.16			76,382,967	0	81,777,272	-1,467,099	-2.0	80,310,173	80,310,173
BB.17			27,270,534	0	29,085,912	-521,800	-2.0	28,564,112	28,564,112
BB.18			10,217,524	0	10,593,484	-190,050	-2.0	10,403,434	10,403,434
BB.19			306,310	0	332,043	-5,979	-2.0	326,064	326,064
BB.20			15,623	0	16,924	-166	-1.0	16,758	16,758
BB.21			18,120,650	0	19,005,461	-340,960	-2.0	18,664,501	18,664,501
BB.22			41,551,382	0	44,337,047	-795,407	-2.0	43,541,640	43,541,640
BB.23			2,464,385	0	2,669,976	-47,909	-2.0	2,622,067	2,622,067
BB.24			2,582,008	0	2,798,899	-50,234	-2.0	2,748,665	2,748,665
BB.25			2,359,708	0	2,557,901	-45,890	-2.0	2,512,011	2,512,011
BB.29			972,678	0	993,071	-17,824	-2.0	975,247	975,247
BB.30			1,083,480	0	1,106,258	-19,916	-2.0	1,086,342	1,086,342
BB.31			0	0	0	0	0.0	0	0,000
BB.32			79,272	0	81,048	-1,376	-2.0	79,672	79,672
BB.33			0	0	0	0	0.0	0	0,000
BB.34			1,708,668	0	1,744,616	-31,396	-2.0	1,713,220	1,713,220
BB.35			0	0	0	0	0.0	0	0,000
BB.36			4,178,966	0	4,266,752	-76,519	-2.0	4,190,233	4,190,233
BB.37			0	0	0	0	0.0	0	0,000
BB.38			1,691,468	0	1,802,475	-32,335	-2.0	1,770,140	1,770,140
BB.39			1,134,039	0	1,203,222	-21,584	-2.0	1,181,638	1,181,638
BB.41			2,013,062	0	2,182,153	-39,138	-2.0	2,143,015	2,143,015
BB.42			365,435	0	396,130	-7,115	-2.0	389,015	389,015
BB.45			1,357,039	0	1,471,028	-26,390	-2.0	1,444,638	1,444,638
BB.46			3,290,557	0	3,566,972	-64,000	-2.0	3,502,972	3,502,972
BB.47			532,960	0	577,729	-10,374	-2.0	567,355	567,355
BB.48			14,759,305	0	15,792,487	-283,305	-2.0	15,509,182	15,509,182
BB.49			44,012	0	47,722	-868	-2.0	46,854	46,854
BB.50			98,024	0	106,241	-1,902	-2.0	104,339	104,339
BB.51			621,532	0	673,734	-12,085	-2.0	661,649	661,649
BB.52			3,429,777	0	3,717,877	-66,704	-2.0	3,651,173	3,651,173
BB.53			237,449	0	257,390	-4,607	-2.0	252,783	252,783
BB.54			759,599	0	823,403	-14,779	-2.0	808,624	808,624
BB.56			700	0	700	0	0.0	700	0,700
BB.57			6,762	0	7,076	-30	0.0	7,046	7,046
BB.58			8,394,446	0	9,099,378	-163,227	-2.0	8,936,151	8,936,151
BB.59			2,553,782	0	2,768,300	-49,657	-2.0	2,718,643	2,718,643
BB.61			357,511	0	387,529	-6,928	-2.0	380,601	380,601
BB.63			73,746	0	79,946	-1,448	-2.0	78,498	78,498
BB.64			952	0	996	-12	-1.0	984	0,984
BB.65			173	0	173	0	0.0	173	0,173
BB.66			26,334	0	27,933	-533	-2.0	27,400	27,400
BB.67			2,271	0	2,377	-51	-2.0	2,326	2,326
BB.68			3,887	0	4,082	-96	-2.0	3,986	3,986
BB.69			15,149	0	15,878	-301	-2.0	15,577	15,577
BB.70			15,601	0	15,903	-286	-2.0	15,617	15,617
BB.71			6,698,496	0	6,839,810	-122,711	-2.0	6,717,099	6,717,099
BB.72			216,865	0	235,081	-4,220	-2.0	230,861	230,861
BB.73			176,042	0	190,837	-3,409	-2.0	187,428	187,428
BB.74			2,066,172	0	2,109,584	-37,840	-2.0	2,071,744	2,071,744
BB.75			1,886,636	0	2,044,183	-36,678	-2.0	2,007,505	2,007,505
BB.76			63,443	0	68,754	-1,148	-2.0	67,606	67,606
BB.77			105,583	0	114,442	-2,041	-2.0	112,401	112,401
BB.79			735,338	0	797,096	-14,299	-2.0	782,799	782,799
BB.80			105,574	0	114,437	-2,032	-2.0	112,405	112,405
BB.81			1,415,483	0	1,530,192	-27,454	-2.0	1,502,738	1,502,738

BB.82	129,202	0	140,047	-2,511	-2.0	137,536	137,536
BB.85	34,244	0	37,116	-746	-2.0	36,370	36,370
BB.87	298,183	0	323,221	-5,790	-2.0	317,431	317,431
BB.88	468,481	0	507,829	-9,102	-2.0	498,727	498,727
BB.89	106,316	0	115,223	-2,070	-2.0	113,153	113,153
BB.90	2,268,112	0	2,458,637	-44,109	-2.0	2,414,528	2,414,528
BB.92	98,894	0	107,217	-1,918	-2.0	105,299	105,299
BB.93	11,923,062	0	12,471,367	197,193	2.0	12,668,560	12,668,560
BB.95	144,667	0	156,821	-2,825	-2.0	153,996	153,996
BB.98	291,658	0	316,157	-5,673	-2.0	310,484	310,484
BB.99	338,406	0	366,821	-6,572	-2.0	360,249	360,249
BB.100	1,110,439	0	1,203,715	-21,607	-2.0	1,182,108	1,182,108
BB.101	20,756	0	22,518	-401	-2.0	22,117	22,117
BB.102	150,128	0	162,749	-2,919	-2.0	159,830	159,830
BB.103	22,954	0	24,868	-463	-2.0	24,405	24,405
BB.105	107,113	0	116,095	-2,055	-2.0	114,040	114,040
BB.107	265,737	0	288,060	-5,165	-2.0	282,895	282,895
BB.110	2,805,788	0	3,017,953	-54,143	-2.0	2,963,810	2,963,810
BB.111	14,293	0	15,444	-103	-1.0	15,341	15,341
BB.112	326,834	0	354,275	-6,351	-2.0	347,924	347,924
BB.113	53,532	0	58,013	-1,016	-2.0	56,997	56,997
BB.114	263,302	0	268,871	-4,859	-2.0	264,012	264,012
BB.125	431,736	0	466,343	-8,369	-2.0	457,974	457,974
BB.116	177,159	0	192,046	-3,425	-2.0	188,621	188,621
BB.122	50,574	0	54,799	-963	-2.0	53,836	53,836
BB.118	122,540	0	132,843	-2,344	-2.0	130,499	130,499
BB.119	5,947	0	6,654	0	0.0	6,654	6,654
BB.121	1,195,582	0	1,269,349	-22,774	-2.0	1,246,575	1,246,575
BB.124	282,736	0	306,473	-5,493	-2.0	300,980	300,980
B.2	0	0	72,027,390	0	0.0	72,027,390	72,027,390
B.3	0	0	19,087,343	0	0	19,087,343	19,087,343
Zone Total	574,747,645	26,051,861	680,006,151	-6,641,393		673,364,758	673,364,758

Zone	Date	KWH from NYISO	Total Unaccounted Load per Subzone
3	Aug-18	406,570,289	-6,899,414

Lse/Muni	PTID	NAME	CSS Load	Load Mod	Total-load mod w/losses	Unaccounted	Percent	Total - load mod w/losses + unaccounted	Mwh to NYISO
CC.1			174,895,692	27,305,639	161,277,323	-3,280,474	-2.0	157,996,849	157,996,880
CC.2			3,284,460	0	3,560,352	-63,885	-2.0	3,496,467	3,496,467
CC.3			118,521	0	128,483	-2,296	-2.0	126,187	126,187
CC.4			1,031,001	0	1,117,594	-20,045	-2.0	1,097,549	1,097,549
CC.9			455,290	0	492,366	-8,835	-2.0	483,531	483,531
CC.11			582,777	0	631,733	-11,333	-2.0	620,400	620,400
CC.13			179,077	0	194,124	-3,470	-2.0	190,654	190,654
CC.14			0	0	0	0	0.0	0	0.000
CC.15			3,399,126	0	3,680,865	-66,027	-2.0	3,614,838	3,614,838
CC.17			65,952,189	0	69,944,164	-1,254,790	-2.0	68,689,374	68,689,374
CC.18			20,122,899	0	21,425,560	-384,382	-2.0	21,041,178	21,041,178
CC.19			1,724,973	0	1,869,859	-33,544	-2.0	1,836,315	1,836,315
CC.20			527,303	0	571,594	-10,239	-2.0	561,355	561,355
CC.21			14,578	0	15,743	-133	-1.0	15,610	15,610
CC.22			4,157,242	0	4,395,983	-78,877	-2.0	4,317,106	4,317,106
CC.23			19,314,754	0	20,645,414	-370,383	-2.0	20,275,031	20,275,031
CC.24			1,299,130	0	1,407,048	-25,233	-2.0	1,381,815	1,381,815
CC.25			2,851,698	0	3,088,279	-55,401	-2.0	3,032,878	3,032,878
CC.26			4,346,972	0	4,662,948	-83,645	-2.0	4,579,303	4,579,303
CC.30			86,448	0	88,249	-1,750	-2.0	86,499	86,499
CC.31			121,984	0	124,488	-2,236	-2.0	122,252	122,252
CC.32			6,766,721	0	7,195,382	-129,092	-2.0	7,066,290	7,066,290
CC.33			2,603	0	2,603	0	0.0	2,603	2,603
CC.35			414,176	0	448,962	-8,067	-2.0	440,895	440,895
CC.36			289,893	0	314,237	-5,626	-2.0	308,611	308,611
CC.37			237,176	0	242,156	-4,350	-2.0	237,806	237,806
CC.40			1,256,485	0	1,362,018	-24,432	-2.0	1,337,586	1,337,586
CC.41			4,714,141	0	5,110,119	-91,674	-2.0	5,018,445	5,018,445
CC.42			355,724	0	385,595	-6,890	-2.0	378,705	378,705
CC.43			7,611,351	0	8,161,019	-146,409	-2.0	8,014,610	8,014,610
CC.44			27,211	0	29,454	-692	-2.0	28,762	28,762
CC.45			74,233	0	80,445	-1,442	-2.0	79,003	79,003
CC.46			42,452	0	43,187	-734	-2.0	42,453	42,453
CC.47			471,555	0	511,168	-9,174	-2.0	501,994	501,994
CC.48			3,128,165	0	3,390,936	-60,841	-2.0	3,330,095	3,330,095
CC.49			131,883	0	142,956	-2,558	-2.0	140,398	140,398
CC.50			481,084	0	521,496	-9,361	-2.0	512,135	512,135
CC.52			10,824,755	0	11,733,782	-210,492	-2.0	11,523,290	11,523,290
CC.96			2,038,651	0	2,209,899	-39,648	-2.0	2,170,251	2,170,251
CC.54			157,059	0	170,256	-3,026	-2.0	167,230	167,230
CC.57			201	0	215	0	0.0	215	0.215
CC.58			12	0	13	0	0.0	13	0.013
CC.59			0	0	0	0	0.0	0	0.000
CC.60			1	0	1	0	0.0	1	0.001
CC.61			2,090	0	2,237	0	0.0	2,237	2.237
CC.62			6,788	0	7,138	0	0.0	7,138	7.138
CC.63			0	0	0	0	0.0	0	0.000
CC.64			10	0	10	0	0.0	10	0.010
CC.65			0	0	0	0	0.0	0	0.000
CC.66			0	0	0	0	0.0	0	0.000
CC.67			5,064	0	5,439	0	0.0	5,439	5.439
CC.68			2,342	0	2,347	0	0.0	2,347	2.347
CC.69			5,522	0	6,009	0	0.0	6,009	6.009
CC.70			3,309	0	3,309	0	0.0	3,309	3.309

CC.71	6,912	0	7,376	0	0.0	7,376	7.376
CC.72	0	0	0	0	0.0	0	0.000
CC.73	0	0	0	0	0.0	0	0.000
CC.74	106	0	109	-1	-1.0	108	0.108
CC.75	14	0	14	0	0.0	14	0.014
CC.76	236	0	242	-6	-3.0	236	0.236
CC.77	5	0	5	0	0.0	5	0.005
CC.78	0	0	0	0	0.0	0	0.000
CC.79	5,910	0	5,910	0	0.0	5,910	5.910
CC.80	0	0	0	0	0.0	0	0.000
CC.81	11,775	0	12,181	-328	-3.0	11,853	11.853
CC.82	1,996	0	1,996	0	0.0	1,996	1.996
CC.83	0	0	0	0	0.0	0	0.000
CC.84	1,175	0	1,224	-3	0.0	1,221	1.221
CC.85	0	0	0	0	0.0	0	0.000
CC.86	942	0	954	0	0.0	954	0.954
CC.87	22	0	22	0	0.0	22	0.022
CC.88	16	0	16	0	0.0	16	0.016
CC.89	13	0	13	0	0.0	13	0.013
CC.90	15	0	15	0	0.0	15	0.015
CC.91	11	0	11	0	0.0	11	0.011
CC.92	85	0	85	0	0.0	85	0.085
CC.93	252	0	268	-5	-2.0	263	0.263
CC.145	2,272,484	0	2,410,641	-43,250	-2.0	2,367,391	2,367.391
CC.94	194,229	0	210,550	-3,782	-2.0	206,768	206.768
CC.95	113,102	0	122,599	-2,176	-2.0	120,423	120.423
CC.97	2,285,296	0	2,476,740	-44,429	-2.0	2,432,311	2,432.311
CC.98	87,395	0	94,734	-1,765	-2.0	92,969	92.969
CC.99	134,906	0	146,253	-2,655	-2.0	143,598	143.598
CC.101	761,756	0	825,733	-14,818	-2.0	810,915	810.915
CC.102	55,358	0	60,010	-1,042	-2.0	58,968	58.968
CC.103	775,504	0	840,662	-15,087	-2.0	825,575	825.575
CC.104	189,369	0	205,271	-3,699	-2.0	201,572	201.572
CC.107	43,033	0	46,634	-798	-2.0	45,836	45.836
CC.109	523,863	0	567,853	-10,192	-2.0	557,661	557.661
CC.110	558,755	0	605,689	-10,865	-2.0	594,824	594.824
CC.111	72,646	0	78,745	-1,382	-2.0	77,363	77.363
CC.112	44,976	0	45,925	-822	-2.0	45,103	45.103
CC.113	2,232,106	0	2,419,608	-43,406	-2.0	2,376,202	2,376.202
CC.114	704,910	0	764,125	-13,717	-2.0	750,408	750.408
CC.115	27,687	0	30,018	-713	-2.0	29,305	29.305
CC.116	14,470,076	0	15,105,031	109,947	1.0	15,214,978	15,214.978
CC.118	188,862	0	204,730	-3,656	-2.0	201,074	201.074
CC.121	114,991	0	124,664	-2,218	-2.0	122,446	122.446
CC.122	106,417	0	115,349	-2,048	-2.0	113,301	113.301
CC.123	1,090,468	0	1,182,052	-21,212	-2.0	1,160,840	1,160.840
CC.124	89,505	0	97,018	-1,775	-2.0	95,243	95.243
CC.125	135,142	0	146,477	-2,672	-2.0	143,805	143.805
CC.126	17,975	0	19,559	-286	-1.0	19,273	19.273
CC.128	31,470	0	34,165	-744	-2.0	33,421	33.421
CC.130	242,723	0	263,123	-4,720	-2.0	258,403	258.403
CC.133	5,951,224	0	6,167,663	-110,631	-2.0	6,057,032	6,057.032
CC.134	17,471	0	18,951	-266	-1.0	18,685	18.685
CC.135	334,632	0	362,722	-6,515	-2.0	356,207	356.207
CC.136	17,676	0	19,155	-297	-2.0	18,858	18.858
CC.148	130,015	0	140,938	-2,528	-2.0	138,410	138.410
CC.138	88,099	0	95,491	-1,771	-2.0	93,720	93.720
CC.146	16,532	0	17,901	-216	-1.0	17,685	17.685
CC.140	109,998	0	119,244	-2,124	-2.0	117,120	117.120
CC.141	10,604	0	11,540	0	0.0	11,540	11.540
CC.142	128,593	0	131,380	-2,311	-2.0	129,069	129.069
CC.143	70,000	0	71,480	-1,276	-2.0	70,204	70.204
CC.144	1,081,987	0	1,120,738	-20,106	-2.0	1,100,632	1,100.632
CC.147	71,482	0	77,480	-1,324	-2.0	76,156	76.156
CC.149	0	0	0	0	0.0	0	0.000
C.1	5,439,131	0	5,494,060	42,933	1.0	5,536,993	5,536.993
C.2	0	0	9,956,864	0	0.0	9,956,864	9,956.864
C.3	0	0	1,614,811	0	0.0	1,614,811	1,614.811
C.4	511,686	0	535,680	4,145	1.0	539,825	539.825
C.5	23,630	0	24,186	321	1.0	24,507	24.507
C.6	0	0	8,537,388	0	0.0	8,537,388	8,537.388
C.7	0	0	0	0	0.0	0	0.000
C.8	7,682,035	0	7,843,354	-140,711	-2.0	7,702,643	7,702.643
C.9	410,500	0	429,721	-957	-0.2232	428,764	428.764
Zone Total		393,206,555	27,305,639	413,469,703	-6,899,445	406,570,258	406,570.289

Zone	Date	KWH from NVISO	Total Unaccounted Load per Subzone
4	Aug-18	1,132,032,361	3,870,307

Lse/Muni	PTID	NAME	CSS Load	Load Mod	Total-load mod w/losses	Unaccounted	Percent	Total - load mod w/losses + unaccounted	Mwh to NVISO
DD.1			447,650,503	34,390,267	448,454,210	12,916,553	3.0	461,370,763	461,370.781
DD.2			5,928,927	0	6,426,803	-115,310	-2.0	6,311,493	6,311.493
DD.3			167,221	0	181,252	-3,245	-2.0	178,007	178.007
DD.4			3,258,443	0	3,532,148	-63,360	-2.0	3,468,788	3,468.788
DD.9			915,525	0	983,006	-17,634	-2.0	965,372	965.372
DD.11			1,014,284	0	1,099,475	-19,721	-2.0	1,079,754	1,079.754
DD.13			8,219,076	0	8,391,673	300,030	3.0	8,691,703	8,691.703
DD.14			1,349,216	0	1,441,549	-25,858	-2.0	1,415,691	1,415.691
DD.15			58,132	0	63,009	-1,088	-2.0	61,921	61.921
DD.17			166,780,199	0	176,811,673	-3,171,999	-2.0	173,639,674	173,639.674
DD.18			165,104,783	0	171,576,961	-3,078,097	-2.0	168,498,864	168,498.864

DD.19	29,849,253	0	31,053,378	-557,104	-2.0	30,496,274	30,496,274
DD.20	741,729	0	804,033	-14,416	-2.0	789,617	789,617
DD.21	59,606	0	64,606	-1,191	-2.0	63,415	63,415
DD.22	4,396,067	0	4,628,532	-83,033	-2.0	4,545,499	4,545,499
DD.23	40,926,482	0	44,069,944	-790,600	-2.0	43,279,344	43,279,344
DD.24	258,336	0	280,058	-5,009	-2.0	275,049	275,049
DD.25	5,260,592	0	5,700,869	-102,266	-2.0	5,598,603	5,598,603
DD.26	8,785,569	0	9,489,293	-170,244	-2.0	9,319,049	9,319,049
DD.29	74,133	0	75,697	-1,358	-2.0	74,339	74,339
DD.30	28,830,460	0	30,097,036	-539,941	-2.0	29,557,095	29,557,095
DD.34	631,130	0	684,155	-12,281	-2.0	671,874	671,874
DD.35	534,212	0	579,081	-10,396	-2.0	568,685	568,685
DD.38	5,125,036	0	5,555,308	-99,666	-2.0	5,455,642	5,455,642
DD.39	8,563,962	0	9,228,339	-165,560	-2.0	9,062,779	9,062,779
DD.40	1,093,437	0	1,185,290	-21,275	-2.0	1,164,015	1,164,015
DD.41	9,242,663	0	10,005,591	-179,495	-2.0	9,826,096	9,826,096
DD.42	16,826	0	17,181	-308	-2.0	16,873	16,873
DD.43	427,699	0	436,675	-7,834	-2.0	428,841	428,841
DD.44	73,758	0	79,950	-1,443	-2.0	78,507	78,507
DD.45	450,469	0	488,299	-8,760	-2.0	479,539	479,539
DD.46	1,598,647	0	1,732,932	-31,070	-2.0	1,701,862	1,701,862
DD.47	3,719,091	0	4,031,501	-72,320	-2.0	3,959,181	3,959,181
DD.48	916,651	0	993,630	-17,830	-2.0	975,800	975,800
DD.49	6,076,459	0	6,584,863	-118,135	-2.0	6,466,728	6,466,728
DD.51	21,483,371	0	23,287,164	-417,772	-2.0	22,869,392	22,869,392
DD.52	121,971	0	124,553	-2,215	-2.0	122,338	122,338
DD.53	5,469,152	0	5,924,747	-106,306	-2.0	5,818,441	5,818,441
DD.56	829,245	0	898,910	-16,125	-2.0	882,785	882,785
DD.57	164,722	0	178,550	-3,184	-2.0	175,366	175,366
DD.58	7,850	0	7,877	-6	0.0	7,871	7,871
DD.59	3,245	0	3,245	0	0.0	3,245	3,245
DD.60	726	0	726	0	0.0	726	726
DD.61	735	0	772	0	0.0	772	772
DD.62	10,734	0	11,254	-207	-2.0	11,047	11,047
DD.63	1,488	0	1,488	0	0.0	1,488	1,488
DD.64	7,922	0	8,098	-131	-2.0	7,967	7,967
DD.65	1	0	1	0	0.0	1	0.001
DD.66	0	0	0	0	0.0	0	0.000
DD.68	394	0	406	-11	-3.0	395	0.395
DD.69	6,380,712	0	6,678,618	-119,815	-2.0	6,558,803	6,558,803
DD.70	509,229	0	551,989	-9,904	-2.0	542,085	542,085
DD.71	0	0	0	0	0.0	0	0.000
DD.72	358,463	0	388,557	-6,955	-2.0	381,602	381,602
DD.73	2,373,718	0	2,423,560	-43,480	-2.0	2,380,080	2,380,080
DD.74	3,865,937	0	4,190,359	-75,172	-2.0	4,115,187	4,115,187
DD.75	254,419	0	275,222	-4,941	-2.0	270,281	270,281
DD.76	209,113	0	226,666	-4,056	-2.0	222,610	222,610
DD.78	2,724,109	0	2,952,719	-52,968	-2.0	2,899,751	2,899,751
DD.79	188,792	0	204,644	-3,663	-2.0	200,981	200,981
DD.80	626,013	0	678,584	-12,176	-2.0	666,408	666,408
DD.81	0	0	0	0	0.0	0	0.000
DD.82	949,752	0	969,698	-17,388	-2.0	952,310	952,310
DD.83	246,456	0	251,728	-4,524	-2.0	247,204	247,204
DD.84	374,905	0	406,389	-7,297	-2.0	399,092	399,092
DD.87	212,891	0	230,759	-4,143	-2.0	226,616	226,616
DD.89	8,947,696	0	9,462,688	-169,768	-2.0	9,292,920	9,292,920
DD.90	1,517,699	0	1,645,194	-29,529	-2.0	1,615,665	1,615,665
DD.91	90,265	0	97,833	-1,831	-2.0	96,002	96,002
DD.92	5,662,439	0	6,138,088	-110,117	-2.0	6,027,971	6,027,971
DD.93	559,193	0	606,174	-10,875	-2.0	595,299	595,299
DD.94	18,315	0	19,907	-357	-2.0	19,550	19,550
DD.95	42,407,206	0	43,654,582	1,888,465	4.0	45,543,047	45,543,047
DD.97	717,531	0	777,806	-13,950	-2.0	763,856	763,856
DD.100	976,741	0	1,058,786	-19,007	-2.0	1,039,779	1,039,779
DD.101	163,340	0	177,072	-3,159	-2.0	173,913	173,913
DD.102	2,139,242	0	2,318,950	-41,610	-2.0	2,277,340	2,277,340
DD.103	1,465,500	0	1,588,613	-28,493	-2.0	1,560,120	1,560,120
DD.104	275,020	0	298,124	-5,351	-2.0	292,773	292,773
DD.105	49,578	0	53,720	-968	-2.0	52,752	52,752
DD.107	1,058,446	0	1,147,358	-20,589	-2.0	1,126,769	1,126,769
DD.109	535,574	0	580,574	-10,416	-2.0	570,158	570,158
DD.112	8,981,698	0	9,692,726	-173,894	-2.0	9,518,832	9,518,832
DD.113	278,630	0	302,035	-5,402	-2.0	296,633	296,633
DD.114	820,161	0	889,049	-15,945	-2.0	873,104	873,104
DD.115	74,160	0	80,367	-1,395	-2.0	78,972	78,972
DD.124	227,534	0	246,648	-4,407	-2.0	242,241	242,241
DD.127	452,007	0	489,986	-8,779	-2.0	481,207	481,207
DD.123	118,852	0	128,792	-2,264	-2.0	126,528	126,528
DD.119	201,545	0	218,462	-3,924	-2.0	214,538	214,538
DD.120	51,424	0	55,723	-983	-2.0	54,740	54,740
DD.122	3,568,278	0	3,868,025	-69,408	-2.0	3,798,617	3,798,617
DD.125	100,781	0	109,236	-1,957	-2.0	107,279	107,279
DD.126	279,832	0	303,351	-5,436	-2.0	297,915	297,915
D.1	0	0	1,142,646	0	0.0	1,142,646	1,142,646
D.2	0	0	0	0	0.0	0	0.000
D.3	487	0	498	351	41.0	849	0.849
D.4	343	0	351	274	44.0	625	0.625
D.5	50,197	0	52,555	3,043	5.0	55,598	55,598
D.6	222,421	0	224,670	-4,030	-2.0	220,640	220,640
D.7	19,437	0	19,636	-352	-2.0	19,284	19,284
D.8	39,101	0	39,492	-709	-2.0	38,783	38,783
D.14	2,906,031	0	2,967,054	-53,236	-1.82702	2,913,818	2,913,818
Zone Total	1,090,451,345	34,390,267	1,128,162,054	3,870,289		1,132,032,343	1,132,032,361

Zone	Date	KWH from NYISO	Total Unaccounted Load per Subzone							
29	Aug-18	211,097,226	-3,222,623							
Lse/Muni	PTID	NAME	CSS Load	Load Mod	Total-load mod w/losses	Unaccounted	Percent	Total - load mod w/losses + unaccounted	Mwh to NYISO	
EE.1			91,366,971	144,222	98,525,259	-1,646,537	-2.0	96,878,722	96,878,745	
EE.2			1,206,133	0	1,307,459	-23,455	-2.0	1,284,004	1,284,004	
EE.3			8,308	0	9,054	0	0.0	9,054	9,054	
EE.4			363,012	0	393,507	-7,061	-2.0	386,446	386,446	
EE.9			5,408,911	0	5,772,560	-103,556	-2.0	5,669,004	5,669,004	
EE.11			257,977	0	279,651	-5,032	-2.0	274,619	274,619	
EE.12			13,890	0	15,030	-98	-1.0	14,932	14,932	
EE.14			90,392	0	98,015	-1,727	-2.0	96,288	96,288	
EE.15			458,313	0	496,807	-8,919	-2.0	487,888	487,888	
EE.16			336,185	0	364,439	-6,535	-2.0	357,904	357,904	
EE.17			294,372	0	319,095	-5,714	-2.0	313,381	313,381	
EE.19			1,030	0	1,030	0	0.0	1,030	1,030	
EE.20			20,802,053	0	22,150,831	-397,388	-2.0	21,753,443	21,753,443	
EE.21			6,253,662	0	6,683,160	-119,895	-2.0	6,563,265	6,563,265	
EE.22			917,182	0	994,232	-17,842	-2.0	976,390	976,390	
EE.23			40,323	0	43,693	-756	-2.0	42,937	42,937	
EE.24			6,609	0	7,351	0	0.0	7,351	7,351	
EE.25			2,570,568	0	2,727,370	-48,939	-2.0	2,678,431	2,678,431	
EE.26			6,488,812	0	6,924,298	-124,219	-2.0	6,800,079	6,800,079	
EE.27			1,252,757	0	1,351,218	-24,236	-2.0	1,326,982	1,326,982	
EE.28			1,142,579	0	1,236,272	-22,167	-2.0	1,214,105	1,214,105	
EE.29			1,428,463	0	1,548,334	-27,773	-2.0	1,520,561	1,520,561	
EE.102			5,766,069	0	6,039,122	6,424	0.0	6,045,546	6,045,546	
EE.101			783,982	0	800,447	8,578	1.0	809,025	809,025	
EE.34			107,694	0	109,914	-1,937	-2.0	107,977	107,977	
EE.35			5,358,888	0	5,471,429	-98,166	-2.0	5,373,263	5,373,263	
EE.36			2,896,001	0	3,062,395	-54,943	-2.0	3,007,452	3,007,452	
EE.39			3,893,292	0	4,214,212	-75,614	-2.0	4,138,598	4,138,598	
EE.40			230,472	0	249,809	-4,480	-2.0	245,329	245,329	
EE.42			545,698	0	591,456	-10,605	-2.0	580,851	580,851	
EE.43			1,606,654	0	1,741,601	-31,237	-2.0	1,710,364	1,710,364	
EE.44			383,029	0	306,805	-5,491	-2.0	301,314	301,314	
EE.45			1,710,407	0	1,850,804	-33,203	-2.0	1,817,601	1,817,601	
EE.46			20,599	0	22,394	-371	-2.0	22,023	22,023	
EE.47			28,266	0	30,629	-718	-2.0	29,911	29,911	
EE.48			45,330	0	47,864	-875	-2.0	46,989	46,989	
EE.49			385,463	0	415,765	-7,460	-2.0	408,305	408,305	
EE.50			1,419,813	0	1,539,068	-27,611	-2.0	1,511,457	1,511,457	
EE.51			231,733	0	251,187	-4,478	-2.0	246,709	246,709	
EE.52			185,968	0	201,591	-3,629	-2.0	197,962	197,962	
EE.54			4,257,672	0	4,615,318	-82,796	-2.0	4,532,522	4,532,522	
EE.55			700,016	0	758,813	-13,607	-2.0	745,206	745,206	
EE.57			30,174	0	32,737	-736	-2.0	32,001	32,001	
EE.59			13,119	0	14,215	-53	0.0	14,162	14,162	
EE.60			1,538	0	1,542	0	0.0	1,542	1,542	
EE.61			0	0	0	0	0.0	0	0.000	
EE.62			285	0	300	0	0.0	300	0.300	
EE.63			957,796	0	1,016,235	-18,224	-2.0	998,011	998,011	
EE.64			107,202	0	116,204	-2,063	-2.0	114,141	114,141	
EE.65			41,635	0	45,124	-799	-2.0	44,325	44,325	
EE.66			755,921	0	819,422	-14,697	-2.0	804,725	804,725	
EE.67			15,967	0	17,259	-211	-1.0	17,048	17,048	
EE.68			18,131	0	19,733	-292	-2.0	19,441	19,441	
EE.70			47,802	0	51,833	-942	-2.0	50,891	50,891	
EE.71			45,080	0	48,873	-892	-2.0	47,981	47,981	
EE.72			2,710,402	0	2,919,892	-52,385	-2.0	2,867,507	2,867,507	
EE.73			58,281	0	63,180	-1,077	-2.0	62,103	62,103	
EE.76			23,244	0	25,201	-504	-2.0	24,697	24,697	
EE.78			118,035	0	127,945	-2,288	-2.0	125,657	125,657	
EE.79			361,486	0	391,863	-7,031	-2.0	384,832	384,832	
EE.80			15,574	0	16,834	-178	-1.0	16,656	16,656	
EE.81			51,007	0	55,290	-987	-2.0	54,303	54,303	
EE.82			1,141,454	0	1,236,590	-22,178	-2.0	1,214,412	1,214,412	
EE.83			3,192,557	0	3,345,884	27,732	1.0	3,373,616	3,373,616	
EE.85			72,718	0	78,828	-1,393	-2.0	77,435	77,435	
EE.88			126,496	0	137,123	-2,440	-2.0	134,683	134,683	
EE.89			373,184	0	404,535	-7,242	-2.0	397,293	397,293	
EE.90			514,344	0	557,534	-10,000	-2.0	547,534	547,534	
EE.91			1,592	0	1,592	0	0.0	1,592	1,592	
EE.92			52,375	0	56,762	-999	-2.0	55,763	55,763	
EE.93			5,950	0	6,631	0	0.0	6,631	6,631	
EE.95			25,424	0	27,549	-613	-2.0	26,936	26,936	
EE.97			165,578	0	179,487	-3,211	-2.0	176,276	176,276	
EE.100			3,100,900	0	3,201,338	-57,427	-2.0	3,143,911	3,143,911	
EE.103			30,839	0	33,482	-740	-2.0	32,742	32,742	
EE.104			199,111	0	215,825	-3,867	-2.0	211,958	211,958	
EE.105			745	0	745	0	0.0	745	0.745	
EE.113			76,061	0	82,463	-1,488	-2.0	80,975	80,975	
EE.107			26,328	0	28,526	-661	-2.0	27,865	27,865	
EE.109			33,066	0	35,868	-692	-2.0	35,176	35,176	
EE.110			1,066	0	1,066	0	0.0	1,066	1,066	
EE.111			11,127	0	12,074	0	0.0	12,074	12,074	
EE.112			10,680	0	11,622	0	0.0	11,622	11,622	
E.1			0	0	9,398,236	0	0.0	9,398,236	9,398,236	
E.3			0	0	5,913,119	0	0.0	5,913,119	5,913,119	
Zone Total			185,699,822	144,222	214,319,849	-3,222,646		211,097,203	211,097,226	

Zone	Date	KWH from NYISO		Total Unaccounted Load per Subzone					
31	Aug-18	51,678,750		2,251,276					
Lse/Muni	PTID	NAME	CSS Load	Load Mod	Total-load mod w/losses	Unaccounted	Percent	Total - load mod w/losses + unaccounted	Mwh to NYISO
FF.1			18,453,386	399,255	19,567,994	1,301,267	6.0	20,869,261	20,869.283
FF.2			385,533	0	417,917	-7,497	-2.0	410,420	410.420
FF.3			112,221	0	121,633	-2,179	-2.0	119,454	119.454
FF.8			2,616	0	2,619	0	0.0	2,619	2.619
FF.10			22,551	0	24,439	-452	-2.0	23,987	23.987
FF.12			14,275	0	15,421	-91	-1.0	15,330	15.330
FF.13			964,827	0	1,038,653	-18,628	-2.0	1,020,025	1,020.025
FF.15			2,903,086	0	3,132,643	-56,198	-2.0	3,076,445	3,076.445
FF.16			1,968,569	0	2,133,937	-38,282	-2.0	2,095,655	2,095.655
FF.17			105,863	0	114,741	-2,047	-2.0	112,694	112.694
FF.19			2	0	2	0	0.0	2	0.002
FF.20			772,546	0	837,437	-15,028	-2.0	822,409	822.409
FF.21			25,949	0	28,110	-622	-2.0	27,488	27.488
FF.22			425,798	0	461,579	-8,283	-2.0	453,296	453.296
FF.23			144,457	0	156,562	-2,854	-2.0	153,708	153.708
FF.24			1,854,895	0	1,968,053	-35,301	-2.0	1,932,752	1,932.752
FF.25			42,883	0	46,472	-775	-2.0	45,697	45.697
FF.26			63,562	0	68,884	-1,155	-2.0	67,729	67.729
FF.29			101,936	0	110,501	-1,967	-2.0	108,534	108.534
FF.30			411,769	0	446,365	-7,998	-2.0	438,367	438.367
FF.31			59,195	0	64,158	-1,083	-2.0	63,075	63.075
FF.32			35,587	0	38,092	-776	-2.0	37,316	37.316
FF.33			5,441	0	6,046	0	0.0	6,046	6.046
FF.34			12,756	0	13,814	-28	0.0	13,786	13.786
FF.35			43,024	0	46,633	-785	-2.0	45,848	45.848
FF.36			83,929	0	90,997	-1,694	-2.0	89,303	89.303
FF.37			7,122	0	7,866	0	0.0	7,866	7.866
FF.38			878	0	878	0	0.0	878	0.878
FF.40			1,182,697	0	1,282,049	-23,011	-2.0	1,259,038	1,259.038
FF.41			77,153	0	83,631	-1,548	-2.0	82,083	82.083
FF.42			3,864	0	4,150	0	0.0	4,150	4.150
FF.44			5,687	0	5,687	0	0.0	5,687	5.687
FF.45			3,528	0	3,765	0	0.0	3,765	3.765
FF.46			62	0	64	0	0.0	64	0.064
FF.48			0	0	0	0	0.0	0	0.000
FF.49			0	0	0	0	0.0	0	0.000
FF.50			13	0	13	0	0.0	13	0.013
FF.51			36,641	0	39,721	-766	-2.0	38,955	38.955
FF.52			130,797	0	133,483	-2,491	-2.0	130,992	130.992
FF.53			14,192	0	15,332	-103	-1.0	15,229	15.229
FF.54			267,208	0	289,668	-5,213	-2.0	284,455	284.455
FF.55			12,956	0	14,026	-33	0.0	13,993	13.993
FF.56			10,093	0	10,980	0	0.0	10,980	10.980
FF.58			34,817	0	37,767	-744	-2.0	37,023	37.023
FF.59			23,067	0	24,999	-469	-2.0	24,530	24.530
FF.60			247,985	0	268,809	-4,823	-2.0	263,986	263.986
FF.61			13,735	0	14,863	-84	-1.0	14,779	14.779
FF.64			9,967	0	10,827	0	0.0	10,827	10.827
FF.65			9,763	0	10,589	0	0.0	10,589	10.589
FF.66			46,297	0	50,194	-839	-2.0	49,355	49.355
FF.96			3,989	0	4,291	0	0.0	4,291	4.291
FF.67			386,959	0	419,440	-7,510	-2.0	411,930	411.930
FF.68			838,338	0	880,658	71,297	7.0	951,955	951.955
FF.69			128,669	0	139,483	12,616	8.0	152,099	152.099
FF.71			17,826	0	19,402	-278	-1.0	19,124	19.124
FF.74			3,530	0	3,742	0	0.0	3,742	3.742
FF.75			2,994	0	3,070	0	0.0	3,070	3.070
FF.76			170,171	0	184,457	-3,315	-2.0	181,142	181.142
FF.77			2,423	0	2,425	0	0.0	2,425	2.425
FF.78			16,959	0	18,425	-249	-1.0	18,176	18.176
FF.79			2,147	0	2,147	0	0.0	2,147	2.147
FF.81			5,913	0	6,618	0	0.0	6,618	6.618
FF.83			49,107	0	53,223	-958	-2.0	52,265	52.265
FF.95			127,401	0	137,073	-2,432	-2.0	134,641	134.641
FF.87			50,424	0	54,635	-973	-2.0	53,662	53.662
FF.98			5,296	0	5,827	0	0.0	5,827	5.827
FF.90			7,705	0	8,478	0	0.0	8,478	8.478
FF.92			10,020	0	10,911	0	0.0	10,911	10.911
FF.93			1,583	0	1,583	0	0.0	1,583	1.583
FF.97			1,103	0	1,103	0	0.0	1,103	1.103
F.1			13,990,557	0	14,207,420	1,125,636	7.0	15,333,056	15,333.056
		Zone Total	46,978,292	399,255	49,427,474	2,251,254		51,678,728	51,678.750
		Grand Total	3,268,542,614	88,390,452	3,572,971,201	-21,234,892		3,551,736,309	3,551,736.375

Zone	Date	KWH from NYISO	Total Unaccounted Load per Subzone							
1	Sep-18	993,141,339	13,068,249							
Lse/Muni	PTID	NAME	CSS Load	Load Mod	Total-load mod w/losses	Unaccounted	Percent	Total - load mod w/losses + unaccounted	Mwh to NYISO	
AA.1			285,488,081	131,417	306,993,525	-2,498,529	-1.0	304,494,996	304,494,980	
AA.2			1,615,044	0	1,750,700	-40,512	-2.0	1,710,188	1,710,188	
AA.136			64,648	0	70,086	-1,613	-2.0	68,473	68,473	
AA.3			1,214,895	0	1,316,935	-30,475	-2.0	1,286,460	1,286,460	
AA.8			8,211,690	0	8,818,112	-204,019	-2.0	8,614,093	8,614,093	
AA.10			799,261	0	866,410	-20,057	-2.0	846,353	846,353	
AA.11			4,395,045	0	4,715,412	-109,102	-2.0	4,606,310	4,606,310	
AA.12			16,510,266	0	17,476,883	-404,395	-2.0	17,072,488	17,072,488	
AA.13			17,522,341	0	18,057,778	-417,824	-2.0	17,639,954	17,639,954	
AA.14			3,981,310	0	4,168,437	-96,450	-2.0	4,071,987	4,071,987	
AA.16			967,588	0	987,889	-4,982	-1.0	982,907	982,907	
AA.17			2,586,241	0	2,754,144	-63,716	-2.0	2,690,428	2,690,428	
AA.18			4,123,378	0	4,440,961	-102,743	-2.0	4,338,218	4,338,218	
AA.19			3,950,599	0	4,251,104	-98,357	-2.0	4,152,747	4,152,747	
AA.21			7,530,227	0	7,930,368	-183,490	-2.0	7,746,878	7,746,878	
AA.22			97,832,386	0	103,488,872	-2,394,528	-2.0	101,094,344	101,094,344	
AA.23			13,545,696	0	14,464,809	-334,685	-2.0	14,130,124	14,130,124	
AA.24			2,348,694	0	2,526,684	-58,463	-2.0	2,468,221	2,468,221	
AA.25			3,908,406	0	3,990,476	-92,318	-2.0	3,898,158	3,898,158	
AA.26			192,776	0	208,958	-4,835	-2.0	204,123	204,123	
AA.27			129,402	0	140,263	-3,221	-2.0	137,032	137,032	
AA.28			5,472,183	0	5,759,315	-133,274	-2.0	5,626,041	5,626,041	
AA.29			38,360,822	0	40,826,364	-944,636	-2.0	39,881,728	39,881,728	
AA.30			10,797,341	0	11,652,143	-269,615	-2.0	11,382,528	11,382,528	
AA.31			3,099,464	0	3,358,741	-77,727	-2.0	3,281,014	3,281,014	
AA.32			1,716,792	0	1,860,129	-43,050	-2.0	1,817,079	1,817,079	
AA.122			168,615,140	0	172,732,296	-1,277,418	-1.0	171,454,878	171,454,878	
AA.121			56,187,122	0	57,722,885	-269,264	0.0	57,453,621	57,453,621	
AA.36			95,716	0	100,048	-2,160	-2.0	97,888	97,888	
AA.37			88,130	0	92,177	-2,158	-2.0	90,019	90,019	
AA.38			0	0	0	0	0.0	0	0.000	
AA.39			182,172	0	190,697	-4,423	-2.0	186,274	186,274	
AA.40			220,320	0	230,940	-5,559	-2.0	225,381	225,381	
AA.41			16,694	0	17,548	-301	-2.0	17,247	17,247	
AA.42			163,440	0	171,134	-4,040	-2.0	167,094	167,094	
AA.43			453,672	0	463,287	-10,715	-2.0	452,572	452,572	
AA.44			1,408,522	0	1,494,751	-34,586	-2.0	1,460,165	1,460,165	
AA.45			1,292,393	0	1,366,105	-17,754	1.0	1,383,859	1,383,859	
AA.46			173,320	0	176,944	-4,098	-2.0	172,846	172,846	
AA.47			382,901	0	406,270	-9,350	-2.0	396,920	396,920	
AA.48			1,938,093	0	2,034,618	-47,083	-2.0	1,987,535	1,987,535	
AA.50			1,313,664	0	1,392,653	-32,226	-2.0	1,360,427	1,360,427	
AA.52			16,729,111	0	18,090,762	-418,583	-2.0	17,672,179	17,672,179	
AA.53			397,485	0	430,875	-9,977	-2.0	420,898	420,898	
AA.56			1,938,220	0	2,100,655	-48,613	-2.0	2,052,042	2,052,042	
AA.57			3,142,857	0	3,406,852	-78,822	-2.0	3,328,030	3,328,030	
AA.58			311,577	0	337,486	-7,814	-2.0	329,672	329,672	
AA.59			2,993,101	0	3,214,869	-74,372	-2.0	3,140,497	3,140,497	
AA.60			50,371	0	54,597	-1,267	-2.0	53,330	53,330	
AA.61			2,110,606	0	2,256,670	-52,209	-2.0	2,204,461	2,204,461	
AA.62			108,716	0	117,849	-2,726	-2.0	115,123	115,123	
AA.63			171,505	0	184,123	-4,279	-2.0	179,844	179,844	
AA.64			312,775	0	336,186	-7,767	-2.0	328,419	328,419	
AA.65			432,759	0	462,724	-10,690	-2.0	452,034	452,034	
AA.66			1,183,167	0	1,275,957	-29,531	-2.0	1,246,426	1,246,426	
AA.67			933,222	0	1,000,337	-23,159	-2.0	977,178	977,178	
AA.68			788,744	0	855,003	-19,785	-2.0	835,218	835,218	
AA.69			3,757,290	0	4,072,900	-94,249	-2.0	3,978,651	3,978,651	
AA.70			1,631,834	0	1,718,436	-39,761	-2.0	1,678,675	1,678,675	
AA.72			644,318	0	698,441	-16,165	-2.0	682,276	682,276	
AA.74			9,736,507	0	10,552,456	-244,158	-2.0	10,308,298	10,308,298	
AA.75			0	0	0	0	0.0	0	0.000	
AA.76			2,377,611	0	2,577,338	-59,645	-2.0	2,517,693	2,517,693	
AA.78			682,553	0	739,880	-17,123	-2.0	722,757	722,757	
AA.80			360,651	0	388,732	-8,995	-2.0	379,737	379,737	
AA.81			0	0	0	0	0.0	0	0.000	
AA.132			48,524	0	52,571	-1,150	-2.0	51,421	51,421	
AA.82			211,819	0	229,607	-5,306	-2.0	224,301	224,301	
AA.83			131,370	0	142,396	-3,284	-2.0	139,112	139,112	
AA.84			87,103	0	89,093	-2,160	-2.0	86,933	86,933	
AA.85			1,965,050	0	2,130,102	-49,289	-2.0	2,080,813	2,080,813	
AA.86			4,470	0	4,897	0	0.0	4,897	4,897	
AA.87			61,179	0	66,321	-1,539	-2.0	64,782	64,782	
AA.89			94,746	0	102,703	-2,372	-2.0	100,331	100,331	
AA.90			111,820	0	121,214	-2,791	-2.0	118,423	118,423	
AA.91			16,356,231	0	17,676,965	-408,995	-2.0	17,267,970	17,267,970	
AA.92			114,390	0	124,002	-2,874	-2.0	121,128	121,128	
AA.95			70,614	0	76,530	-1,769	-2.0	74,761	74,761	
AA.97			396,672	0	429,993	-9,936	-2.0	420,057	420,057	
AA.98			651,642	0	699,237	-16,188	-2.0	683,049	683,049	
AA.99			21,361	0	23,164	-705	-3.0	22,459	22,459	
AA.100			146,299	0	158,578	-3,674	-2.0	154,904	154,904	
AA.101			30,386,344	0	32,013,290	-740,747	-2.0	31,272,543	31,272,543	
AA.102			8,776,986	0	9,191,176	7,668	0.0	9,198,844	9,198,844	
AA.104			138,350	0	149,968	-3,468	-2.0	146,500	146,500	
AA.106			99,046	0	101,206	-2,161	-2.0	99,045	99,045	
AA.108			485,568	0	526,362	-12,174	-2.0	514,188	514,188	
AA.109			116,051	0	125,791	-2,929	-2.0	122,862	122,862	
AA.110			1,610,294	0	1,745,554	-40,388	-2.0	1,705,166	1,705,166	
AA.111			772,525	0	837,413	-19,386	-2.0	818,027	818,027	
AA.112			163,967	0	177,737	-4,104	-2.0	173,633	173,633	
AA.113			8,781	0	9,578	-31	0.0	9,547	9,547	
AA.115			76,592	0	83,015	-1,902	-2.0	81,113	81,113	
AA.117			533,388	0	578,189	-13,382	-2.0	564,807	564,807	
AA.120			2,555,650	0	2,761,743	-63,907	-2.0	2,697,836	2,697,836	
AA.123			45,508	0	49,320	-1,115	-2.0	48,205	48,205	
AA.124			594,098	0	644,008	-14,897	-2.0	629,111	629,111	
AA.125			134,537	0	145,849	-3,381	-2.0	142,468	142,468	

AA.134		69,796	0	75,641	-1,767	-2.0	73,874	73,874
AA.127		155,340	0	168,390	-3,901	-2.0	164,489	164,489
AA.133		119,461	0	129,480	-2,971	-2.0	126,509	126,509
AA.129		427,606	0	463,519	-10,718	-2.0	452,801	452,801
AA.130		7,421	0	8,143	0	0.0	8,143	8,143
AA.131		2,180,734	0	2,295,399	-53,112	-2.0	2,242,287	2,242,287
AA.135		74,530	0	80,777	-1,858	-2.0	78,919	78,919
AA.137		590	0	590	0	0.0	590	0.590
A.1		1,912,597	0	1,966,686	21,589	1.0	1,988,275	1,988,275
A.2		0	0	16,897,499	0	0.0	16,897,499	16,897,499
A.3		0	0	1,805,376	0	0.0	1,805,376	1,805,376
A.4		0	0	26,352,581	0	0.0	26,352,581	26,352,581
A.5		0	0	0	0	0.0	0	0.000
A.6		0	0	17,057,775	0	0.0	17,057,775	17,057,775
A.7		0	0	1,215,481	0	0.0	1,215,481	1,215,481
A.8		0	0	83,700	784	1.0	84,484	84,484
Zone Total			891,609,905	131,417	1,006,209,588	-13,068,233	993,141,355	993,141,339

Zone	Date	KWH from NYISO	Total Unaccounted Load per Subzone
2	Sep-18	588,027,553	-14,542,459

Lse/Muni	PTID	NAME	CSS Load	Load Mod	Total-load mod w/losses	Unaccounted	Percent	Total - load mod w/losses + unaccounted	Mwh to NYISO
BB.1			257,902,187	22,345,190	254,497,566	-8,423,476	-3.0	246,074,090	246,074,104
BB.2			3,039,738	0	3,295,077	-76,244	-2.0	3,218,833	3,218,833
BB.3			682,896	0	726,515	-16,796	-2.0	709,719	709,719
BB.4			1,208,065	0	1,309,542	-30,305	-2.0	1,279,237	1,279,237
BB.9			927,645	0	1,002,075	-23,189	-2.0	978,886	978,886
BB.11			766,661	0	831,068	-19,223	-2.0	811,845	811,845
BB.13			302,637	0	328,063	-7,574	-2.0	320,489	320,489
BB.15			2,413,431	0	2,464,095	-57,018	-2.0	2,407,077	2,407,077
BB.16			68,004,520	0	72,795,978	-1,684,358	-2.0	71,111,620	71,111,620
BB.17			23,864,071	0	25,449,935	-588,861	-2.0	24,861,074	24,861,074
BB.18			9,329,708	0	9,676,220	-223,888	-2.0	9,452,332	9,452,332
BB.19			264,738	0	286,979	-6,640	-2.0	280,339	280,339
BB.20			14,213	0	15,437	-306	-2.0	15,131	15,131
BB.21			17,139,307	0	17,961,955	-415,585	-2.0	17,546,370	17,546,370
BB.22			41,015,018	0	43,763,303	-1,012,600	-2.0	42,750,703	42,750,703
BB.23			2,207,694	0	2,391,818	-55,336	-2.0	2,336,482	2,336,482
BB.24			2,167,338	0	2,349,388	-54,348	-2.0	2,295,040	2,295,040
BB.25			2,047,814	0	2,219,831	-51,359	-2.0	2,168,472	2,168,472
BB.29			837,300	0	854,871	-19,773	-2.0	835,098	835,098
BB.30			642,132	0	655,663	-15,195	-2.0	640,468	640,468
BB.31			0	0	0	0	0.0	0	0.000
BB.32			76,536	0	78,267	-1,896	-2.0	76,371	76,371
BB.33			0	0	0	0	0.0	0	0.000
BB.34			1,571,688	0	1,604,663	-37,150	-2.0	1,567,513	1,567,513
BB.35			0	0	0	0	0.0	0	0.000
BB.36			2,258,559	0	2,305,965	-53,343	-2.0	2,252,622	2,252,622
BB.37			0	0	0	0	0.0	0	0.000
BB.38			1,482,732	0	1,579,369	-36,559	-2.0	1,542,810	1,542,810
BB.39			1,046,850	0	1,110,705	-25,690	-2.0	1,085,015	1,085,015
BB.41			1,775,664	0	1,924,818	-44,540	-2.0	1,880,278	1,880,278
BB.42			309,073	0	335,037	-7,757	-2.0	327,280	327,280
BB.45			1,121,134	0	1,215,306	-28,119	-2.0	1,187,187	1,187,187
BB.46			2,970,567	0	3,220,106	-74,521	-2.0	3,145,585	3,145,585
BB.47			362,304	0	392,739	-9,097	-2.0	383,642	383,642
BB.48			13,443,929	0	14,355,635	-332,160	-2.0	14,023,475	14,023,475
BB.49			36,334	0	39,408	-880	-2.0	38,528	38,528
BB.50			85,517	0	92,658	-2,141	-2.0	90,517	90,517
BB.51			506,386	0	548,910	-12,694	-2.0	536,216	536,216
BB.52			2,809,171	0	3,045,139	-70,450	-2.0	2,974,689	2,974,689
BB.53			223,495	0	244,431	-5,666	-2.0	238,765	238,765
BB.54			641,753	0	695,655	-16,088	-2.0	679,567	679,567
BB.56			910	0	933	0	0.0	933	0.933
BB.57			7,194	0	7,675	0	0.0	7,675	7,675
BB.58			7,017,348	0	7,606,541	-175,993	-2.0	7,430,548	7,430,548
BB.59			2,133,894	0	2,313,139	-53,513	-2.0	2,259,626	2,259,626
BB.61			276,570	0	299,805	-6,947	-2.0	292,858	292,858
BB.63			55,955	0	60,648	-1,407	-2.0	59,241	59,241
BB.64			57	0	57	0	0.0	57	0.057
BB.65			55	0	55	0	0.0	55	0.055
BB.66			32,229	0	34,227	-671	-2.0	33,556	33,556
BB.67			23,305	0	24,407	-568	-2.0	23,839	23,839
BB.68			1,935	0	2,021	-43	-2.0	1,978	1,978
BB.69			29,114	0	30,485	-736	-2.0	29,749	29,749
BB.70			0	0	0	0	0.0	0	0.000
BB.71			6,168,171	0	6,298,298	-145,728	-2.0	6,152,570	6,152,570
BB.72			184,278	0	199,757	-4,618	-2.0	195,139	195,139
BB.73			142,531	0	154,508	-3,573	-2.0	150,935	150,935
BB.74			1,642,194	0	1,676,722	-38,773	-2.0	1,637,949	1,637,949
BB.75			1,595,857	0	1,729,153	-40,024	-2.0	1,689,129	1,689,129
BB.76			53,445	0	57,934	-1,354	-2.0	56,580	56,580
BB.77			87,151	0	94,450	-2,176	-2.0	92,274	92,274
BB.79			596,804	0	646,951	-14,967	-2.0	631,984	631,984
BB.80			88,432	0	95,849	-2,213	-2.0	93,636	93,636
BB.81			1,258,955	0	1,361,242	-31,503	-2.0	1,329,739	1,329,739
BB.82			112,674	0	122,132	-2,826	-2.0	119,306	119,306
BB.85			27,598	0	29,929	-768	-3.0	29,161	29,161
BB.87			327,323	0	354,816	-8,208	-2.0	346,608	346,608
BB.88			396,249	0	429,523	-9,942	-2.0	419,581	419,581
BB.89			92,290	0	100,034	-2,326	-2.0	97,708	97,708
BB.90			1,944,722	0	2,108,092	-48,780	-2.0	2,059,312	2,059,312
BB.92			88,768	0	96,201	-2,199	-2.0	94,002	94,002
BB.93			10,709,927	0	11,207,225	-218,622	-2.0	10,988,603	10,988,603
BB.95			119,382	0	129,416	-3,015	-2.0	126,401	126,401
BB.98			399,245	0	432,801	-10,004	-2.0	422,797	422,797
BB.99			281,006	0	304,618	-7,036	-2.0	297,582	297,582
BB.100			925,568	0	1,003,323	-23,217	-2.0	980,106	980,106
BB.101			273,138	0	296,084	-6,876	-2.0	289,208	289,208
BB.102			117,415	0	127,285	-2,959	-2.0	124,326	124,326
BB.103			18,297	0	19,855	-567	-3.0	19,288	19,288
BB.105			99,710	0	108,082	-2,486	-2.0	105,596	105,596
BB.107			278,449	0	301,844	-6,973	-2.0	294,871	294,871

BB.110		2,383,865	0	2,563,335	-59,323	-2.0	2,504,012	2,504,012
BB.111		11,770	0	12,723	-160	-1.0	12,563	12,563
BB.112		287,236	0	311,365	-7,186	-2.0	304,179	304,179
BB.113		56,530	0	61,267	-1,434	-2.0	59,833	59,833
BB.114		214,005	0	218,500	-4,993	-2.0	213,507	213,507
BB.125		366,120	0	395,351	-9,138	-2.0	386,213	386,213
BB.116		142,773	0	154,767	-3,580	-2.0	151,187	151,187
BB.122		42,850	0	46,450	-1,030	-2.0	45,420	45,420
BB.118		99,791	0	108,160	-2,487	0.0	105,673	105,673
BB.119		4,763	0	5,258	0	0.0	5,258	5,258
BB.121		984,662	0	1,045,481	-24,197	-2.0	1,021,284	1,021,284
BB.124		259,255	0	281,037	-6,509	-2.0	274,528	274,528
B.2		0	0	66,449,519	0	0.0	66,449,519	66,449,519
B.3		0	0	15,386,492	0	0.0	15,386,492	15,386,492
Zone Total		507,962,570	22,345,190	602,570,012	-14,542,473		588,027,539	588,027,553

Zone	Date	KWH from NYISO	Total Unaccounted Load per Subzone
3	Sep-18	351,023,964	-13,861,117

Lse/Muni	PTID	NAME	CSS Load	Load Mod	Total-load mod w/losses	Unaccounted	Percent	Total -load mod w/losses + unaccounted	Mwh to NYISO
CC.1			149,768,780	26,185,814	135,198,089	-8,392,508	-7.0	126,805,581	126,805,573
CC.2			2,764,449	0	2,996,676	-69,334	-2.0	2,927,342	2,927,342
CC.3			106,349	0	115,284	-2,661	-2.0	112,623	112,623
CC.4			851,162	0	922,652	-21,357	-2.0	901,295	901,295
CC.9			385,929	0	417,357	-9,658	-2.0	407,699	407,699
CC.11			473,625	0	513,408	-11,886	-2.0	501,522	501,522
CC.13			348,220	0	377,466	-8,726	-2.0	368,740	368,740
CC.14			0	0	0	0	0.0	0	0.000
CC.15			3,624,756	0	3,925,385	-90,823	-2.0	3,834,562	3,834,562
CC.17			61,315,765	0	64,977,240	-1,503,441	-2.0	63,473,799	63,473,799
CC.18			19,262,280	0	20,457,769	-473,347	-2.0	19,984,422	19,984,422
CC.19			1,531,263	0	1,659,886	-38,405	-2.0	1,621,481	1,621,481
CC.20			458,281	0	496,781	-11,511	-2.0	485,270	485,270
CC.21			11,662	0	12,612	-151	-1.0	12,461	12,461
CC.22			4,345,545	0	4,596,245	-106,346	-2.0	4,489,899	4,489,899
CC.23			18,309,111	0	19,572,517	-452,869	-2.0	19,119,648	19,119,648
CC.24			1,120,435	0	1,213,589	-28,085	-2.0	1,185,504	1,185,504
CC.25			2,474,643	0	2,680,284	-62,026	-2.0	2,618,258	2,618,258
CC.26			3,730,799	0	4,000,831	-92,559	-2.0	3,908,272	3,908,272
CC.30			67,056	0	68,453	-1,461	-2.0	66,992	66,992
CC.31			117,715	0	120,122	-2,874	-2.0	117,248	117,248
CC.32			6,017,877	0	6,399,167	-148,055	-2.0	6,251,112	6,251,112
CC.33			2,850	0	2,889	0	0.0	2,889	2,889
CC.35			343,330	0	372,170	-8,593	-2.0	363,577	363,577
CC.36			246,869	0	267,618	-6,183	-2.0	261,435	261,435
CC.37			335,331	0	342,367	-7,917	-2.0	334,450	334,450
CC.40			1,064,728	0	1,154,155	-26,710	-2.0	1,127,445	1,127,445
CC.41			4,144,019	0	4,492,110	-103,960	-2.0	4,388,150	4,388,150
CC.42			248,009	0	268,834	-6,212	-2.0	262,622	262,622
CC.43			6,394,926	0	6,849,137	-158,467	-2.0	6,690,670	6,690,670
CC.44			21,380	0	23,191	-675	-3.0	22,516	22,516
CC.45			61,551	0	66,701	-1,550	-2.0	65,151	65,151
CC.46			43,545	0	44,307	-987	-2.0	43,320	43,320
CC.47			406,959	0	441,142	-10,205	-2.0	430,937	430,937
CC.48			2,589,196	0	2,806,679	-64,949	-2.0	2,741,730	2,741,730
CC.49			121,709	0	131,929	-3,020	-2.0	128,909	128,909
CC.50			394,295	0	427,421	-9,895	-2.0	417,526	417,526
CC.52			9,179,601	0	9,950,401	-230,234	-2.0	9,720,167	9,720,167
CC.96			1,764,147	0	1,912,339	-44,246	-2.0	1,868,093	1,868,093
CC.54			119,329	0	129,346	-2,996	-2.0	126,350	126,350
CC.57			15	0	16	0	0.0	16	0.016
CC.58			0	0	0	0	0.0	0	0.000
CC.59			0	0	0	0	0.0	0	0.000
CC.60			0	0	0	0	0.0	0	0.000
CC.61			91	0	96	0	0.0	96	0.096
CC.62			5,522	0	5,815	-67	-1.0	5,748	5,748
CC.63			534	0	567	0	0.0	567	0.567
CC.64			7	0	7	0	0.0	7	0.007
CC.65			7	0	7	0	0.0	7	0.007
CC.66			0	0	0	0	0.0	0	0.000
CC.67			7,336	0	7,896	0	0.0	7,896	7,896
CC.68			3,310	0	3,321	0	0.0	3,321	3,321
CC.69			6,261	0	6,819	0	0.0	6,819	6,819
CC.70			3,158	0	3,158	0	0.0	3,158	3,158
CC.71			4,508	0	4,816	-7	0.0	4,809	4,809
CC.72			0	0	0	0	0.0	0	0.000
CC.73			0	0	0	0	0.0	0	0.000
CC.74			8	0	8	0	0.0	8	0.008
CC.75			29	0	29	0	0.0	29	0.029
CC.76			0	0	0	0	0.0	0	0.000
CC.77			12	0	12	0	0.0	12	0.012
CC.78			0	0	0	0	0.0	0	0.000
CC.79			5,613	0	5,613	0	0.0	5,613	5,613
CC.80			0	0	0	0	0.0	0	0.000
CC.81			2,030	0	2,063	-43	-2.0	2,020	2,020
CC.82			3,725	0	3,757	0	0.0	3,757	3,757
CC.83			12	0	12	0	0.0	12	0.012
CC.84			106	0	108	0	0.0	108	0.108
CC.85			0	0	0	0	0.0	0	0.000
CC.86			309	0	319	-10	-3.0	309	0.309
CC.87			20	0	20	0	0.0	20	0.020
CC.88			10	0	10	0	0.0	10	0.010
CC.89			12	0	12	0	0.0	12	0.012
CC.90			10	0	10	0	0.0	10	0.010
CC.91			7	0	7	0	0.0	7	0.007
CC.92			17	0	17	0	0.0	17	0.017
CC.93			0	0	0	0	0.0	0	0.000
CC.145			1,948,443	0	2,067,010	-47,802	-2.0	2,019,208	2,019,208
CC.94			168,445	0	182,582	-4,225	-2.0	178,357	178,357
CC.95			91,529	0	99,209	-2,291	-2.0	96,918	96,918
CC.97			1,953,431	0	2,117,015	-48,995	-2.0	2,068,020	2,068,020
CC.98			73,501	0	79,656	-1,837	-2.0	77,819	77,819

CC-99	111,495	0	120,862	-2,787	-2.0	118,075	118.075
CC-101	629,381	0	682,239	-15,789	-2.0	666,450	666.450
CC-102	48,254	0	52,321	-1,195	-2.0	51,126	51.126
CC-103	679,039	0	729,590	-16,887	-2.0	712,703	712.703
CC-104	162,812	0	176,468	-4,086	-2.0	172,382	172.382
CC-107	35,970	0	38,996	-865	-2.0	38,131	38.131
CC-109	447,321	0	484,896	-11,226	-2.0	473,670	473.670
CC-110	497,405	0	539,193	-12,493	-2.0	526,700	526.700
CC-111	61,036	0	66,169	-1,532	-2.0	64,637	64.637
CC-112	69,957	0	71,417	-1,643	-2.0	69,774	69.774
CC-113	2,055,950	0	2,228,649	-51,562	-2.0	2,177,087	2,177.087
CC-114	681,975	0	739,270	-17,109	-2.0	722,161	722.161
CC-115	29,898	0	32,405	-736	-2.0	31,669	31.669
CC-116	13,399,767	0	13,982,144	-789,850	-6.0	13,192,294	13,192.294
CC-118	161,690	0	175,259	-4,038	-2.0	171,221	171.221
CC-121	92,256	0	100,012	-2,294	-2.0	97,718	97.718
CC-122	89,470	0	96,973	-2,231	-2.0	94,742	94.742
CC-123	930,389	0	1,008,544	-23,350	-2.0	985,194	985.194
CC-124	204,430	0	221,591	-5,130	-2.0	216,461	216.461
CC-125	111,576	0	120,947	-2,786	-2.0	118,161	118.161
CC-126	15,697	0	17,052	-414	-2.0	16,638	16.638
CC-128	26,498	0	28,736	-738	-3.0	27,998	27.998
CC-130	247,294	0	268,061	-6,205	-2.0	261,856	261.856
CC-133	5,169,673	0	5,355,915	-123,929	-2.0	5,231,986	5,231.986
CC-134	13,498	0	14,619	-263	-2.0	14,356	14.356
CC-135	288,701	0	312,956	-7,227	-2.0	305,729	305.729
CC-136	17,804	0	19,336	-573	-3.0	18,763	18.763
CC-148	109,605	0	118,798	-2,761	-2.0	116,037	116.037
CC-138	72,621	0	78,696	-1,828	-2.0	76,868	76.868
CC-146	13,535	0	14,641	-277	-2.0	14,364	14.364
CC-140	95,685	0	103,707	-2,396	-2.0	101,311	101.311
CC-141	7,938	0	8,692	-11	0.0	8,681	8.681
CC-142	119,962	0	122,545	-2,888	-2.0	119,657	119.657
CC-143	68,920	0	70,370	-1,450	-2.0	68,920	68.920
CC-144	1,194,026	0	1,234,362	-28,557	-2.0	1,205,805	1,205.805
CC-147	62,418	0	67,647	-1,571	-2.0	66,076	66.076
CC-149	0	0	0	0	0.0	0	0.000
C.1	4,849,339	0	4,898,324	-189,822	-4.0	4,708,502	4,708.502
C.2	0	0	8,871,722	0	0.0	8,871,722	8,871.722
C.3	0	0	1,033,121	0	0.0	1,033,121	1,033.121
C.4	440,640	0	461,160	-19,887	-5.0	441,273	441.273
C.5	790	0	791	167	17.0	958	0.958
C.6	0	0	7,800,808	0	0.0	7,800,808	7,800.808
C.7	0	0	0	0	0.0	0	0.000
C.8	6,830,342	0	6,973,782	-161,355	-2.0	6,812,427	6,812.427
C.9	331,320	0	346,759	-21,376	-7.0	325,383	325.383
Zone Total	349,315,871	26,185,814	364,885,081	-13,861,109		351,023,972	351,023.964

Zone	Date	KWH from NYISO	Total Unaccounted Load per Subzone
4	Sep-18	958,733,580	-20,247,335

Lse/Muni	PTID	NAME	CSS Load	Load Mod	Total-load mod w/losses	Unaccounted	Percent	Total - load mod w/losses + unaccounted	Mwh to NYISO
DD.1			369,515,901	30,905,288	367,485,915	-6,858,121	-2.0	360,627,794	360,627.803
DD.2			4,777,121	0	5,178,251	-119,803	-2.0	5,058,448	5,058.448
DD.3			140,379	0	152,156	-3,523	-2.0	148,633	148.633
DD.4			2,595,949	0	2,814,011	-65,114	-2.0	2,748,897	2,748.897
DD.9			776,184	0	834,016	-19,291	-2.0	814,725	814.725
DD.11			807,758	0	875,617	-20,275	-2.0	855,342	855.342
DD.13			8,326,389	0	8,501,242	-95,386	-1.0	8,405,856	8,405.856
DD.14			1,187,740	0	1,269,043	-29,360	-2.0	1,239,683	1,239.683
DD.15			66,289	0	71,870	-1,687	-2.0	70,183	70.183
DD.17			149,393,551	0	158,241,200	-3,661,381	-2.0	154,579,819	154,579.819
DD.18			147,769,219	0	153,410,766	-3,549,621	-2.0	149,861,145	149,861.145
DD.19			29,661,527	0	30,788,812	-712,393	-2.0	30,076,419	30,076.419
DD.20			357,193	0	387,202	-8,976	-2.0	378,226	378.226
DD.21			49,988	0	54,214	-1,252	-2.0	52,962	52.962
DD.22			4,123,261	0	4,334,598	-100,284	-2.0	4,234,314	4,234.314
DD.23			38,871,857	0	41,848,908	-968,304	-2.0	40,880,604	40,880.604
DD.24			168,484	0	182,630	-4,216	-2.0	178,414	178.414
DD.25			4,405,637	0	4,773,445	-110,444	-2.0	4,663,001	4,663.001
DD.26			7,212,712	0	7,789,623	-180,256	-2.0	7,609,367	7,609.367
DD.29			53,761	0	54,899	-1,269	-2.0	53,630	53.630
DD.30			25,330,787	0	26,426,696	-611,457	-2.0	25,815,239	25,815.239
DD.34			529,253	0	573,704	-13,268	-2.0	560,436	560.436
DD.35			431,663	0	467,917	-10,829	-2.0	457,088	457.088
DD.38			4,096,378	0	4,440,350	-102,728	-2.0	4,337,622	4,337.622
DD.39			7,551,721	0	8,136,809	-188,267	-2.0	7,948,542	7,948.542
DD.40			762,274	0	826,315	-19,116	-2.0	807,199	807.199
DD.41			8,101,441	0	8,770,031	-202,932	-2.0	8,567,099	8,567.099
DD.42			82,987	0	84,729	-1,962	-2.0	82,767	82.767
DD.43			32,659	0	33,345	-770	-2.0	32,575	32.575
DD.44			58,146	0	63,003	-1,463	-2.0	61,540	61.540
DD.45			363,086	0	393,583	-9,108	-2.0	384,475	384.475
DD.46			1,258,873	0	1,364,600	-31,566	-2.0	1,333,034	1,333.034
DD.47			2,998,898	0	3,250,796	-75,211	-2.0	3,175,585	3,175.585
DD.48			836,733	0	907,015	-20,986	-2.0	886,029	886.029
DD.49			5,336,408	0	5,782,908	-133,798	-2.0	5,649,110	5,649.110
DD.51			17,155,624	0	18,595,997	-430,271	-2.0	18,165,726	18,165.726
DD.52			144,112	0	147,177	-3,431	-2.0	143,746	143.746
DD.53			4,400,986	0	4,768,027	-110,312	-2.0	4,657,715	4,657.715
DD.56			634,234	0	687,495	-15,918	-2.0	671,577	671.577
DD.57			153,142	0	166,005	-3,844	-2.0	162,161	162.161
DD.58			5,862	0	5,877	-19	0.0	5,858	5.858
DD.59			1,669	0	1,669	0	0.0	1,669	1.669
DD.60			1,018	0	1,018	0	0.0	1,018	1.018
DD.61			0	0	0	0	0.0	0	0.000
DD.62			8,878	0	9,303	-232	-2.0	9,071	9.071
DD.63			1,440	0	1,440	0	0.0	1,440	1.440
DD.64			5,407	0	5,473	-98	-2.0	5,375	5.375
DD.65			0	0	0	0	0.0	0	0.000
DD.66			0	0	0	0	0.0	0	0.000
DD.68			0	0	0	0	0.0	0	0.000

DD.69	6,744,304	0	7,029,334	-162,650	-2.0	6,866,684	6,866,684
DD.70	417,519	0	452,599	-10,465	-2.0	442,134	442,134
DD.71	97,848	0	99,899	-2,312	-2.0	97,587	97,587
DD.72	283,970	0	307,815	-7,099	-2.0	300,716	300,716
DD.73	2,355,706	0	2,405,177	-55,658	-2.0	2,349,519	2,349,519
DD.74	3,362,133	0	3,634,566	-84,089	-2.0	3,550,477	3,550,477
DD.75	203,451	0	220,018	-5,086	-2.0	214,932	214,932
DD.76	168,888	0	183,074	-4,230	-2.0	178,844	178,844
DD.78	2,224,249	0	2,410,912	-55,782	-2.0	2,355,130	2,355,130
DD.79	168,677	0	182,857	-4,227	-2.0	178,630	178,630
DD.80	559,187	0	606,158	-14,031	-2.0	592,127	592,127
DD.81	139,056	0	141,953	-3,260	-2.0	138,693	138,693
DD.82	1,058,976	0	1,081,200	-25,024	-2.0	1,056,176	1,056,176
DD.83	201,240	0	205,640	-4,762	-2.0	200,878	200,878
DD.84	303,249	0	328,705	-7,613	-2.0	321,092	321,092
DD.87	183,201	0	198,595	-4,583	-2.0	194,012	194,012
DD.89	8,101,535	0	8,566,946	-198,223	-2.0	8,368,723	8,368,723
DD.90	1,274,694	0	1,381,767	-31,974	-2.0	1,349,793	1,349,793
DD.91	74,045	0	80,266	-1,851	-2.0	78,415	78,415
DD.92	4,935,933	0	5,350,551	-123,803	-2.0	5,226,748	5,226,748
DD.93	444,052	0	481,350	-11,166	-2.0	470,184	470,184
DD.94	14,995	0	16,270	-390	-2.0	15,880	15,880
DD.95	39,764,421	0	40,932,015	-316,054	-1.0	40,615,961	40,615,961
DD.97	569,822	0	617,680	-14,287	-2.0	603,393	603,393
DD.100	767,157	0	831,597	-19,260	-2.0	812,337	812,337
DD.101	130,189	0	141,121	-3,276	-2.0	137,845	137,845
DD.102	1,775,440	0	1,922,411	-44,484	-2.0	1,877,927	1,877,927
DD.103	1,815,338	0	1,967,841	-45,540	-2.0	1,922,301	1,922,301
DD.104	221,174	0	239,762	-5,546	-2.0	234,216	234,216
DD.105	37,790	0	40,973	-908	-2.0	40,065	40,065
DD.107	876,087	0	949,690	-21,976	-2.0	927,714	927,714
DD.109	539,441	0	584,768	-13,527	-2.0	571,241	571,241
DD.112	9,746,033	0	10,473,289	-242,336	-2.0	10,230,953	10,230,953
DD.113	230,420	0	249,775	-5,776	-2.0	243,999	243,999
DD.114	698,065	0	756,697	-17,511	-2.0	739,186	739,186
DD.115	59,290	0	64,258	-1,498	-2.0	62,760	62,760
DD.124	197,900	0	214,525	-4,942	-2.0	209,583	209,583
DD.117	347,259	0	376,431	-8,705	-2.0	367,726	367,726
DD.123	88,962	0	96,420	-2,233	-2.0	94,187	94,187
DD.119	166,540	0	180,514	-4,171	-2.0	176,343	176,343
DD.120	40,465	0	43,873	-964	-2.0	42,909	42,909
DD.122	3,030,289	0	3,284,828	-76,003	-2.0	3,208,825	3,208,825
DD.125	102,194	0	110,779	-2,569	-2.0	108,210	108,210
DD.126	300,385	0	325,608	-7,540	-2.0	318,068	318,068
D.1	0	0	1,060,980	0	0.0	1,060,980	1,060,980
D.2	0	0	14,745	0	0.0	14,745	14,745
D.3	2,621	0	2,676	407	13.0	3,083	3,083
D.4	761	0	778	204	21.0	982	982
D.5	47,723	0	49,976	176	0.0	50,152	50,152
D.6	314,227	0	317,404	-7,321	-2.0	310,083	310,083
D.7	101,938	0	102,970	-2,376	-2.0	100,594	100,594
D.8	276,066	0	278,859	-6,467	-2.37415	272,392	272,392
D.14	2,372,500	0	2,422,320	-56,041	-2.0	2,366,279	2,366,279
Zone Total	948,479,984	30,905,288	978,980,915	-20,247,344		958,733,571	958,733,580

Zone	Date	KWH from NVISO	Total Unaccounted Load per Subzone
29	Sep-18	187,776,827	-5,835,857

Lse/Muni	PTID	NAME	CSS Load	Load Mod	Total-load mod w/losses	Unaccounted	Percent	Total - load mod w/losses + unaccounted	Mwh to NVISO
EE.1			82,316,392	65,340	88,704,772	-3,651,442	-4.0	85,053,330	85,053,373
EE.2			1,025,069	0	1,111,181	-25,706	-2.0	1,085,475	1,085,475
EE.3			6,298	0	6,929	0	0.0	6,929	6,929
EE.4			305,128	0	330,740	-7,658	-2.0	323,082	323,082
EE.9			4,715,972	0	5,056,098	-116,994	-2.0	4,939,104	4,939,104
EE.11			201,072	0	217,952	-5,047	-2.0	212,905	212,905
EE.12			12,168	0	13,155	-179	-1.0	12,976	12,976
EE.14			87,502	0	94,881	-2,182	-2.0	92,699	92,699
EE.15			438,919	0	475,793	-11,014	-2.0	464,779	464,779
EE.16			306,221	0	331,939	-7,667	-2.0	324,272	324,272
EE.17			374,224	0	405,658	-9,388	-2.0	396,270	396,270
EE.19			664	0	664	0	0.0	664	664
EE.20			19,045,742	0	20,274,987	-469,129	-2.0	19,805,858	19,805,858
EE.21			5,599,410	0	5,982,338	-138,435	-2.0	5,843,903	5,843,903
EE.22			823,511	0	892,675	-20,655	-2.0	872,020	872,020
EE.23			35,556	0	38,548	-856	-2.0	37,692	37,692
EE.24			5,648	0	6,285	0	0.0	6,285	6,285
EE.25			2,704,077	0	2,869,036	-66,384	-2.0	2,802,652	2,802,652
EE.26			6,031,177	0	6,436,069	-148,917	-2.0	6,287,152	6,287,152
EE.27			1,142,882	0	1,232,600	-28,521	-2.0	1,204,079	1,204,079
EE.28			993,652	0	1,075,444	-24,890	-2.0	1,050,554	1,050,554
EE.29			1,141,817	0	1,237,572	-28,634	-2.0	1,208,938	1,208,938
EE.102			5,284,701	0	5,537,256	-184,385	-3.0	5,352,871	5,352,871
EE.101			693,554	0	708,109	-25,000	-4.0	683,109	683,109
EE.34			92,898	0	94,772	-2,204	-2.0	92,568	92,568
EE.35			4,844,232	0	4,945,978	-114,413	-2.0	4,831,565	4,831,565
EE.36			2,617,814	0	2,768,593	-64,071	-2.0	2,704,522	2,704,522
EE.39			3,493,253	0	3,780,941	-87,496	-2.0	3,693,445	3,693,445
EE.40			197,271	0	213,852	-4,944	-2.0	208,908	208,908
EE.42			450,783	0	488,558	-11,317	-2.0	477,241	477,241
EE.43			1,473,034	0	1,596,783	-36,956	-2.0	1,559,827	1,559,827
EE.44			212,855	0	230,737	-5,334	-2.0	225,403	225,403
EE.45			1,553,583	0	1,681,319	-38,895	-2.0	1,642,424	1,642,424
EE.46			17,310	0	18,783	-529	-3.0	18,254	18,254
EE.47			23,133	0	25,092	-702	-3.0	24,390	24,390
EE.48			37,225	0	39,269	-881	-2.0	38,388	38,388
EE.49			320,636	0	345,889	-8,000	-2.0	337,889	337,889
EE.50			1,171,882	0	1,270,317	-29,393	-2.0	1,240,924	1,240,924
EE.51			212,911	0	230,783	-5,353	-2.0	225,430	225,430
EE.52			144,372	0	156,503	-3,621	-2.0	152,882	152,882
EE.54			3,601,059	0	3,903,548	-90,313	-2.0	3,813,235	3,813,235
EE.55			578,165	0	626,720	-14,492	-2.0	612,228	612,228
EE.57			25,523	0	27,688	-722	-3.0	26,966	26,966

EE.59	15,239	0	16,526	-387	-2.0	16,139	16,139	
EE.60	0	0	0	0	0.0	0	0.000	
EE.61	0	0	0	0	0.0	0	0.000	
EE.62	11	0	11	0	0.0	11	0.011	
EE.63	817,364	0	867,226	-20,073	-2.0	847,153	847,153	
EE.64	90,119	0	97,694	-2,250	-2.0	95,444	95,444	
EE.65	34,112	0	36,982	-845	-2.0	36,137	36,137	
EE.66	716,830	0	777,050	-17,990	-2.0	759,060	759,060	
EE.67	12,840	0	13,882	-223	-2.0	13,659	13,659	
EE.68	11,824	0	12,791	-158	-1.0	12,633	12,633	
EE.70	43,248	0	46,887	-1,017	-2.0	45,870	45,870	
EE.71	40,422	0	43,823	-964	-2.0	42,859	42,859	
EE.72	2,670,262	0	2,878,756	-66,607	-2.0	2,812,149	2,812,149	
EE.73	50,979	0	55,257	-1,282	-2.0	53,975	53,975	
EE.76	20,510	0	22,260	-655	-3.0	21,605	21,605	
EE.78	103,928	0	112,642	-2,615	-2.0	110,027	110,027	
EE.79	361,793	0	392,184	-9,660	-2.0	383,124	383,124	
EE.80	12,358	0	13,361	-183	-1.0	13,178	13,178	
EE.81	45,524	0	49,349	-1,108	-2.0	48,241	48,241	
EE.82	1,020,920	0	1,106,033	-25,587	-2.0	1,080,446	1,080,446	
EE.83	2,722,382	0	2,853,270	-89,545	-3.0	2,763,725	2,763,725	
EE.85	62,239	0	67,443	-1,565	-2.0	65,878	65,878	
EE.88	104,830	0	113,631	-2,608	-2.0	111,023	111,023	
EE.89	330,781	0	358,571	-8,284	-2.0	350,287	350,287	
EE.90	467,782	0	507,062	-11,733	-2.0	495,329	495,329	
EE.91	1,226	0	1,226	0	0.0	1,226	1,226	
EE.92	41,767	0	45,276	-983	-2.0	44,293	44,293	
EE.93	5,236	0	5,817	0	0.0	5,817	5,817	
EE.95	20,632	0	22,392	-650	-3.0	21,742	21,742	
EE.97	156,749	0	169,930	-3,934	-2.0	165,996	165,996	
EE.100	2,706,275	0	2,796,419	-64,694	-2.0	2,731,725	2,731,725	
EE.103	25,872	0	28,066	-738	-3.0	27,328	27,328	
EE.104	184,728	0	200,222	-4,624	-2.0	195,598	195,598	
EE.105	735	0	735	0	0.0	735	0.735	
EE.113	72,043	0	78,076	-1,794	-2.0	76,282	76,282	
EE.107	23,267	0	25,237	-715	-3.0	24,522	24,522	
EE.109	13,691	0	14,842	-265	-2.0	14,577	14,577	
EE.110	905	0	905	0	0.0	905	0.905	
EE.111	9,165	0	9,952	-32	0.0	9,920	9,920	
EE.112	6,953	0	7,677	-13	0.0	7,664	7,664	
E.1	0	0	8,762,597	0	0	8,762,597	8,762,597	
E.3	0	0	551,3818	0	0	551,3818	551,3818	
Zone Total			167,384,836	65,340	193,612,684	-5,835,900	187,776,784	187,776,827

Zone	Date	KWH from NYISO	Total Unaccounted Load per Subzone
31	Sep-18	45,379,563	683,141

Lse/Muni	PTID	NAME	CSS Load	Load Mod	Total-load mod w/losses	Unaccounted	Percent	Total - load mod w/losses + unaccounted	Mwh to NYISO
FF.1			16,140,769	347,560	17,119,536	445,466	3.0	17,565,002	17,565,019
FF.2			330,696	0	358,469	-8,291	-2.0	350,178	350,178
FF.3			93,324	0	101,168	-2,349	-2.0	98,819	98,819
FF.8			2,224	0	2,224	0	0.0	2,224	2,224
FF.10			18,336	0	19,898	-567	-3.0	19,331	19,331
FF.12			12,226	0	13,214	-173	-1.0	13,041	13,041
FF.13			993,349	0	1,069,845	-24,752	-2.0	1,045,093	1,045,093
FF.15			2,845,413	0	3,070,420	-71,060	-2.0	2,999,360	2,999,360
FF.16			1,707,576	0	1,851,015	-42,835	-2.0	1,808,180	1,808,180
FF.17			99,737	0	108,105	-2,556	-2.0	105,549	105,549
FF.19			15	0	15	0	0.0	15	0.015
FF.20			697,900	0	756,538	-17,517	-2.0	739,021	739,021
FF.21			22,885	0	24,787	-720	-3.0	24,067	24,067
FF.22			374,371	0	405,817	-9,404	-2.0	396,413	396,413
FF.23			110,784	0	120,083	-2,759	-2.0	117,324	117,324
FF.24			1,706,531	0	1,810,626	-41,894	-2.0	1,768,732	1,768,732
FF.25			48,417	0	52,485	-1,205	-2.0	51,280	51,280
FF.26			56,321	0	61,042	-1,417	-2.0	59,625	59,625
FF.29			85,446	0	92,599	-2,114	-2.0	90,485	90,485
FF.30			373,252	0	404,599	-9,365	-2.0	395,234	395,234
FF.31			44,068	0	47,768	-1,076	-2.0	46,692	46,692
FF.32			19,606	0	21,049	-642	-3.0	20,407	20,407
FF.33			5,049	0	5,598	0	0.0	5,598	5,598
FF.34			11,882	0	12,844	-160	-1.0	12,684	12,684
FF.35			37,494	0	40,629	-893	-2.0	39,736	39,736
FF.36			74,250	0	80,504	-1,860	-2.0	78,644	78,644
FF.37			6,787	0	7,507	0	0.0	7,507	7,507
FF.38			336	0	336	0	0.0	336	0.336
FF.40			1,028,511	0	1,114,903	-25,810	-2.0	1,089,093	1,089,093
FF.41			70,265	0	76,139	-1,761	-2.0	74,378	74,378
FF.42			3,065	0	3,176	0	0.0	3,176	3,176
FF.44			2,214	0	2,214	0	0.0	2,214	2,214
FF.45			175	0	189	0	0.0	189	0.189
FF.46			31	0	33	0	0.0	33	0.033
FF.48			13	0	13	0	0.0	13	0.013
FF.49			15	0	15	0	0.0	15	0.015
FF.50			5	0	5	0	0.0	5	0.005
FF.51			32,050	0	34,753	-822	-2.0	33,931	33,931
FF.52			121,495	0	124,007	-2,849	-2.0	121,158	121,158
FF.53			13,135	0	14,213	-233	-2.0	13,980	13,980
FF.54			241,393	0	261,672	-6,046	-2.0	255,626	255,626
FF.55			11,410	0	12,333	-133	-1.0	12,200	12,200
FF.56			9,681	0	10,511	-67	-1.0	10,444	10,444
FF.58			29,046	0	31,495	-722	-2.0	30,773	30,773
FF.59			17,968	0	19,485	-547	-3.0	18,938	18,938
FF.60			218,156	0	236,474	-5,460	-2.0	231,014	231,014
FF.61			13,958	0	15,106	-315	-2.0	14,791	14,791
FF.64			8,210	0	8,975	-1	0.0	8,974	8,974
FF.65			8,568	0	9,345	-7	0.0	9,338	9,338
FF.66			40,761	0	44,179	-991	-2.0	43,188	43,188
FF.96			3,835	0	4,100	0	0.0	4,100	4,100
FF.67			382,199	0	414,298	-9,587	-2.0	404,711	404,711
FF.68			828,648	0	871,450	-37,875	-4.0	809,325	809,325
FF.69			0	0	0	0	0.0	0	0.000

FF.71	15,072	0	16,369	-379	-2.0	15,990	15,990
FF.74	3,504	0	3,694	0	0.0	3,694	3,694
FF.75	2,880	0	2,959	0	0.0	2,959	2,959
FF.76	149,886	0	162,464	-3,769	-2.0	158,695	158,695
FF.77	2,128	0	2,128	0	0.0	2,128	2,128
FF.78	15,182	0	16,490	-381	-2.0	16,109	16,109
FF.79	1,946	0	1,946	0	0.0	1,946	1,946
FF.81	5,221	0	5,811	0	0.0	5,811	5,811
FF.83	51,050	0	55,335	-1,261	-2.0	54,074	54,074
FF.95	128,362	0	138,142	-3,184	-2.0	134,958	134,958
FF.87	48,069	0	52,113	-1,185	-2.0	50,928	50,928
FF.88	666	0	666	0	0.0	666	0.666
FF.98	8,551	0	9,325	-16	0.0	9,309	9,309
FF.90	6,398	0	7,102	0	0.0	7,102	7,102
FF.92	9,463	0	10,281	-50	0.0	10,231	10,231
FF.93	1,036	0	1,036	0	0.0	1,036	1,036
FF.97	939	0	939	0	0.0	939	0.939
F.1	13,037,668	0	13,241,819	508,968	4.0	13,750,787	13,750,787
Zone Total	42,491,872	347,560	44,696,422	683,124		45,379,546	45,379,563
Grand Total	2,907,245,038	79,980,609	3,190,954,702	-66,871,935		3,124,082,767	3,124,082,826

Zone	Date	KWH from NYISO	Total Unaccounted Load per Subzone							
1	Oct-18	952,753,007	-14,932,076							
Lse/Muni	PTID	NAME	CSS Load	Load Mod	Total-load mod w/losses	Unaccounted	Percent	Total - load mod w/losses + unaccounted	Mwh to NYISO	
AA.1			253,525,733	103,585	272,262,881	-4,964,566	-2.0	267,298,315	267,298.316	
AA.2			1,417,811	0	1,536,906	-27,685	-2.0	1,509,221	1,509.221	
AA.136			90,442	0	98,027	-1,842	-2.0	96,185	96.185	
AA.3			1,047,173	0	1,135,137	-20,461	-2.0	1,114,676	1,114.676	
AA.8			7,750,808	0	8,326,880	-150,045	-2.0	8,176,835	8,176.835	
AA.10			660,087	0	715,541	-12,902	-2.0	702,639	702.639	
AA.11			4,602,445	0	4,936,583	-88,945	-2.0	4,847,638	4,847.638	
AA.12			15,748,935	0	16,682,684	-300,624	-2.0	16,382,060	16,382.060	
AA.13			17,109,414	0	17,608,643	-317,303	-2.0	17,291,340	17,291.340	
AA.14			4,222,087	0	4,420,529	-79,655	-2.0	4,340,874	4,340.874	
AA.16			1,006,190	0	1,027,342	-15,796	-2.0	1,011,546	1,011.546	
AA.17			2,521,355	0	2,685,574	-48,383	-2.0	2,637,191	2,637.191	
AA.18			3,574,668	0	3,851,759	-69,419	-2.0	3,782,340	3,782.340	
AA.19			4,210,079	0	4,530,873	-81,643	-2.0	4,449,230	4,449.230	
AA.21			6,463,297	0	6,807,689	-122,663	-2.0	6,685,026	6,685.026	
AA.22			98,464,793	0	103,908,186	-1,872,435	-2.0	102,035,751	102,035.751	
AA.23			12,551,804	0	13,378,589	-241,092	-2.0	13,137,497	13,137.497	
AA.24			2,389,313	0	2,569,084	-46,299	-2.0	2,522,785	2,522.785	
AA.25			4,222,597	0	4,311,262	-77,679	-2.0	4,233,583	4,233.583	
AA.26			213,025	0	230,912	-4,168	-2.0	226,744	226.744	
AA.27			118,973	0	128,967	-2,293	-2.0	126,674	126.674	
AA.28			4,773,402	0	5,025,068	-90,554	-2.0	4,934,514	4,934.514	
AA.29			37,458,248	0	39,837,055	-717,866	-2.0	39,119,189	39,119.189	
AA.30			10,047,652	0	10,835,011	-195,243	-2.0	10,639,768	10,639.768	
AA.31			2,735,222	0	2,963,867	-53,405	-2.0	2,910,462	2,910.462	
AA.32			1,592,831	0	1,725,769	-31,087	-2.0	1,694,682	1,694.682	
AA.122			162,047,174	0	166,069,894	-2,129,144	-1.0	163,940,750	163,940.750	
AA.121			56,913,987	0	58,479,274	-852,526	-1.0	57,626,748	57,626.748	
AA.36			98,171	0	102,657	-1,878	-2.0	100,779	100.779	
AA.37			113,329	0	118,674	-2,179	-2.0	116,495	116.495	
AA.38			0	0	0	0	0.0	0	0.000	
AA.39			195,248	0	204,414	-3,723	-2.0	200,691	200.691	
AA.40			249,312	0	261,188	-4,659	-2.0	256,529	256.529	
AA.41			28,080	0	29,500	-555	-2.0	28,945	28.945	
AA.42			209,352	0	219,196	-3,963	-2.0	215,233	215.233	
AA.43			434,880	0	444,108	-8,022	-2.0	436,086	436.086	
AA.44			1,336,668	0	1,418,562	-25,551	-2.0	1,393,011	1,393.011	
AA.45			1,290,850	0	1,363,862	-18,333	-1.0	1,345,529	1,345.529	
AA.46			169,900	0	173,475	-3,109	-2.0	170,366	170.366	
AA.47			415,504	0	440,857	-7,910	-2.0	432,947	432.947	
AA.48			1,719,022	0	1,805,050	-32,527	-2.0	1,772,523	1,772.523	
AA.50			1,343,723	0	1,424,671	-25,660	-2.0	1,399,011	1,399.011	
AA.52			15,237,014	0	16,474,460	-296,861	-2.0	16,177,599	16,177.599	
AA.53			348,047	0	377,274	-6,827	-2.0	370,447	370.447	
AA.56			1,601,658	0	1,735,784	-31,270	-2.0	1,704,514	1,704.514	
AA.57			2,856,898	0	3,096,879	-55,811	-2.0	3,041,068	3,041.068	
AA.58			105,335	0	113,586	-2,052	-2.0	111,534	111.534	
AA.59			2,737,765	0	2,936,708	-52,915	-2.0	2,883,793	2,883.793	
AA.60			43,499	0	47,151	-833	-2.0	46,318	46.318	
AA.61			2,181,012	0	2,331,144	-42,015	-2.0	2,289,129	2,289.129	
AA.62			97,430	0	105,613	-1,888	-2.0	103,725	103.725	
AA.63			146,175	0	156,883	-2,836	-2.0	154,047	154.047	
AA.64			314,807	0	338,247	-6,098	-2.0	332,149	332.149	
AA.65			480,410	0	513,826	-9,251	-2.0	504,575	504.575	
AA.66			1,156,088	0	1,246,726	-22,458	-2.0	1,224,268	1,224.268	
AA.67			864,869	0	928,275	-16,712	-2.0	911,563	911.563	
AA.68			633,707	0	686,936	-12,381	-2.0	674,555	674.555	
AA.69			3,203,402	0	3,472,481	-62,571	-2.0	3,409,910	3,409.910	
AA.70			1,517,185	0	1,597,761	-28,800	-2.0	1,568,961	1,568.961	
AA.72			625,516	0	678,049	-12,207	-2.0	665,842	665.842	
AA.74			8,417,888	0	9,123,332	-164,404	-2.0	8,958,928	8,958.928	
AA.75			0	0	0	0	0.0	0	0.000	
AA.76			2,025,547	0	2,195,689	-39,569	-2.0	2,156,120	2,156.120	
AA.78			549,564	0	595,734	-10,738	-2.0	584,996	584.996	
AA.80			429,405	0	463,394	-8,367	-2.0	455,027	455.027	
AA.81			0	0	0	0	0.0	0	0.000	
AA.132			50,635	0	54,893	-977	-2.0	53,916	53.916	
AA.82			178,738	0	193,746	-3,493	-2.0	190,253	190.253	
AA.83			115,158	0	124,811	-2,220	-2.0	122,591	122.591	
AA.84			90,591	0	92,711	-1,488	-2.0	91,223	91.223	
AA.85			1,800,724	0	1,951,948	-35,180	-2.0	1,916,768	1,916.768	
AA.86			3,466	0	3,627	0	0.0	3,627	3.627	
AA.87			54,242	0	58,817	-1,022	-2.0	57,795	57.795	
AA.89			79,186	0	85,817	-1,562	-2.0	84,255	84.255	
AA.90			96,680	0	104,790	-1,890	-2.0	102,900	102.900	
AA.91			15,512,287	0	16,761,187	-302,036	-2.0	16,459,151	16,459.151	
AA.92			101,896	0	110,454	-2,004	-2.0	108,450	108.450	
AA.95			59,863	0	64,876	-1,131	-2.0	63,745	63.745	
AA.97			355,574	0	385,432	-6,937	-2.0	378,495	378.495	
AA.98			637,360	0	684,049	-12,333	-2.0	671,716	671.716	
AA.99			18,772	0	20,404	-413	-2.0	19,991	19.991	
AA.100			151,228	0	163,921	-2,966	-2.0	160,955	160.955	
AA.101			29,175,165	0	30,682,925	-552,904	-2.0	30,130,021	30,130.021	
AA.102			8,962,711	0	9,383,596	-126,699	-1.0	9,256,897	9,256.897	
AA.104			118,220	0	128,128	-2,284	-2.0	125,844	125.844	
AA.106			102,534	0	104,766	-1,975	-2.0	102,791	102.791	
AA.108			402,112	0	435,891	-7,836	-2.0	428,055	428.055	
AA.109			100,527	0	108,984	-1,966	-2.0	107,018	107.018	
AA.110			1,378,676	0	1,494,485	-26,918	-2.0	1,467,567	1,467.567	
AA.111			1,351,689	0	1,465,238	-26,416	-2.0	1,438,822	1,438.822	
AA.112			141,642	0	153,548	-2,779	-2.0	150,769	150.769	
AA.113			9,184	0	9,996	0	0.0	9,996	9.996	
AA.115			65,997	0	71,527	-1,249	-2.0	70,278	70.278	
AA.117			637,699	0	691,254	-12,456	-2.0	678,798	678.798	

AA.120	2,529,500	0	2,732,204	-49,233	-2.0	2,682,971	2,682,971
AA.123	37,475	0	40,613	-744	-2.0	39,869	39,869
AA.124	512,689	0	555,755	-10,041	-2.0	545,714	545,714
AA.125	111,164	0	120,482	-2,132	-2.0	118,350	118,350
AA.134	59,447	0	64,419	-1,196	-2.0	63,223	63,223
AA.127	130,063	0	140,988	-2,563	-2.0	138,425	138,425
AA.133	168,333	0	182,467	-3,230	-2.0	179,237	179,237
AA.129	351,272	0	380,780	-6,843	-2.0	373,937	373,937
AA.130	6,195	0	6,934	0	0.0	6,934	6,934
AA.131	1,833,001	0	1,930,189	-34,791	-2.0	1,895,398	1,895,398
AA.135	66,876	0	72,458	-1,266	-2.0	71,192	71,192
AA.137	857	0	857	0	0.0	857	0.857
A.1	2,127,129	0	2,187,282	-33,635	-2.0	2,153,647	2,153,647
A.2	0	0	17,324,999	0	0.0	17,324,999	17,324,999
A.3	0	0	5,470,494	0	0.0	5,470,494	5,470,494
A.4	0	0	36,911,251	0	0.0	36,911,251	36,911,251
A.5	0	0	0	0	0.0	0	0.000
A.6	0	0	19,778,024	0	0.0	19,778,024	19,778,024
A.7	0	0	619,314	0	0.0	619,314	619,314
A.8	0	0	261,620	-6,613	-3.0	255,007	255,007
Zone Total		840,343,362	103,585	967,685,083	-14,932,077	952,753,006	952,753,007

Zone	Date	KWH from NYISO	Total Unaccounted Load per Subzone
2	Oct-18	544,469,411	-13,743,960

Lse/Muni	PTID	NAME	CSS Load	Load Mod	Total-load mod w/losses	Unaccounted	Percent	Total - load mod w/losses + unaccounted	Mwh to NYISO
BB.1			233,205,917	27,145,030	222,734,513	-9,016,390	-4.0	213,718,123	213,718,124
BB.2			2,639,834	0	2,861,594	-51,573	-2.0	2,810,021	2,810,021
BB.3			764,183	0	812,203	-14,640	-2.0	797,563	797,563
BB.4			999,343	0	1,083,305	-19,516	-2.0	1,063,789	1,063,789
BB.9			951,242	0	1,027,298	-18,519	-2.0	1,008,779	1,008,779
BB.11			623,163	0	675,515	-12,180	-2.0	663,335	663,335
BB.13			285,195	0	309,148	-5,584	-2.0	303,564	303,564
BB.15			1,506,808	0	1,538,414	-27,750	-2.0	1,510,664	1,510,664
BB.16			63,455,137	0	67,897,384	-1,223,504	-2.0	66,673,880	66,673,880
BB.17			23,727,303	0	25,276,536	-455,492	-2.0	24,821,044	24,821,044
BB.18			8,784,632	0	9,119,168	-164,318	-2.0	8,954,850	8,954,850
BB.19			223,119	0	241,868	-4,359	-2.0	237,509	237,509
BB.20			15,651	0	16,997	-133	-1.0	16,864	16,864
BB.21			14,957,218	0	15,665,186	-282,298	-2.0	15,382,888	15,382,888
BB.22			40,444,797	0	43,141,469	-777,388	-2.0	42,364,081	42,364,081
BB.23			2,053,376	0	2,224,378	-40,092	-2.0	2,184,286	2,184,286
BB.24			1,912,758	0	2,073,429	-37,361	-2.0	2,036,068	2,036,068
BB.25			1,912,380	0	2,072,800	-37,356	-2.0	2,035,444	2,035,444
BB.29			881,376	0	899,877	-16,221	-2.0	883,656	883,656
BB.30			954,480	0	974,550	-17,554	-2.0	956,996	956,996
BB.31			0	0	0	0	0.0	0	0.000
BB.32			57,420	0	58,810	-948	-2.0	57,862	57,862
BB.33			0	0	0	0	0.0	0	0.000
BB.34			1,586,628	0	1,619,997	-29,146	-2.0	1,590,851	1,590,851
BB.35			0	0	0	0	0.0	0	0.000
BB.36			2,175,193	0	2,220,889	-40,060	-2.0	2,180,829	2,180,829
BB.37			0	0	0	0	0.0	0	0.000
BB.38			1,359,434	0	1,448,363	-26,102	-2.0	1,422,261	1,422,261
BB.39			1,346,652	0	1,428,808	-25,761	-2.0	1,403,047	1,403,047
BB.41			1,631,157	0	1,768,182	-31,864	-2.0	1,736,318	1,736,318
BB.42			277,603	0	300,929	-5,433	-2.0	295,496	295,496
BB.45			979,305	0	1,061,570	-19,111	-2.0	1,042,459	1,042,459
BB.46			2,710,138	0	2,937,799	-52,935	-2.0	2,884,864	2,884,864
BB.47			102,575	0	111,185	-1,963	-2.0	109,222	109,222
BB.48			12,933,717	0	13,778,640	-248,278	-2.0	13,530,362	13,530,362
BB.49			31,230	0	33,847	-744	-2.0	33,103	33,103
BB.50			75,508	0	81,827	-1,499	-2.0	80,328	80,328
BB.51			418,325	0	453,450	-8,178	-2.0	445,272	445,272
BB.52			2,451,672	0	2,657,617	-47,890	-2.0	2,609,727	2,609,727
BB.53			212,971	0	230,867	-4,120	-2.0	226,747	226,747
BB.54			537,260	0	582,396	-10,496	-2.0	571,900	571,900
BB.56			1,247	0	1,302	0	0.0	1,302	1,302
BB.57			9,795	0	10,490	0	0.0	10,490	10,490
BB.58			6,050,153	0	6,558,042	-118,191	-2.0	6,439,851	6,439,851
BB.59			1,825,353	0	1,978,676	-35,672	-2.0	1,943,004	1,943,004
BB.61			232,682	0	252,241	-4,573	-2.0	247,668	247,668
BB.63			53,911	0	58,419	-981	-2.0	57,438	57,438
BB.64			88	0	88	0	0.0	88	0.088
BB.65			451	0	474	0	0.0	474	0.474
BB.66			15,740	0	16,742	-259	-2.0	16,483	16,483
BB.67			15,380	0	16,123	-326	-2.0	15,797	15,797
BB.68			0	0	0	0	0.0	0	0.000
BB.69			3,134	0	3,281	-71	-2.0	3,210	3,210
BB.70			0	0	0	0	0.0	0	0.000
BB.71			5,191,068	0	5,300,776	-95,526	-2.0	5,205,250	5,205,250
BB.72			163,092	0	176,791	-3,198	-2.0	173,593	173,593
BB.73			121,206	0	131,374	-2,365	-2.0	129,009	129,009
BB.74			1,375,493	0	1,404,426	-25,273	-2.0	1,379,153	1,379,153
BB.75			1,401,512	0	1,518,900	-27,372	-2.0	1,491,528	1,491,528
BB.76			48,021	0	52,059	-909	-2.0	51,150	51,150
BB.77			75,016	0	81,318	-1,492	-2.0	79,826	79,826
BB.79			481,195	0	521,610	-9,397	-2.0	512,213	512,213
BB.80			78,092	0	84,639	-1,557	-2.0	83,082	83,082
BB.81			1,237,280	0	1,337,981	-24,104	-2.0	1,313,877	1,313,877
BB.82			104,924	0	113,718	-2,053	-2.0	111,665	111,665
BB.85			24,483	0	26,552	-618	-2.0	25,934	25,934
BB.87			353,036	0	382,687	-6,891	-2.0	375,796	375,796
BB.88			348,906	0	378,209	-6,790	-2.0	371,419	371,419
BB.89			80,302	0	87,009	-1,637	-2.0	85,372	85,372
BB.90			1,791,862	0	1,942,373	-35,007	-2.0	1,907,366	1,907,366
BB.92			92,269	0	100,024	-1,821	-2.0	98,203	98,203
BB.93			11,224,978	0	11,747,228	-395,011	-3.0	11,352,217	11,352,217

BB.95	100,978	0	109,455	-1,982	-2.0	107,473	107,473
BB.98	377,836	0	409,562	-7,375	-2.0	402,187	402,187
BB.99	227,911	0	247,043	-4,468	-2.0	242,575	242,575
BB.100	836,030	0	906,248	-16,331	-2.0	889,917	889,917
BB.101	2,274,921	0	2,466,017	-44,438	-2.0	2,421,579	2,421,579
BB.102	108,143	0	117,223	-2,100	-2.0	115,123	115,123
BB.103	18,784	0	20,395	-313	-2.0	20,082	20,082
BB.105	94,918	0	102,863	-1,863	-2.0	101,000	101,000
BB.107	436,747	0	473,422	-8,521	-2.0	464,901	464,901
BB.110	1,784,598	0	1,917,049	-34,557	-2.0	1,882,492	1,882,492
BB.111	9,594	0	10,417	0	0.0	10,417	10,417
BB.112	271,854	0	294,688	-5,341	-2.0	289,347	289,347
BB.113	52,056	0	56,397	-976	-2.0	55,421	55,421
BB.114	264,338	0	269,864	-4,893	-2.0	264,971	264,971
BB.125	373,920	0	403,607	-7,268	-2.0	396,339	396,339
BB.116	122,125	0	132,356	-2,411	-2.0	129,945	129,945
BB.122	32,632	0	35,391	-744	-2.0	34,647	34,647
BB.118	87,380	0	94,716	-1,725	-2.0	92,991	92,991
BB.119	3,695	0	3,921	0	0.0	3,921	3,921
BB.121	835,900	0	887,620	-15,997	-2.0	871,623	871,623
BB.124	246,930	0	267,678	-4,808	-2.0	262,870	262,870
B.2	0	0	72,043,714	0	0.0	72,043,714	72,043,714
B.3	0	0	11,239,365	0	0.0	11,239,365	11,239,365
Zone Total		470,146,659	27,145,030	558,213,371	-13,743,961	544,469,410	544,469,411

Zone	Date	KWH from NYISO	Total Unaccounted Load per Subzone
3	Oct-18	325,799,568	-5,051,685

Lse/Muni	PTID	NAME	CSS Load	Load Mod	Total-load mod w/losses	Unaccounted	Percent	Total - load mod w/losses + unaccounted	Mwh to NYISO
CC.1			141,296,617	45,242,870	106,180,605	-1,556,919	-1.0	104,623,686	104,623,705
CC.2			2,562,614	0	2,777,880	-50,051	-2.0	2,727,829	2,727,829
CC.3			119,651	0	129,711	-2,283	-2.0	127,428	127,428
CC.4			762,459	0	826,515	-14,905	-2.0	811,610	811,610
CC.9			399,294	0	431,891	-7,780	-2.0	424,111	424,111
CC.11			408,391	0	442,701	-7,961	-2.0	434,740	434,740
CC.13			475,258	0	515,186	-9,289	-2.0	505,897	505,897
CC.14			0	0	0	0	0.0	0	0.000
CC.15			4,057,170	0	4,393,837	-79,158	-2.0	4,314,679	4,314,679
CC.17			60,116,154	0	63,640,269	-1,146,798	-2.0	62,493,471	62,493,471
CC.18			16,504,179	0	17,622,367	-317,559	-2.0	17,304,808	17,304,808
CC.19			1,440,338	0	1,561,337	-28,121	-2.0	1,533,216	1,533,216
CC.20			475,013	0	514,907	-9,271	-2.0	505,636	505,636
CC.21			12,838	0	13,896	-36	0.0	13,860	13,860
CC.22			4,143,219	0	4,383,057	-78,988	-2.0	4,304,069	4,304,069
CC.23			18,161,870	0	19,394,635	-349,496	-2.0	19,045,139	19,045,139
CC.24			1,002,665	0	1,086,130	-19,599	-2.0	1,066,531	1,066,531
CC.25			2,295,453	0	2,486,247	-44,798	-2.0	2,441,449	2,441,449
CC.26			3,320,372	0	3,548,252	-63,930	-2.0	3,484,322	3,484,322
CC.30			57,696	0	58,898	-1,198	-2.0	57,700	57,700
CC.31			133,027	0	135,771	-2,443	-2.0	133,328	133,328
CC.32			6,157,206	0	6,549,610	-118,027	-2.0	6,431,583	6,431,583
CC.33			4,556	0	5,052	0	0.0	5,052	5,052
CC.35			299,684	0	324,852	-5,857	-2.0	318,995	318,995
CC.36			226,924	0	245,979	-4,445	-2.0	241,534	241,534
CC.37			202,499	0	206,756	-3,718	-2.0	203,038	203,038
CC.40			971,318	0	1,052,910	-18,968	-2.0	1,033,942	1,033,942
CC.41			3,766,755	0	4,083,142	-73,589	-2.0	4,009,553	4,009,553
CC.42			58,509	0	63,443	-1,206	-2.0	62,237	62,237
CC.43			5,976,515	0	6,389,356	-115,154	-2.0	6,274,202	6,274,202
CC.44			19,827	0	21,534	-382	-2.0	21,152	21,152
CC.45			62,053	0	67,273	-1,170	-2.0	66,103	66,103
CC.46			52,094	0	53,182	-807	-2.0	52,375	52,375
CC.47			375,500	0	407,055	-7,329	-2.0	399,726	399,726
CC.48			2,341,991	0	2,538,716	-45,749	-2.0	2,492,967	2,492,967
CC.49			121,110	0	131,302	-2,359	-2.0	128,943	128,943
CC.50			433,206	0	469,604	-8,464	-2.0	461,140	461,140
CC.52			8,343,617	0	9,044,191	-162,972	-2.0	8,881,219	8,881,219
CC.96			1,632,058	0	1,769,153	-31,892	-2.0	1,737,261	1,737,261
CC.54			100,796	0	109,271	-1,974	-2.0	107,297	107,297
CC.57			82	0	87	0	0.0	87	0.087
CC.58			3	0	3	0	0.0	3	0.003
CC.59			0	0	0	0	0.0	0	0.000
CC.60			0	0	0	0	0.0	0	0.000
CC.61			3,121	0	3,263	0	0.0	3,263	3.263
CC.62			4,086	0	4,320	-1	0.0	4,319	4.319
CC.63			1	0	1	0	0.0	1	0.001
CC.64			3	0	3	0	0.0	3	0.003
CC.65			25	0	25	0	0.0	25	0.025
CC.66			17	0	18	0	0.0	18	0.018
CC.67			44	0	46	0	0.0	46	0.046
CC.68			0	0	0	0	0.0	0	0.000
CC.69			0	0	0	0	0.0	0	0.000
CC.70			3,653	0	3,724	0	0.0	3,724	3.724
CC.71			663	0	727	0	0.0	727	0.727
CC.72			0	0	0	0	0.0	0	0.000
CC.73			64	0	66	0	0.0	66	0.066
CC.74			43	0	44	0	0.0	44	0.044
CC.75			85	0	85	0	0.0	85	0.085
CC.76			450	0	459	-8	-2.0	451	0.451
CC.77			12	0	12	0	0.0	12	0.012
CC.78			273	0	275	-1	0.0	274	0.274
CC.79			94	0	94	0	0.0	94	0.094
CC.80			36	0	36	0	0.0	36	0.036
CC.81			145	0	145	0	0.0	145	0.145
CC.82			949	0	993	-12	-1.0	981	0.981
CC.83			18	0	18	0	0.0	18	0.018
CC.84			13	0	14	0	0.0	14	0.014
CC.85			0	0	0	0	0.0	0	0.000

CC.86	18	0	18	0	0.0	18	0.018
CC.87	28	0	28	0	0.0	28	0.028
CC.88	24	0	24	0	0.0	24	0.024
CC.89	13	0	13	0	0.0	13	0.013
CC.90	32	0	32	0	0.0	32	0.032
CC.91	15	0	15	0	0.0	15	0.015
CC.92	0	0	0	0	0.0	0	0.000
CC.93	73	0	78	-2	-3.0	76	0.076
CC.145	1,727,995	0	1,831,433	-33,015	-2.0	1,798,418	1,798.418
CC.94	152,480	0	165,297	-2,982	-2.0	162,315	162.315
CC.95	85,293	0	92,442	-1,670	-2.0	90,772	90.772
CC.97	1,843,058	0	1,997,340	-35,987	-2.0	1,961,353	1,961.353
CC.98	65,328	0	70,811	-1,225	-2.0	69,586	69.586
CC.99	98,973	0	107,284	-1,934	-2.0	105,350	105.350
CC.101	550,670	0	596,936	-10,737	-2.0	586,199	586.199
CC.102	42,568	0	46,139	-808	-2.0	45,331	45.331
CC.103	641,995	0	695,935	-12,535	-2.0	683,400	683.400
CC.104	156,766	0	169,940	-3,048	-2.0	166,892	166.892
CC.107	36,687	0	39,750	-751	-2.0	38,999	38.999
CC.109	397,618	0	431,021	-7,760	-2.0	423,261	423.261
CC.110	452,678	0	490,704	-8,836	-2.0	481,868	481.868
CC.111	52,629	0	57,061	-976	-2.0	56,085	56.085
CC.112	23,562	0	24,054	-434	-2.0	23,620	23.620
CC.113	2,045,672	0	2,217,504	-39,962	-2.0	2,177,542	2,177.542
CC.114	776,024	0	841,213	-15,165	-2.0	826,048	826.048
CC.115	47,041	0	51,016	-832	-2.0	50,184	50.184
CC.116	14,120,940	0	14,734,591	-144,918	-1.0	14,589,673	14,589.673
CC.118	148,341	0	160,807	-2,900	-2.0	157,907	157.907
CC.121	87,344	0	94,678	-1,757	-2.0	92,921	92.921
CC.122	83,956	0	91,014	-1,661	-2.0	89,353	89.353
CC.123	864,135	0	936,724	-16,873	-2.0	919,851	919.851
CC.124	567,170	0	614,804	-11,069	-2.0	603,735	603.735
CC.125	107,510	0	116,520	-2,093	-2.0	114,427	114.427
CC.126	20,071	0	21,765	-390	-2.0	21,375	21.375
CC.128	26,657	0	28,890	-667	-2.0	28,223	28.223
CC.130	378,083	0	409,835	-7,382	-2.0	402,453	402.453
CC.133	5,089,507	0	5,271,700	-94,994	-2.0	5,176,706	5,176.706
CC.134	11,816	0	12,788	0	0.0	12,788	12.788
CC.135	280,456	0	304,008	-5,493	-2.0	298,515	298.515
CC.136	14,840	0	16,102	0	0.0	16,102	16.102
CC.148	103,561	0	112,256	-2,006	-2.0	110,250	110.250
CC.138	69,289	0	75,067	-1,332	-2.0	73,735	73.735
CC.146	13,325	0	14,446	-28	0.0	14,418	14.418
CC.140	93,565	0	101,426	-1,827	-2.0	99,599	99.599
CC.141	6,714	0	7,458	0	0.0	7,458	7.458
CC.142	120,431	0	123,042	-2,151	-2.0	120,891	120.891
CC.143	72,320	0	73,835	-1,357	-2.0	72,478	72.478
CC.144	1,166,661	0	1,206,107	-21,727	-2.0	1,184,380	1,184.380
CC.147	61,812	0	66,991	-1,160	-2.0	65,831	65.831
CC.149	58	0	58	0	0.0	58	0.058
C.1	5,217,986	0	5,270,686	-30,086	-1.0	5,240,600	5,240.600
C.2	0	0	9,455,759	0	0.0	9,455,759	9,455.759
C.3	0	0	748,107	0	0.0	748,107	748.107
C.4	227,694	0	238,396	-1,354	-1.0	237,042	237.042
C.5	0	0	0	0	0.0	0	0.000
C.6	0	0	9,280,559	0	0.0	9,280,559	9,280.559
C.7	0	0	470,110	0	0.0	470,110	470.110
C.8	6,730,035	0	6,871,369	-123,836	-2.0	6,747,533	6,747.533
C.9	290,673	0	304,336	-1,317	0.0	303,019	303.019
Zone Total	334,076,566	45,242,870	330,851,253	-5,051,704		325,799,549	325,799.568

Zone	Date	KWH from NYISO	Total Unaccounted Load per Subzone
4	Oct-18	870,261,354	-11,055,189

Lse/Muni	PTID	NAME	CSS Load	Load Mod	Total-load mod w/losses	Unaccounted	Percent	Total - load mod w/losses + unaccounted	Mwh to NYISO
DD.1			330,946,940	52,255,505	303,621,520	-1,389,778	0.0	302,231,742	302,231.736
DD.2			4,158,298	0	4,507,426	-81,231	-2.0	4,426,195	4,426.195
DD.3			186,933	0	202,618	-3,625	-2.0	198,993	198.993
DD.4			2,211,410	0	2,397,173	-43,194	-2.0	2,353,979	2,353.979
DD.9			765,950	0	821,592	-14,793	-2.0	806,799	806.799
DD.11			664,206	0	719,989	-12,980	-2.0	707,009	707.009
DD.13			7,267,684	0	7,420,285	-9,056	0.0	7,411,229	7,411.229
DD.14			1,116,453	0	1,193,780	-21,505	-2.0	1,172,275	1,172.275
DD.15			70,129	0	76,009	-1,338	-2.0	74,671	74.671
DD.17			143,356,461	0	151,706,634	-2,733,744	-2.0	148,972,890	148,972.890
DD.18			138,906,226	0	144,174,773	-2,598,026	-2.0	141,576,747	141,576.747
DD.19			26,159,574	0	27,165,324	-489,521	-2.0	26,675,803	26,675.803
DD.20			338,637	0	367,093	-6,614	-2.0	360,479	360.479
DD.21			46,761	0	50,695	-793	-2.0	49,902	49.902
DD.22			3,810,029	0	4,004,338	-72,155	-2.0	3,932,183	3,932.183
DD.23			36,983,531	0	39,815,320	-717,475	-2.0	39,097,845	39,097.845
DD.24			215,502	0	233,615	-4,216	-2.0	229,399	229.399
DD.25			4,115,591	0	4,458,823	-80,345	-2.0	4,378,478	4,378.478
DD.26			6,433,999	0	6,950,344	-125,244	-2.0	6,825,100	6,825.100
DD.29			34,240	0	34,960	-627	-2.0	34,333	34.333
DD.30			25,282,288	0	26,385,885	-475,476	-2.0	25,910,409	25,910.409
DD.34			489,223	0	530,313	-9,542	-2.0	520,771	520.771
DD.35			385,510	0	417,876	-7,532	-2.0	410,344	410.344
DD.38			3,581,251	0	3,881,764	-69,957	-2.0	3,811,807	3,811.807
DD.39			7,035,364	0	7,579,626	-136,573	-2.0	7,443,053	7,443.053
DD.40			314,568	0	340,994	-6,140	-2.0	334,854	334.854
DD.41			7,311,368	0	7,913,089	-142,596	-2.0	7,770,493	7,770.493
DD.42			44,798	0	45,739	-825	-2.0	44,914	44.914
DD.43			354,391	0	361,840	-6,520	-2.0	355,320	355.320
DD.44			48,464	0	52,544	-905	-2.0	51,639	51.639
DD.45			334,606	0	362,715	-6,540	-2.0	356,175	356.175
DD.46			1,062,498	0	1,151,750	-20,755	-2.0	1,130,995	1,130.995
DD.47			2,587,685	0	2,805,055	-50,539	-2.0	2,754,516	2,754.516

DD.48	812,669	0	880,936	-15,868	-2.0	865,068	865,068
DD.49	5,215,804	0	5,651,317	-101,837	-2.0	5,549,480	5,549,480
DD.51	14,392,830	0	15,601,330	-281,127	-2.0	15,320,203	15,320,203
DD.52	107,987	0	110,292	-1,950	-2.0	108,342	108,342
DD.53	3,802,730	0	4,121,025	-74,262	-2.0	4,046,763	4,046,763
DD.56	535,004	0	579,940	-10,466	-2.0	569,474	569,474
DD.57	193,337	0	209,577	-3,761	-2.0	205,816	205,816
DD.58	783	0	783	0	0.0	783	0.783
DD.59	0	0	0	0	0.0	0	0.000
DD.60	2,420	0	2,517	0	0.0	2,517	2,517
DD.61	0	0	0	0	0.0	0	0.000
DD.62	810	0	846	-12	-1.0	834	0.834
DD.63	1,488	0	1,488	0	0.0	1,488	1,488
DD.64	6,733	0	6,866	-126	-2.0	6,740	6,740
DD.65	12	0	12	0	0.0	12	0.012
DD.66	43	0	44	-1	-2.0	43	0.043
DD.68	98	0	101	-1	-1.0	100	0.100
DD.69	6,560,306	0	6,822,096	-122,917	-2.0	6,699,179	6,699,179
DD.70	354,660	0	384,436	-6,940	-2.0	377,496	377,496
DD.71	569,538	0	581,487	-10,526	-2.0	570,961	570,961
DD.72	247,666	0	268,477	-4,816	-2.0	263,661	263,661
DD.73	2,373,534	0	2,423,364	-43,730	-2.0	2,379,634	2,379,634
DD.74	3,043,628	0	3,288,251	-59,257	-2.0	3,228,994	3,228,994
DD.75	187,882	0	203,140	-3,671	-2.0	199,469	199,469
DD.76	150,847	0	163,510	-2,960	-2.0	160,550	160,550
DD.78	1,896,066	0	2,055,184	-37,037	-2.0	2,018,147	2,018,147
DD.79	159,033	0	172,387	-3,094	-2.0	169,293	169,293
DD.80	574,590	0	622,852	-11,230	-2.0	611,622	611,622
DD.81	269,952	0	275,576	-4,905	-2.0	270,671	270,671
DD.82	1,272,456	0	1,299,139	-23,397	-2.0	1,275,742	1,275,742
DD.83	191,376	0	195,621	-3,492	-2.0	192,129	192,129
DD.84	268,194	0	290,728	-5,266	-2.0	285,462	285,462
DD.87	176,708	0	191,544	-3,457	-2.0	188,087	188,087
DD.89	7,298,495	0	7,720,515	-139,126	-2.0	7,581,389	7,581,389
DD.90	1,341,840	0	1,454,542	-26,207	-2.0	1,428,335	1,428,335
DD.91	58,249	0	63,119	-1,169	-2.0	61,950	61,950
DD.92	4,726,797	0	5,123,844	-92,319	-2.0	5,031,525	5,031,525
DD.93	362,525	0	392,968	-7,093	-2.0	385,875	385,875
DD.94	13,407	0	14,585	0	0.0	14,585	14,585
DD.95	38,712,054	0	39,866,374	-126,838	0.0	39,739,536	39,739,536
DD.97	496,720	0	538,446	-9,679	-2.0	528,767	528,767
DD.100	644,453	0	698,603	-12,561	-2.0	686,042	686,042
DD.101	114,273	0	123,874	-2,204	-2.0	121,670	121,670
DD.102	1,562,339	0	1,693,583	-30,532	-2.0	1,663,051	1,663,051
DD.103	2,213,333	0	2,399,254	-43,238	-2.0	2,356,016	2,356,016
DD.127	9,148	0	9,844	0	0.0	9,844	9,844
DD.104	200,600	0	217,453	-3,931	-2.0	213,522	213,522
DD.105	39,710	0	43,053	-784	-2.0	42,269	42,269
DD.107	778,248	0	843,616	-15,194	-2.0	828,422	828,422
DD.109	804,963	0	872,564	-15,717	-2.0	856,847	856,847
DD.112	10,720,928	0	11,518,658	-207,558	-2.0	11,311,100	11,311,100
DD.113	198,842	0	215,533	-3,845	-2.0	211,688	211,688
DD.114	687,535	0	745,283	-13,432	-2.0	731,851	731,851
DD.115	48,921	0	53,005	-894	-2.0	52,111	52,111
DD.124	192,464	0	208,640	-3,764	-2.0	204,876	204,876
DD.117	296,070	0	320,927	-5,749	-2.0	315,178	315,178
DD.123	68,449	0	74,212	-1,355	-2.0	72,857	72,857
DD.119	152,833	0	165,672	-2,972	-2.0	162,700	162,700
DD.120	35,539	0	38,523	-744	-2.0	37,779	37,779
DD.122	2,582,810	0	2,799,754	-50,453	-2.0	2,749,301	2,749,301
DD.125	115,371	0	125,050	-2,264	-2.0	122,786	122,786
DD.126	328,177	0	355,754	-6,426	-2.0	349,328	349,328
D.1	0	0	1,270,839	0	0.0	1,270,839	1,270,839
D.2	0	0	131,687	0	0.0	131,687	131,687
D.3	0	0	0	0	0.0	0	0.000
D.4	0	0	0	0	0.0	0	0.000
D.5	262,307	0	274,634	-2,726	-1.0	271,908	271,908
D.6	345,725	0	349,226	-6,254	-2.0	342,972	342,972
D.7	29,048	0	29,343	-503	-2.0	28,840	28,840
D.8	161,734	0	163,369	-2,947	-2.0	160,422	160,422
D.14	2,197,670	0	2,243,830	-40,439	-2.0	2,203,391	2,203,391
Zone Total	877,791,329	52,255,505	881,316,543	-11,055,183		870,261,360	870,261,354

Zone	Date	KWH from NVISO	Total Unaccounted Load per Subzone						
29	Oct-18	182,433,442	5,728,690						
Lse/Muni	PTID	NAME	CSS Load	Load Mod	Total-load mod w/losses	Unaccounted	Percent	Total - load mod w/losses + unaccounted	Mwh to NVISO
EE.1			77,822,965	93,150	83,822,255	-3,879,216	-5.0	79,943,039	79,943.037
EE.2			942,691	0	1,021,875	-18,402	-2.0	1,003,473	1,003.473
EE.3			4,286	0	4,651	0	0.0	4,651	4.651
EE.4			278,638	0	302,054	-5,462	-2.0	296,592	296.592
EE.9			4,759,483	0	5,107,270	-92,033	-2.0	5,015,237	5,015.237
EE.11			163,295	0	177,009	-3,177	-2.0	173,832	173.832
EE.12			11,503	0	12,435	0	0.0	12,435	12.435
EE.14			95,433	0	103,445	-1,792	-2.0	101,653	101.653
EE.15			481,286	0	521,708	-9,397	-2.0	512,311	512.311
EE.16			312,508	0	338,742	-6,100	-2.0	332,642	332.642
EE.17			404,819	0	438,814	-7,910	-2.0	430,904	430.904
EE.19			213	0	213	0	0.0	213	0.213
EE.20			19,007,925	0	20,227,075	-364,494	-2.0	19,862,581	19,862.581
EE.21			5,690,680	0	6,073,486	-109,449	-2.0	5,964,037	5,964.037
EE.22			839,797	0	910,330	-16,398	-2.0	893,932	893.932
EE.23			33,127	0	35,955	-744	-2.0	35,211	35.211
EE.24			4,866	0	5,351	0	0.0	5,351	5.351
EE.25			2,464,463	0	2,614,810	-47,126	-2.0	2,567,684	2,567.684
EE.26			6,019,725	0	6,421,861	-115,725	-2.0	6,306,136	6,306.136
EE.27			1,147,379	0	1,237,716	-22,293	-2.0	1,215,423	1,215.423
EE.28			914,998	0	990,944	-17,827	-2.0	973,117	973.117

EE.29	1,097,111	0	1,188,374	-21,411	-2.0	1,166,963	1,166.963
EE.102	5,321,378	0	5,568,215	-228,238	-4.0	5,339,977	5,339.977
EE.101	773,800	0	790,036	-33,048	-4.0	756,988	756.988
EE.34	89,011	0	90,756	-1,593	-2.0	89,163	89.163
EE.35	5,566,464	0	5,683,387	-102,405	-2.0	5,580,982	5,580.982
EE.36	2,691,776	0	2,846,268	-51,285	-2.0	2,794,983	2,794.983
EE.39	3,492,889	0	3,780,699	-68,125	-2.0	3,712,574	3,712.574
EE.40	181,275	0	196,488	-3,546	-2.0	192,942	192.942
EE.42	431,739	0	467,875	-8,444	-2.0	459,431	459.431
EE.43	1,357,063	0	1,471,054	-26,518	-2.0	1,444,536	1,444.536
EE.44	85,517	0	92,692	-1,667	-2.0	91,025	91.025
EE.45	1,520,938	0	1,645,957	-29,664	-2.0	1,616,293	1,616.293
EE.46	15,788	0	17,130	-161	-1.0	16,969	16.969
EE.47	22,683	0	24,617	-515	-2.0	24,102	24.102
EE.48	33,855	0	35,463	-766	-2.0	34,697	34.697
EE.49	264,900	0	286,354	-5,139	-2.0	281,215	281.215
EE.50	1,068,880	0	1,158,669	-20,871	-2.0	1,137,798	1,137.798
EE.51	209,220	0	226,792	-4,030	-2.0	222,762	222.762
EE.52	127,945	0	138,691	-2,441	-2.0	136,250	136.250
EE.54	3,265,094	0	3,539,363	-63,780	-2.0	3,475,583	3,475.583
EE.55	544,936	0	590,687	-10,648	-2.0	580,039	580.039
EE.57	29,191	0	31,681	-710	-2.0	30,971	30.971
EE.59	13,755	0	14,913	-26	0.0	14,887	14.887
EE.60	0	0	0	0	0.0	0	0.000
EE.61	0	0	0	0	0.0	0	0.000
EE.62	19	0	19	0	0.0	19	0.019
EE.63	923,146	0	979,447	-17,640	-2.0	961,807	961.807
EE.64	81,161	0	87,945	-1,599	-2.0	86,346	86.346
EE.65	33,088	0	35,892	-744	-2.0	35,148	35.148
EE.66	735,237	0	796,999	-14,339	-2.0	782,660	782.660
EE.67	12,000	0	12,994	0	0.0	12,994	12.994
EE.68	10,611	0	11,500	0	0.0	11,500	11.500
EE.70	39,924	0	43,285	-764	-2.0	42,521	42.521
EE.71	38,437	0	41,651	-752	-2.0	40,899	40.899
EE.72	2,669,221	0	2,879,134	-51,878	-2.0	2,827,256	2,827.256
EE.73	53,689	0	58,206	-1,008	-2.0	57,198	57.198
EE.76	19,231	0	20,896	-337	-2.0	20,559	20.559
EE.78	94,476	0	102,407	-1,913	-2.0	100,494	100.494
EE.79	295,051	0	319,833	-5,810	-2.0	314,023	314.023
EE.80	11,673	0	12,619	0	0.0	12,619	12.619
EE.81	44,103	0	47,814	-836	-2.0	46,978	46.978
EE.82	943,643	0	1,022,262	-18,408	-2.0	1,003,854	1,003.854
EE.83	3,023,015	0	3,168,278	-128,302	-4.0	3,039,976	3,039.976
EE.85	54,418	0	59,000	-1,021	-2.0	57,979	57.979
EE.88	89,719	0	97,253	-1,752	-2.0	95,501	95.501
EE.89	304,938	0	330,544	-5,945	-2.0	324,599	324.599
EE.90	452,189	0	490,168	-8,822	-2.0	481,346	481.346
EE.91	801	0	801	0	0.0	801	0.801
EE.92	38,331	0	41,558	-745	-2.0	40,813	40.813
EE.93	5,455	0	6,048	0	0.0	6,048	6.048
EE.95	20,194	0	21,926	-412	-2.0	21,514	21.514
EE.97	231,431	0	250,885	-4,526	-2.0	246,359	246.359
EE.100	2,814,771	0	2,905,849	-52,362	-2.0	2,853,487	2,853.487
EE.103	21,884	0	23,750	-481	-2.0	23,269	23.269
EE.104	175,269	0	189,987	-3,435	-2.0	186,552	186.552
EE.105	999	0	999	0	0.0	999	0.999
EE.113	73,610	0	79,778	-1,483	-2.0	78,295	78.295
EE.107	22,411	0	24,306	-497	-2.0	23,809	23.809
EE.114	12,331	0	13,351	-211	-2.0	13,140	13.140
EE.109	12,339	0	13,360	0	0.0	13,360	13.360
EE.110	981	0	981	0	0.0	981	0.981
EE.111	12,600	0	13,670	-90	-1.0	13,580	13.580
EE.112	3,994	0	4,300	0	0.0	4,300	4.300
E.1	0	0	9,570,466	0	0.0	9,570,466	9,570.466
E.3	0	0	4,127,811	0	0.0	4,127,811	4,127.811
Zone Total		162,981,678	93,150	188,162,132	-5,728,688	182,433,444	182,433.442
Zone	Date	KWH from NVISO		Total Unaccounted Load per Subzone			
31	Oct-18	52,608,051	1,437,704				

Lse/Muni	PTID	NAME	CSS Load	Load Mod	Total-load mod w/losses	Unaccounted	Percent	Total - load mod w/losses + unaccounted	Mwh to NVISO
FF.1			16,517,116	963,214	16,879,552	717,015	4.0	17,596,567	17,596.531
FF.2			331,724	0	359,583	-6,456	-2.0	353,127	353.127
FF.3			90,393	0	97,981	-1,774	-2.0	96,207	96.207
FF.8			2,277	0	2,277	0	0.0	2,277	2.277
FF.10			17,704	0	19,236	-263	-1.0	18,973	18.973
FF.12			12,823	0	13,892	-2	0.0	13,890	13.890
FF.13			1,197,161	0	1,287,721	-23,198	-2.0	1,264,523	1,264.523
FF.15			3,096,390	0	3,336,246	-60,116	-2.0	3,276,130	3,276.130
FF.16			1,510,726	0	1,637,614	-29,509	-2.0	1,608,105	1,608.105
FF.17			101,145	0	109,625	-1,955	-2.0	107,670	107.670
FF.18			8,654	0	9,364	0	0.0	9,364	9.364
FF.19			245	0	245	0	0.0	245	0.245
FF.20			654,846	0	709,852	-12,788	-2.0	697,064	697.064
FF.21			21,172	0	22,961	-479	-2.0	22,482	22.482
FF.22			379,152	0	411,002	-7,392	-2.0	403,610	403.610
FF.23			119,628	0	129,689	-2,312	-2.0	127,377	127.377
FF.24			1,827,968	0	1,939,485	-34,952	-2.0	1,904,533	1,904.533
FF.25			97,100	0	105,225	-1,893	-2.0	103,332	103.332
FF.26			58,241	0	63,107	-1,080	-2.0	62,027	62.027
FF.29			86,183	0	93,417	-1,690	-2.0	91,727	91.727
FF.30			351,211	0	380,710	-6,859	-2.0	373,851	373.851
FF.31			11,253	0	12,129	-190	-2.0	11,939	11.939
FF.32			18,004	0	19,293	-231	-1.0	19,062	19.062
FF.33			6,215	0	6,898	0	0.0	6,898	6.898
FF.34			11,330	0	12,260	0	0.0	12,260	12.260
FF.35			35,982	0	39,003	-744	-2.0	38,259	38.259
FF.36			77,490	0	84,002	-1,529	-2.0	82,473	82.473

FF.37		6,836	0	7,580	0	0.0	7,580	7,580
FF.38		1,203	0	1,301	0	0.0	1,301	1,301
FF.40		942,655	0	1,021,827	-18,414	-2.0	1,003,413	1,003,413
FF.41		75,685	0	82,043	-1,484	-2.0	80,559	80,559
FF.42		2,857	0	2,891	0	0.0	2,891	2,891
FF.44		124	0	124	0	0.0	124	0.124
FF.45		55	0	56	0	0.0	56	0.056
FF.46		127	0	137	0	0.0	137	0.137
FF.48		201	0	201	0	0.0	201	0.201
FF.49		164	0	164	0	0.0	164	0.164
FF.50		193	0	203	0	0.0	203	0.203
FF.51		30,336	0	32,919	-744	-2.0	32,175	32,175
FF.52		99,719	0	101,765	-1,796	-2.0	99,969	99,969
FF.53		13,754	0	14,893	-58	0.0	14,835	14,835
FF.54		250,402	0	271,432	-4,880	-2.0	266,552	266,552
FF.55		12,173	0	13,183	0	0.0	13,183	13,183
FF.56		10,872	0	11,790	-14	0.0	11,776	11,776
FF.58		28,143	0	30,518	-744	-2.0	29,774	29,774
FF.59		16,761	0	18,187	-211	-1.0	17,976	17,976
FF.60		175,451	0	190,188	-3,406	-2.0	186,782	186,782
FF.61		15,563	0	16,889	-157	-1.0	16,732	16,732
FF.64		8,992	0	9,791	0	0.0	9,791	9,791
FF.65		11,192	0	12,146	-40	0.0	12,106	12,106
FF.66		40,291	0	43,679	-744	-2.0	42,935	42,935
FF.96		5,430	0	6,068	0	0.0	6,068	6,068
FF.67		420,801	0	456,144	-8,232	-2.0	447,912	447,912
FF.68		791,055	0	832,507	37,175	4.0	869,682	869,682
FF.69		0	0	0	0	0.0	0	0.000
FF.71		13,780	0	14,908	-63	0.0	14,845	14,845
FF.74		3,216	0	3,334	0	0.0	3,334	3,334
FF.75		2,933	0	2,983	0	0.0	2,983	2,983
FF.76		150,821	0	163,483	-2,951	-2.0	160,532	160,532
FF.77		1,944	0	1,944	0	0.0	1,944	1,944
FF.78		15,585	0	16,896	-157	-1.0	16,739	16,739
FF.79		1,885	0	1,885	0	0.0	1,885	1,885
FF.81		6,030	0	6,703	0	0.0	6,703	6,703
FF.83		77,468	0	83,962	-1,494	-2.0	82,468	82,468
FF.95		180,915	0	194,666	-3,512	-2.0	191,154	191,154
FF.87		51,414	0	55,734	-960	-2.0	54,774	54,774
FF.88		2,244	0	2,244	0	0.0	2,244	2,244
FF.98		9,131	0	9,875	0	0.0	9,875	9,875
FF.90		6,486	0	7,141	0	0.0	7,141	7,141
FF.92		11,072	0	11,994	0	0.0	11,994	11,994
FF.93		1,018	0	1,018	0	0.0	1,018	1,018
FF.97		1,591	0	1,591	0	0.0	1,591	1,591
F.1		19,326,285	0	19,628,991	929,023	5.0	20,558,014	20,558,014
Zone Total		49,466,986	963,214	51,170,347	1,437,740		52,608,087	52,608,051
Grand Total		2,734,806,580	125,803,354	2,977,398,729	-49,073,873		2,928,324,856	2,928,324,833

Zone	Date	KWH from NYISO	Total Unaccounted Load per Subzone						
1	Nov-18	973,666,796	-12,564,949						
Lse/Muni	PTID	NAME	CSS Load	Load Mod	Total-load mod w/losses	Unaccounted	Percent	Total - load mod w/losses + unaccounted	Mwh to NYISO
AA.1			267,159,639	587,563	286,615,376	-4,927,617	-2.0	281,687,759	281,687.763
AA.2			1,530,844	0	1,659,434	-19,250	-1.0	1,640,184	1,640.184
AA.136			79,391	0	86,046	-832	-1.0	85,214	85.214
AA.3			1,125,574	0	1,220,126	-14,162	-1.0	1,205,964	1,205.964
AA.8			6,996,804	0	7,524,860	-87,244	-1.0	7,437,616	7,437.616
AA.10			677,508	0	734,422	-8,518	-1.0	725,904	725.904
AA.11			4,473,772	0	4,799,179	-55,647	-1.0	4,743,532	4,743.532
AA.12			15,408,984	0	16,332,674	-189,329	-1.0	16,143,345	16,143.345
AA.13			17,912,509	0	18,411,168	-213,439	-1.0	18,197,729	18,197.729
AA.14			3,887,367	0	4,070,066	-47,185	-1.0	4,022,881	4,022.881
AA.16			963,128	0	983,415	-13,356	-1.0	970,059	970.059
AA.17			2,593,494	0	2,761,298	-32,013	-1.0	2,729,285	2,729.285
AA.18			3,436,591	0	3,706,327	-42,975	-1.0	3,663,352	3,663.352
AA.19			4,140,295	0	4,456,114	-51,662	-1.0	4,404,452	4,404.452
AA.21			5,464,612	0	5,758,760	-66,766	-1.0	5,691,994	5,691.994
AA.22			91,840,636	0	97,004,810	-1,124,577	-1.0	95,880,233	95,880.233
AA.23			11,529,709	0	12,301,758	-142,610	-1.0	12,159,148	12,159.148
AA.24			2,300,312	0	2,473,636	-28,684	-1.0	2,444,952	2,444.952
AA.25			3,767,981	0	3,847,097	-44,588	-1.0	3,802,509	3,802.509
AA.26			307,311	0	333,111	-3,857	-1.0	329,254	329.254
AA.27			128,818	0	139,612	-1,634	-1.0	137,978	137.978
AA.28			4,236,064	0	4,458,875	-51,690	-1.0	4,407,185	4,407.185
AA.29			36,106,772	0	38,404,188	-445,207	-1.0	37,958,981	37,958.981
AA.30			10,003,453	0	10,783,542	-125,014	-1.0	10,658,528	10,658.528
AA.31			2,820,431	0	3,056,099	-35,420	-1.0	3,020,679	3,020.679
AA.32			1,677,350	0	1,817,432	-21,060	-1.0	1,796,372	1,796.372
AA.122			169,441,214	0	173,591,223	-2,421,244	-1.0	171,169,979	171,169.979
AA.121			55,163,711	0	56,676,099	-782,940	-1.0	55,893,159	55,893.159
AA.36			103,942	0	108,712	-1,442	-1.0	107,270	107.270
AA.37			156,893	0	164,238	-1,960	-1.0	162,278	162.278
AA.38			0	0	0	0	0.0	0	0.000
AA.39			178,645	0	187,002	-2,164	-1.0	184,838	184.838
AA.40			299,976	0	314,009	-3,701	-1.0	310,308	310.308
AA.41			57,693	0	60,394	-718	-1.0	59,676	59.676
AA.42			274,440	0	287,304	-3,393	-1.0	283,911	283.911
AA.43			463,296	0	473,118	-5,452	-1.0	467,666	467.666
AA.44			1,367,977	0	1,451,666	-16,834	-1.0	1,434,832	1,434.832
AA.45			1,437,673	0	1,518,475	-19,860	-1.0	1,498,615	1,498.615
AA.46			149,841	0	152,984	-1,698	-1.0	151,286	151.286
AA.47			449,985	0	477,443	-5,454	-1.0	471,989	471.989
AA.48			1,700,782	0	1,786,492	-20,696	-1.0	1,765,796	1,765.796
AA.50			1,184,697	0	1,257,739	-14,573	-1.0	1,243,166	1,243.166
AA.52			14,558,868	0	15,741,799	-182,486	-1.0	15,559,313	15,559.313
AA.53			375,546	0	407,079	-4,737	-1.0	402,342	402.342
AA.56			1,639,739	0	1,777,019	-20,590	-1.0	1,756,429	1,756.429
AA.57			2,666,666	0	2,890,651	-33,521	-1.0	2,857,130	2,857.130
AA.58			126,271	0	136,102	-1,548	-1.0	134,554	134.554
AA.59			3,964,106	0	4,191,879	-48,598	-1.0	4,143,281	4,143.281
AA.60			44,793	0	48,556	-721	-2.0	47,835	47.835
AA.61			2,246,196	0	2,398,498	-27,806	-1.0	2,370,692	2,370.692
AA.62			109,887	0	119,131	-1,412	-1.0	117,719	117.719
AA.63			135,320	0	145,154	-1,724	-1.0	143,430	143.430
AA.64			305,128	0	327,854	-3,768	-1.0	324,086	324.086
AA.65			498,696	0	533,497	-6,194	-1.0	527,303	527.303
AA.66			1,165,470	0	1,256,746	-14,571	-1.0	1,242,175	1,242.175
AA.67			812,055	0	872,061	-10,124	-1.0	861,937	861.937
AA.68			655,112	0	710,131	-8,228	-1.0	701,903	701.903
AA.69			3,472,153	0	3,763,810	-43,619	-1.0	3,720,191	3,720.191
AA.70			1,548,916	0	1,631,111	-18,916	-1.0	1,612,195	1,612.195
AA.72			937,541	0	1,016,289	-11,796	-1.0	1,004,493	1,004.493
AA.74			8,965,668	0	9,717,190	-112,644	-1.0	9,604,546	9,604.546
AA.75			0	0	0	0	0.0	0	0.000
AA.76			2,179,940	0	2,363,050	-27,398	-1.0	2,335,652	2,335.652
AA.78			568,508	0	616,256	-7,140	-1.0	609,116	609.116
AA.80			528,461	0	570,702	-6,607	-1.0	564,095	564.095
AA.81			0	0	0	0	0.0	0	0.000
AA.132			59,860	0	64,866	-759	-1.0	64,107	64.107
AA.82			126,432	0	137,066	-1,587	-1.0	135,479	135.479
AA.83			122,099	0	132,348	-1,579	-1.0	130,769	130.769
AA.84			86,743	0	88,734	-721	-1.0	88,013	88.013
AA.85			1,835,076	0	1,989,084	-23,074	-1.0	1,966,010	1,966.010
AA.86			3,582	0	3,790	0	0.0	3,790	3.790
AA.87			56,808	0	61,578	-721	-1.0	60,857	60.857
AA.89			81,304	0	88,156	-983	-1.0	87,173	87.173
AA.90			96,513	0	104,616	-1,166	-1.0	103,450	103.450
AA.91			15,226,484	0	16,441,542	-190,604	-1.0	16,250,938	16,250.938
AA.92			115,290	0	124,985	-1,495	-1.0	123,490	123.490
AA.95			60,198	0	65,221	-723	-1.0	64,498	64.498
AA.97			350,044	0	379,450	-4,418	-1.0	375,032	375.032
AA.98			569,146	0	614,697	-7,131	-1.0	607,566	607.566
AA.99			17,360	0	18,804	0	0.0	18,804	18.804
AA.100			347,987	0	377,214	-4,378	-1.0	372,836	372.836
AA.101			27,805,207	0	29,268,337	-339,308	-1.0	28,929,029	28,929.029
AA.102			8,914,239	0	9,337,979	-129,666	-1.0	9,208,313	9,208.313
AA.104			124,779	0	135,236	-1,618	-1.0	133,618	133.618
AA.106			105,601	0	107,764	-1,442	-1.0	106,322	106.322
AA.108			422,765	0	458,279	-5,302	-1.0	452,977	452.977
AA.109			111,105	0	120,427	-1,424	-1.0	119,003	119.003
AA.110			1,477,965	0	1,602,115	-18,567	-1.0	1,583,548	1,583.548
AA.111			1,345,590	0	1,458,609	-16,918	-1.0	1,441,691	1,441.691
AA.138			7,162	0	7,728	-83	-1.0	7,645	7.645
AA.112			154,253	0	167,208	-1,947	-1.0	165,261	165.261
AA.113			9,862	0	10,679	0	0.0	10,679	10.679
AA.115			75,198	0	81,475	-914	-1.0	80,561	80.561

AA.117	741,265	0	803,533	-9,310	-1.0	794,223	794,223
AA.120	2,657,657	0	2,869,905	-33,277	-1.0	2,836,628	2,836,628
AA.123	39,438	0	42,768	-635	-2.0	42,133	42,133
AA.124	575,012	0	623,327	-7,233	-1.0	616,094	616,094
AA.125	89,326	0	96,825	-1,055	-1.0	95,770	95,770
AA.134	57,241	0	62,045	-721	-1.0	61,324	61,324
AA.127	138,176	0	149,794	-1,739	-1.0	148,055	148,055
AA.133	131,434	0	142,474	-1,667	-1.0	140,807	140,807
AA.129	381,776	0	413,848	-4,788	-1.0	409,060	409,060
AA.130	6,115	0	6,836	0	0.0	6,836	6,836
AA.131	1,644,537	0	1,732,259	-20,085	-1.0	1,712,174	1,712,174
AA.135	76,007	0	82,363	-917	-1.0	81,446	81,446
AA.137	1,766	0	1,766	0	0.0	1,766	1,766
A.1	2,638,788	0	2,713,401	-34,198	-1.0	2,679,203	2,679,203
A.2	0	0	20,500,841	0	0.0	20,500,841	20,500,841
A.3	0	0	7,635,390	0	0.0	7,635,390	7,635,390
A.4	0	0	38,059,707	0	0.0	38,059,707	38,059,707
A.5	0	0	0	0	0.0	0	0.000
A.6	0	0	20,977,681	0	0.0	20,977,681	20,977,681
A.7	0	0	2,293,409	0	0.0	2,293,409	2,293,409
A.8	0	0	94,698	-2,187	-2.0	92,511	92,511
Zone Total	849,392,344	587,563	986,231,745	-12,564,953		973,666,792	973,666,796

Zone	Date	KWH from NYISO	Total Unaccounted Load per Subzone
2	Nov-18	565,379,526	-11,884,347

Lse/Muni	PTID	NAME	CSS Load	Load Mod	Total-load mod w/losses	Unaccounted	Percent	Total - load mod w/losses + unaccounted	Mwh to NYISO
BB.1			248,951,815	24,986,381	242,095,019	-8,799,423	-4.0	233,295,596	233,295,589
BB.2			2,872,317	0	3,113,577	-36,101	-1.0	3,077,476	3,077,476
BB.3			445,787	0	477,268	-5,561	-1.0	471,707	471,707
BB.4			1,069,403	0	1,159,231	-13,424	-1.0	1,145,807	1,145,807
BB.9			1,004,530	0	1,084,282	-12,564	-1.0	1,071,718	1,071,718
BB.11			651,511	0	706,231	-8,201	-1.0	698,030	698,030
BB.13			311,630	0	337,811	-3,944	-1.0	333,867	333,867
BB.15			140,919	0	143,856	-1,588	-1.0	142,268	142,268
BB.16			60,502,265	0	64,790,821	-751,128	-1.0	64,039,693	64,039,693
BB.17			22,269,885	0	23,758,260	-275,436	-1.0	23,482,824	23,482,824
BB.18			8,206,676	0	8,524,364	-98,816	-1.0	8,425,548	8,425,548
BB.19			198,425	0	215,098	-2,495	-1.0	212,603	212,603
BB.20			20,208	0	21,928	-19	0.0	21,909	21,909
BB.21			13,612,131	0	14,247,364	-165,185	-1.0	14,082,179	14,082,179
BB.22			37,774,233	0	40,283,199	-467,010	-1.0	39,816,189	39,816,189
BB.23			1,865,063	0	2,020,004	-23,421	-1.0	1,996,583	1,996,583
BB.24			1,989,509	0	2,156,636	-24,993	-1.0	2,131,643	2,131,643
BB.25			1,957,003	0	2,120,833	-24,581	-1.0	2,096,252	2,096,252
BB.29			1,180,254	0	1,205,051	-13,949	-1.0	1,191,102	1,191,102
BB.30			1,180,182	0	1,204,972	-13,965	-1.0	1,191,007	1,191,007
BB.31			0	0	0	0	0.0	0	0.000
BB.32			59,184	0	60,562	-699	-1.0	59,863	59,863
BB.33			0	0	0	0	0.0	0	0.000
BB.34			1,573,776	0	1,606,841	-18,595	-1.0	1,588,246	1,588,246
BB.35			0	0	0	0	0.0	0	0.000
BB.36			2,055,146	0	2,098,336	-24,335	-1.0	2,074,001	2,074,001
BB.37			0	0	0	0	0.0	0	0.000
BB.38			1,340,227	0	1,427,859	-16,553	-1.0	1,411,306	1,411,306
BB.39			1,791,418	0	1,900,704	-22,037	-1.0	1,878,667	1,878,667
BB.41			1,661,894	0	1,801,494	-20,877	-1.0	1,780,617	1,780,617
BB.42			305,030	0	330,644	-3,834	-1.0	326,810	326,810
BB.45			986,930	0	1,069,840	-12,394	-1.0	1,057,446	1,057,446
BB.46			2,480,555	0	2,688,921	-31,176	-1.0	2,657,745	2,657,745
BB.47			81,251	0	88,081	-1,044	-1.0	87,037	87,037
BB.48			12,349,834	0	13,162,077	-152,592	-1.0	13,009,485	13,009,485
BB.49			34,314	0	37,170	-480	-1.0	36,690	36,690
BB.50			81,365	0	88,208	-986	-1.0	87,222	87,222
BB.51			449,835	0	487,630	-5,665	-1.0	481,965	481,965
BB.52			2,728,289	0	2,957,457	-34,290	-1.0	2,923,167	2,923,167
BB.53			205,961	0	223,272	-2,617	-1.0	220,655	220,655
BB.54			596,216	0	646,281	-7,510	-1.0	638,771	638,771
BB.56			2,286	0	2,338	0	0.0	2,338	2,338
BB.57			12,438	0	13,160	0	0.0	13,160	13,160
BB.58			6,525,285	0	7,073,191	-82,007	-1.0	6,991,184	6,991,184
BB.59			1,961,487	0	2,126,270	-24,663	-1.0	2,101,607	2,101,607
BB.61			244,789	0	265,349	-3,059	-1.0	262,290	262,290
BB.63			72,067	0	78,119	-891	-1.0	77,228	77,228
BB.64			105	0	106	0	0.0	106	0.106
BB.65			0	0	0	0	0.0	0	0.000
BB.66			271	0	287	-3	-1.0	284	0.284
BB.67			14,021	0	14,679	-169	-1.0	14,510	14,510
BB.68			0	0	0	0	0.0	0	0.000
BB.69			0	0	0	0	0.0	0	0.000
BB.70			0	0	0	0	0.0	0	0.000
BB.71			6,027,569	0	6,155,252	-71,354	-1.0	6,083,898	6,083,898
BB.72			114,706	0	124,328	-1,426	-1.0	122,902	122,902
BB.73			133,844	0	145,086	-1,697	-1.0	143,389	143,389
BB.74			1,318,996	0	1,346,678	-15,600	-1.0	1,331,078	1,331,078
BB.75			1,431,345	0	1,551,323	-17,994	-1.0	1,533,329	1,533,329
BB.76			55,740	0	60,388	-724	-1.0	59,664	59,664
BB.77			79,157	0	85,795	-949	-1.0	84,846	84,846
BB.79			482,864	0	523,421	-6,066	-1.0	517,355	517,355
BB.80			87,121	0	94,431	-1,063	-1.0	93,368	93,368
BB.81			1,269,233	0	1,373,094	-15,908	-1.0	1,357,186	1,357,186
BB.82			118,107	0	128,038	-1,529	-1.0	126,509	126,509
BB.85			25,544	0	27,671	-201	-1.0	27,470	27,470
BB.87			368,996	0	399,986	-4,647	-1.0	395,339	395,339
BB.88			366,369	0	397,144	-4,597	-1.0	392,547	392,547
BB.89			76,590	0	83,011	-910	-1.0	82,101	82,101
BB.90			2,109,110	0	2,286,278	-26,498	-1.0	2,259,780	2,259,780
BB.92			103,228	0	111,897	-1,310	-1.0	110,587	110,587

BB.93		10,899,785	0	11,405,035	-384,990	-3.0	11,020,045	11,020.045
BB.95		105,601	0	114,464	-1,318	-1.0	113,146	113.146
BB.98		464,398	0	503,421	-5,838	-1.0	497,583	497.583
BB.99		252,706	0	273,933	-3,181	-1.0	270,752	270.752
BB.100		918,740	0	995,921	-11,523	-1.0	984,398	984.398
BB.101		2,641,136	0	2,862,982	-33,182	-1.0	2,829,800	2,829.800
BB0.126		153,711	0	166,608	-1,930	-1.0	164,678	164.678
BB.102		120,113	0	130,201	-1,548	-1.0	128,653	128.653
BB.103		20,496	0	22,239	-14	0.0	22,225	22.225
BB.105		112,826	0	122,298	-1,438	-1.0	120,860	120.860
BB.107		541,730	0	587,219	-6,836	-1.0	580,383	580.383
BB.110		1,692,511	0	1,818,288	-21,082	-1.0	1,797,206	1,797.206
BB.111		10,065	0	10,916	0	0.0	10,916	10.916
BB.112		323,490	0	350,661	-4,083	-1.0	346,578	346.578
BB.113		58,216	0	63,052	-757	-1.0	62,295	62.295
BB.114		277,639	0	283,445	-3,208	-1.0	280,237	280.237
BB.115		624,163	0	670,120	-7,773	-1.0	662,347	662.347
BB.116		133,852	0	145,092	-1,698	-1.0	143,394	143.394
BB.122		27,659	0	30,032	-242	-1.0	29,790	29.790
BB.118		96,069	0	104,129	-1,168	-1.0	102,961	102.961
BB.119		3,690	0	3,935	0	0.0	3,935	3.935
BB.121		670,491	0	712,098	-8,261	-1.0	703,837	703.837
BB.124		279,907	0	303,435	-3,517	-1.0	299,918	299.918
B.2		0	0	74,906,628	0	0.0	74,906,628	74,906.628
B.3		0	0	15,869,219	0	0.0	15,869,219	15,869.219
Zone Total		478,415,233	24,986,381	577,263,873	-11,884,340		565,379,533	565,379.526

Zone	Date	KWH from NYISO	Total Unaccounted Load per Subzone
3	Nov-18	332,017,023	-994,140

Lse/Muni	PTID	NAME	CSS Load	Load Mod	Total-load mod w/losses	Unaccounted	Percent	Total - load mod w/losses + unaccounted	Mwh to NYISO
CC.1			157,903,251	61,167,327	107,558,587	673,822	1.0	108,232,409	108,232.380
CC.2			2,834,357	0	3,072,432	-35,611	-1.0	3,036,821	3,036.821
CC.3			105,990	0	114,909	-1,365	-1.0	113,544	113.544
CC.4			831,766	0	901,631	-10,440	-1.0	891,191	891.191
CC.9			470,954	0	509,424	-5,914	-1.0	503,510	503.510
CC.11			435,534	0	472,139	-5,449	-1.0	466,690	466.690
CC.13			619,292	0	671,303	-7,796	-1.0	663,507	663.507
CC.14			0	0	0	0	0.0	0	0.000
CC.15			4,134,400	0	4,477,395	-51,909	-1.0	4,425,486	4,425.486
CC.17			57,573,372	0	60,992,916	-707,084	-1.0	60,285,832	60,285.832
CC.18			15,461,006	0	16,531,218	-191,648	-1.0	16,339,570	16,339.570
CC.19			1,307,433	0	1,417,256	-16,429	-1.0	1,400,827	1,400.827
CC.20			507,419	0	550,039	-6,374	-1.0	543,665	543.665
CC.21			16,245	0	17,652	0	0.0	17,652	17.652
CC.22			3,936,921	0	4,164,888	-48,282	-1.0	4,116,606	4,116.606
CC.23			17,662,407	0	18,804,217	-217,998	-1.0	18,586,219	18,586.219
CC.24			961,728	0	1,041,442	-12,063	-1.0	1,029,379	1,029.379
CC.25			2,306,399	0	2,500,128	-28,983	-1.0	2,471,145	2,471.145
CC.26			3,068,168	0	3,275,032	-37,959	-1.0	3,237,073	3,237.073
CC.30			60,096	0	61,348	-742	-1.0	60,606	60.606
CC.31			165,798	0	169,275	-2,009	-1.0	167,266	167.266
CC.32			6,206,550	0	6,604,412	-76,566	-1.0	6,527,846	6,527.846
CC.33			6,029	0	6,750	0	0.0	6,750	6.750
CC.35			346,089	0	375,161	-4,319	-1.0	370,842	370.842
CC.36			249,850	0	270,853	-3,138	-1.0	267,715	267.715
CC.37			232,354	0	237,231	-2,746	-1.0	234,485	234.485
CC.40			1,036,483	0	1,123,564	-13,010	-1.0	1,110,554	1,110.554
CC.41			3,577,450	0	3,877,955	-44,967	-1.0	3,832,988	3,832.988
CC.42			72,813	0	78,937	-913	-1.0	78,024	78.024
CC.43			4,386,957	0	4,752,213	-55,102	-1.0	4,697,111	4,697.111
CC.44			23,030	0	24,974	-111	0.0	24,863	24.863
CC.45			70,610	0	76,567	-874	-1.0	75,693	75.693
CC.46			59,667	0	61,048	-721	-1.0	60,327	60.327
CC.47			405,593	0	439,664	-5,100	-1.0	434,564	434.564
CC.48			2,633,068	0	2,854,234	-33,091	-1.0	2,821,143	2,821.143
CC.49			122,906	0	133,225	-1,612	-1.0	131,613	131.613
CC.50			625,285	0	677,803	-7,867	-1.0	669,936	669.936
CC.52			9,102,468	0	9,866,816	-114,381	-1.0	9,752,435	9,752.435
CC.96			1,849,245	0	2,004,579	-23,237	-1.0	1,981,342	1,981.342
CC.54			113,966	0	123,512	-1,479	-1.0	122,033	122.033
CC.57			0	0	0	0	0.0	0	0.000
CC.58			0	0	0	0	0.0	0	0.000
CC.59			0	0	0	0	0.0	0	0.000
CC.60			26	0	28	0	0.0	28	0.028
CC.61			1,013	0	1,059	0	0.0	1,059	1.059
CC.62			1,420	0	1,501	0	0.0	1,501	1.501
CC.63			7	0	7	0	0.0	7	0.007
CC.64			0	0	0	0	0.0	0	0.000
CC.65			28	0	28	0	0.0	28	0.028
CC.66			0	0	0	0	0.0	0	0.000
CC.67			0	0	0	0	0.0	0	0.000
CC.68			0	0	0	0	0.0	0	0.000
CC.69			0	0	0	0	0.0	0	0.000
CC.70			7,400	0	8,019	0	0.0	8,019	8.019
CC.71			263	0	285	-3	-1.0	282	0.282
CC.72			0	0	0	0	0.0	0	0.000
CC.73			121	0	127	0	0.0	127	0.127
CC.74			81	0	82	-1	-1.0	81	0.081
CC.75			86	0	86	0	0.0	86	0.086
CC.76			1,103	0	1,125	-6	-1.0	1,119	1.119
CC.77			681	0	719	0	0.0	719	0.719
CC.78			587	0	595	0	0.0	595	0.595
CC.79			62	0	62	0	0.0	62	0.062
CC.80			27	0	27	0	0.0	27	0.027
CC.81			0	0	0	0	0.0	0	0.000
CC.82			257	0	268	0	0.0	268	0.268
CC.83			0	0	0	0	0.0	0	0.000

CC.84	56	0	58	0	0.0	58	0.058
CC.85	0	0	0	0	0.0	0	0.000
CC.86	147	0	153	0	0.0	153	0.153
CC.87	0	0	0	0	0.0	0	0.000
CC.88	0	0	0	0	0.0	0	0.000
CC.89	0	0	0	0	0.0	0	0.000
CC.90	0	0	0	0	0.0	0	0.000
CC.91	0	0	0	0	0.0	0	0.000
CC.92	0	0	0	0	0.0	0	0.000
CC.93	0	0	0	0	0.0	0	0.000
CC.145	1,471,419	0	1,559,425	-18,081	-1.0	1,541,344	1,541.344
CC.94	108,238	0	117,312	-1,361	-1.0	115,951	115.951
CC.95	100,995	0	109,486	-1,214	-1.0	108,272	108.272
CC.97	1,940,688	0	2,103,262	-24,384	-1.0	2,078,878	2,078.878
CC.98	71,526	0	77,536	-884	-1.0	76,652	76.652
CC.99	108,221	0	117,343	-1,380	-1.0	115,963	115.963
CC.101	596,099	0	646,165	-7,490	-1.0	638,675	638.675
CC.102	40,946	0	44,388	-667	-2.0	43,721	43.721
CC.103	640,392	0	694,204	-8,050	-1.0	686,154	686.154
CC.104	176,138	0	190,922	-2,188	-1.0	188,734	188.734
CC.107	43,852	0	47,531	-721	-2.0	46,810	46.810
CC.109	437,702	0	474,474	-5,491	-1.0	468,983	468.983
CC.110	493,956	0	535,450	-6,174	-1.0	529,276	529.276
CC.111	55,315	0	59,982	-721	-1.0	59,261	59.261
CC.112	43,623	0	44,538	-520	-1.0	44,018	44.018
CC.113	2,440,813	0	2,645,838	-30,685	-1.0	2,615,153	2,615.153
CC.114	874,346	0	947,793	-10,999	-1.0	936,794	936.794
CC.115	56,083	0	60,789	-721	-1.0	60,068	60.068
CC.116	13,522,410	0	14,115,768	259,086	2.0	14,374,854	14,374.854
CC.118	157,391	0	170,599	-1,977	-1.0	168,622	168.622
CC.121	86,600	0	93,857	-1,121	-1.0	92,736	92.736
CC.122	93,829	0	101,722	-1,144	-1.0	100,578	100.578
CC.123	976,877	0	1,058,931	-12,286	-1.0	1,046,645	1,046.645
CC.124	612,501	0	663,955	-7,694	-1.0	656,261	656.261
CC.150	24,653	0	26,700	-298	-1.0	26,402	26.402
CC.125	123,944	0	134,356	-1,595	-1.0	132,761	132.761
CC.126	24,761	0	26,822	-179	-1.0	26,643	26.643
CC.128	35,169	0	38,101	-503	-1.0	37,598	37.598
CC.130	453,509	0	491,608	-5,695	-1.0	485,913	485.913
CC.133	4,786,672	0	4,968,026	-57,612	-1.0	4,910,414	4,910.414
CC.134	12,209	0	13,226	0	0.0	13,226	13.226
CC.135	338,268	0	366,681	-4,259	-1.0	362,422	362.422
CC.136	13,718	0	14,930	0	0.0	14,930	14.930
CC.148	107,606	0	116,638	-1,375	-1.0	115,263	115.263
CC.138	78,651	0	85,246	-944	-1.0	84,302	84.302
CC.146	16,373	0	17,818	0	0.0	17,818	17.818
CC.140	102,066	0	110,648	-1,273	-1.0	109,375	109.375
CC.141	7,360	0	8,081	0	0.0	8,081	8.081
CC.142	144,612	0	147,652	-1,596	-1.0	146,056	146.056
CC.143	69,880	0	71,334	-721	-1.0	70,613	70.613
CC.144	1,158,934	0	1,197,382	-13,883	-1.0	1,183,499	1,183.499
CC.147	76,776	0	83,233	-937	-1.0	82,296	82.296
CC.149	271	0	271	0	0.0	271	0.271
C.1	5,889,443	0	5,948,930	150,129	2.0	6,099,059	6,099.059
C.2	0	0	9,876,547	0	0.0	9,876,547	9,876.547
C.3	0	0	1,805,760	0	0.0	1,805,760	1,805.760
C.4	282,960	0	296,460	5,753	2.0	302,213	302.213
C.5	70	0	72	-4	-6.0	68	0.068
C.6	0	0	10,480,365	0	0.0	10,480,365	10,480.365
C.7	0	0	2,188,196	0	0.0	2,188,196	2,188.196
C.8	6,333,565	0	6,466,584	-74,962	-1.0	6,391,622	6,391.622
C.9	421,640	0	441,268	6,187	1.0	447,455	447.455
Zone Total		347,149,384	61,167,327	333,011,163	-994,111	332,017,052	332,017.023

Zone	Date	KWH from NYISO	Total Unaccounted Load per Subzone
4	Nov-18	865,627,875	-15,509,652

Lse/Muni	PTID	NAME	CSS Load	Load Mod	Total-load mod w/losses	Unaccounted	Percent	Total - load mod w/losses + unaccounted	Mwh to NYISO
DD.1			371,393,859	90,654,680	307,872,445	-8,192,735	-3.0	299,679,710	299,679.703
DD.2			4,633,836	0	5,022,917	-58,232	-1.0	4,964,685	4,964.685
DD.3			228,849	0	248,063	-2,902	-1.0	245,161	245.161
DD.4			2,433,196	0	2,637,591	-30,582	-1.0	2,607,009	2,607.009
DD.9			822,478	0	880,665	-10,205	-1.0	870,460	870.460
DD.11			726,319	0	787,316	-9,129	-1.0	778,187	778.187
DD.13			7,977,906	0	8,145,439	-203,959	-3.0	7,941,480	7,941.480
DD.14			1,145,883	0	1,226,960	-14,221	-1.0	1,212,739	1,212.739
DD.15			69,140	0	74,918	-852	-1.0	74,066	74.066
DD.17			136,108,258	0	144,209,536	-1,671,815	-1.0	142,537,721	142,537.721
DD.18			136,864,238	0	142,022,751	-1,646,452	-1.0	140,376,299	140,376.299
DD.19			21,067,371	0	21,944,076	-254,386	-1.0	21,689,690	21,689.690
DD.20			339,173	0	367,661	-4,275	-1.0	363,386	363.386
DD.21			52,483	0	56,909	-721	-1.0	56,188	56.188
DD.22			3,840,015	0	4,028,805	-46,706	-1.0	3,982,099	3,982.099
DD.23			34,185,260	0	36,782,842	-426,440	-1.0	36,356,402	36,356.402
DD.24			208,317	0	225,810	-2,610	-1.0	223,200	223.200
DD.25			4,345,285	0	4,708,283	-54,585	-1.0	4,653,698	4,653.698
DD.26			5,944,766	0	6,424,156	-74,488	-1.0	6,349,668	6,349.668
DD.29			206,698	0	211,037	-2,441	-1.0	208,596	208.596
DD.30			24,163,789	0	25,235,326	-292,543	-1.0	24,942,783	24,942.783
DD.34			506,784	0	549,351	-6,381	-1.0	542,970	542.970
DD.35			418,752	0	453,939	-5,253	-1.0	448,686	448.686
DD.38			3,896,772	0	4,223,496	-48,968	-1.0	4,174,528	4,174.528
DD.39			6,593,149	0	7,103,676	-82,358	-1.0	7,021,318	7,021.318
DD.40			313,085	0	339,373	-3,954	-1.0	335,419	335.419
DD.41			7,187,251	0	7,780,095	-90,183	-1.0	7,689,912	7,689.912
DD.42			1,030,406	0	1,052,044	-12,207	-1.0	1,039,837	1,039.837
DD.43			1,405,164	0	1,434,670	-16,635	-1.0	1,418,035	1,418.035
DD.44			52,783	0	57,199	-721	-1.0	56,478	56.478

DD.45	395,009	0	428,191	-5,002	-1.0	423,189	423,189
DD.46	1,148,715	0	1,245,213	-14,442	-1.0	1,230,771	1,230,771
DD.47	2,915,433	0	3,160,316	-36,625	-1.0	3,123,691	3,123,691
DD.48	787,140	0	853,270	-9,887	-1.0	843,383	843,383
DD.49	6,058,867	0	6,564,457	-76,093	-1.0	6,488,364	6,488,364
DD.51	15,648,048	0	16,961,870	-196,645	-1.0	16,765,225	16,765,225
DD.52	111,191	0	113,560	-1,403	-1.0	112,157	112,157
DD.53	4,340,295	0	4,704,653	-54,536	-1.0	4,650,117	4,650,117
DD.56	587,645	0	637,030	-7,396	-1.0	629,634	629,634
DD.57	193,620	0	209,872	-2,436	-1.0	207,436	207,436
DD.58	1,069	0	1,074	0	0.0	1,074	1,074
DD.59	0	0	0	0	0.0	0	0.000
DD.60	4,208	0	4,373	-10	0.0	4,363	4.363
DD.61	0	0	0	0	0.0	0	0.000
DD.62	0	0	0	0	0.0	0	0.000
DD.63	1,264	0	1,264	0	0.0	1,264	1.264
DD.64	3,007	0	3,072	-47	-2.0	3,025	3.025
DD.65	554	0	583	-3	-1.0	580	0.580
DD.66	0	0	0	0	0.0	0	0.000
DD.68	3,761	0	3,845	-52	-1.0	3,793	3.793
DD.69	6,230,535	0	6,471,278	-75,033	-1.0	6,396,245	6,396,245
DD.70	215,356	0	233,441	-2,707	-1.0	230,734	230.734
DD.71	1,120,662	0	1,144,173	-13,264	-1.0	1,130,909	1,130,909
DD.72	268,059	0	290,579	-3,374	-1.0	287,205	287.205
DD.73	2,358,966	0	2,408,506	-27,906	-1.0	2,380,600	2,380,600
DD.74	3,239,231	0	3,501,427	-40,609	-1.0	3,460,818	3,460,818
DD.75	216,903	0	234,435	-2,737	-1.0	231,698	231.698
DD.76	169,668	0	183,938	-2,101	-1.0	181,837	181.837
DD.78	1,939,898	0	2,102,707	-24,373	-1.0	2,078,334	2,078,334
DD.79	173,924	0	188,528	-2,169	-1.0	186,359	186.359
DD.80	638,387	0	691,996	-8,025	-1.0	683,971	683,971
DD.81	440,400	0	449,575	-5,213	-1.0	444,362	444.362
DD.82	772,344	0	788,571	-9,111	-1.0	779,460	779.460
DD.83	250,416	0	255,747	-2,913	-1.0	252,834	252.834
DD.84	299,368	0	324,513	-3,753	-1.0	320,760	320.760
DD.87	210,282	0	227,946	-2,674	-1.0	225,272	225.272
DD.89	7,131,798	0	7,550,516	-87,541	-1.0	7,462,975	7,462,975
DD.90	1,402,567	0	1,520,389	-17,619	-1.0	1,502,770	1,502,770
DD.91	58,717	0	63,642	-721	-1.0	62,921	62,921
DD.92	5,730,278	0	6,211,608	-72,016	-1.0	6,139,592	6,139,592
DD.93	319,276	0	346,074	-4,030	-1.0	342,044	342,044
DD.94	17,416	0	18,892	0	0.0	18,892	18.892
DD.95	39,967,947	0	41,134,643	-1,060,627	-3.0	40,074,016	40,074,016
DD.97	555,265	0	601,895	-6,995	-1.0	594,900	594,900
DD.100	708,330	0	767,818	-8,888	-1.0	758,930	758,930
DD.101	129,901	0	140,828	-1,655	-1.0	139,173	139,173
DD.102	1,742,399	0	1,888,743	-21,889	-1.0	1,866,854	1,866,854
DD.103	2,264,047	0	2,454,228	-28,452	-1.0	2,425,776	2,425,776
DD.127	72,609	0	78,668	-843	-1.0	77,825	77,825
DD.104	229,628	0	248,931	-2,859	-1.0	246,072	246,072
DD.105	44,216	0	47,948	-714	-2.0	47,234	47,234
DD.107	914,002	0	990,785	-11,496	-1.0	979,289	979,289
DD.109	995,912	0	1,079,575	-12,524	-1.0	1,067,051	1,067,051
DD.112	12,797,329	0	13,715,161	-159,002	-1.0	13,556,159	13,556,159
DD.113	206,690	0	224,042	-2,603	-1.0	221,439	221,439
DD.114	820,382	0	889,291	-10,319	-1.0	878,972	878,972
DD.115	53,338	0	57,850	-721	-1.0	57,129	57,129
DD.124	198,776	0	215,474	-2,504	-1.0	212,970	212,970
DD.117	327,329	0	354,812	-4,123	-1.0	350,689	350,689
DD.123	59,695	0	64,719	-723	-1.0	63,996	63,996
DD.119	171,856	0	186,308	-2,160	-1.0	184,148	184,148
DD.120	37,999	0	41,199	-632	-2.0	40,567	40,567
DD.122	2,509,133	0	2,719,904	-31,521	-1.0	2,688,383	2,688,383
DD.125	135,856	0	147,263	-1,718	-1.0	145,545	145,545
DD.126	436,614	0	473,294	-5,491	-1.0	467,803	467,803
D.1	0	0	1,370,475	0	0.0	1,370,475	1,370,475
D.2	0	0	594,831	0	0.0	594,831	594,831
D.3	0	0	0	0	0.0	0	0.000
D.4	0	0	0	0	0.0	0	0.000
D.5	147,722	0	154,661	-2,208	-1.0	152,453	152,453
D.6	819,178	0	827,444	-9,565	-1.0	817,879	817,879
D.7	613,152	0	619,348	-7,136	-1.0	612,212	612,212
D.8	423,711	0	428,016	-4,927	-1.0	423,089	423,089
D.14	2,361,313	0	2,410,900	-27,945	-1.0	2,382,955	2,382,955
Zone Total	913,309,871	90,654,680	881,137,527	-15,509,645		865,627,882	865,627,875

Zone	Date	KWH from NYISO	Total Unaccounted Load per Subzone						
29	Nov-18	187,998,940	-4,573,986						
Lse/Muni	PTID	NAME	CSS Load	Load Mod	Total-load mod w/losses	Unaccounted	Percent	Total - load mod w/losses + unaccounted	Mwh to NYISO
EE.1			85,158,857	80,244	91,826,477	-3,365,949	-4.0	88,460,528	88,460,543
EE.2			1,050,935	0	1,139,224	-13,204	-1.0	1,126,020	1,126,020
EE.3			3,680	0	3,915	0	0.0	3,915	3,915
EE.4			314,925	0	341,379	-3,958	-1.0	337,421	337,421
EE.9			3,235,314	0	3,486,387	-40,419	-1.0	3,445,968	3,445,968
EE.11			182,663	0	198,018	-2,283	-1.0	195,735	195,735
EE.12			11,971	0	12,928	0	0.0	12,928	12,928
EE.14			100,848	0	109,316	-1,165	-1.0	108,151	108,151
EE.15			487,527	0	528,481	-6,140	-1.0	522,341	522,341
EE.16			320,026	0	346,925	-4,039	-1.0	342,886	342,886
EE.17			397,709	0	431,116	-4,997	-1.0	426,119	426,119
EE.19			0	0	0	0	0.0	0	0.000
EE.20			18,201,422	0	19,385,712	-224,736	-1.0	19,160,976	19,160,976
EE.21			5,819,065	0	6,203,160	-71,912	-1.0	6,131,248	6,131,248
EE.22			760,497	0	824,380	-9,556	-1.0	814,824	814,824
EE.23			17,793	0	19,274	-144	-1.0	19,130	19,130
EE.24			7,021	0	7,742	0	0.0	7,742	7,742
EE.25			2,381,652	0	2,526,932	-29,289	-1.0	2,497,643	2,497,643

EE.26	5,220,975	0	5,577,313	-64,663	-1.0	5,512,650	5,512,650
EE.27	1,112,248	0	1,200,470	-13,940	-1.0	1,186,530	1,186,530
EE.28	997,579	0	1,080,598	-12,543	-1.0	1,068,055	1,068,055
EE.29	1,032,792	0	1,118,354	-12,954	-1.0	1,105,400	1,105,400
EE.102	5,230,618	0	5,481,953	-178,046	-3.0	5,303,907	5,303,907
EE.101	672,246	0	686,402	-22,659	-3.0	663,743	663,743
EE.34	88,918	0	90,703	-908	-1.0	89,795	89,795
EE.35	5,913,288	0	6,037,437	-70,009	-1.0	5,967,428	5,967,428
EE.36	2,904,779	0	3,069,848	-35,589	-1.0	3,034,259	3,034,259
EE.39	3,387,412	0	3,666,953	-42,516	-1.0	3,624,437	3,624,437
EE.40	201,804	0	218,767	-2,561	-1.0	216,206	216,206
EE.42	438,494	0	475,172	-5,479	-1.0	469,693	469,693
EE.43	1,263,934	0	1,370,091	-15,883	-1.0	1,354,208	1,354,208
EE.44	94,248	0	102,153	-1,175	-1.0	100,978	100,978
EE.45	1,485,147	0	1,608,530	-18,649	-1.0	1,589,881	1,589,881
EE.46	16,935	0	18,406	0	0.0	18,406	18,406
EE.47	30,851	0	33,455	-389	-1.0	33,066	33,066
EE.48	29,875	0	31,419	-158	-1.0	31,261	31,261
EE.49	272,796	0	295,544	-3,420	-1.0	292,124	292,124
EE.50	1,196,767	0	1,297,298	-15,058	-1.0	1,282,240	1,282,240
EE.51	205,009	0	222,224	-2,600	-1.0	219,624	219,624
EE.52	288,290	0	312,510	-3,637	-1.0	308,873	308,873
EE.54	3,577,995	0	3,878,551	-44,979	-1.0	3,833,572	3,833,572
EE.55	613,721	0	665,262	-7,709	-1.0	657,553	657,553
EE.57	35,699	0	38,687	-574	-2.0	38,113	38,113
EE.59	13,671	0	14,827	0	0.0	14,827	14,827
EE.60	0	0	0	0	0.0	0	0.000
EE.61	0	0	0	0	0.0	0	0.000
EE.62	179	0	183	0	0.0	183	0.183
EE.63	851,558	0	903,504	-10,470	-1.0	893,034	893,034
EE.64	56,812	0	61,586	-733	-1.0	60,853	60,853
EE.65	37,376	0	40,522	-591	-1.0	39,931	39,931
EE.66	694,505	0	752,849	-8,688	-1.0	744,161	744,161
EE.67	13,204	0	14,296	0	0.0	14,296	14,296
EE.68	11,453	0	12,406	0	0.0	12,406	12,406
EE.70	43,312	0	46,950	-713	-2.0	46,237	46,237
EE.71	39,492	0	42,812	-643	-2.0	42,169	42,169
EE.72	3,124,207	0	3,369,490	-39,063	-1.0	3,330,427	3,330,427
EE.73	65,920	0	71,417	-807	-1.0	70,610	70,610
EE.76	19,935	0	21,640	-2	0.0	21,638	21,638
EE.78	95,913	0	103,971	-1,236	-1.0	102,735	102,735
EE.79	340,899	0	369,514	-4,285	-1.0	365,229	365,229
EE.80	12,483	0	13,514	0	0.0	13,514	13,514
EE.81	67,511	0	73,170	-833	-1.0	72,337	72,337
EE.82	898,757	0	973,625	-11,288	-1.0	962,337	962,337
EE.83	2,864,317	0	3,002,219	-95,505	-3.0	2,906,714	2,906,714
EE.85	60,927	0	66,060	-743	-1.0	65,317	65,317
EE.88	102,824	0	111,467	-1,284	-1.0	110,183	110,183
EE.89	355,347	0	385,188	-4,464	-1.0	380,724	380,724
EE.90	515,123	0	558,396	-6,476	-1.0	551,920	551,920
EE.91	884	0	884	0	0.0	884	0.884
EE.115	2,119	0	2,297	-24	-1.0	2,273	2,273
EE.92	40,342	0	43,740	-646	-1.0	43,094	43,094
EE.93	6,349	0	7,070	0	0.0	7,070	7,070
EE.95	23,789	0	25,789	-143	-1.0	25,646	25,646
EE.97	278,793	0	302,217	-3,507	-1.0	298,710	298,710
EE.100	2,012,802	0	2,080,098	-24,112	-1.0	2,055,986	2,055,986
EE.103	25,156	0	27,251	-188	-1.0	27,063	27,063
EE.104	208,547	0	226,056	-2,656	-1.0	223,400	223,400
EE.105	1,665	0	1,679	0	0.0	1,679	1,679
EE.113	75,229	0	81,521	-881	-1.0	80,640	80,640
EE.107	23,329	0	25,297	-131	-1.0	25,166	25,166
EE.114	19,758	0	21,425	0	0.0	21,425	21,425
EE.109	13,680	0	14,825	0	0.0	14,825	14,825
EE.110	1,507	0	1,507	0	0.0	1,507	1,507
EE.111	17,127	0	18,639	0	0.0	18,639	18,639
EE.112	4,327	0	4,754	0	0.0	4,754	4,754
E.1	0	0	9,789,875	0	0.0	9,789,875	9,789,875
E.3	0	0	2,918,930	0	0.0	2,918,930	2,918,930
Zone Total		167,805,453	80,244	192,572,926	-4,574,001	187,998,925	187,998,940
Zone	Date	KWH from NVISO	Total Unaccounted Load per Subzone				
31	Nov-18	62,180,516	1,613,082				

Lse/Muni	PTID	NAME	CSS Load	Load Mod	Total-load mod w/losses	Unaccounted	Percent	Total - load mod w/losses + unaccounted	Mwh to NVISO
FF.1			18,500,106	1,411,659	18,563,355	647,642	3.0	19,210,997	19,211,000
FF.2			376,520	0	408,143	-4,748	-1.0	403,395	403,395
FF.3			96,243	0	104,334	-1,183	-1.0	103,151	103,151
FF.8			2,376	0	2,376	0	0.0	2,376	2,376
FF.10			18,628	0	20,260	0	0.0	20,260	20,260
FF.12			14,096	0	15,309	0	0.0	15,309	15,309
FF.13			1,176,106	0	1,265,246	-14,664	-1.0	1,250,582	1,250,582
FF.15			3,360,457	0	3,610,224	-41,848	-1.0	3,568,376	3,568,376
FF.16			1,541,413	0	1,670,901	-19,393	-1.0	1,651,508	1,651,508
FF.17			97,507	0	105,682	-1,152	-1.0	104,530	104,530
FF.18			13,147	0	14,246	0	0.0	14,246	14,246
FF.19			604	0	604	0	0.0	604	0.604
FF.20			602,236	0	652,831	-7,572	-1.0	645,259	645,259
FF.21			19,904	0	21,590	0	0.0	21,590	21,590
FF.22			404,010	0	437,930	-5,057	-1.0	432,873	432,873
FF.23			128,413	0	139,223	-1,636	-1.0	137,587	137,587
FF.24			1,911,754	0	2,028,350	-23,513	-1.0	2,004,837	2,004,837
FF.25			100,961	0	109,436	-1,257	-1.0	108,179	108,179
FF.26			67,808	0	73,500	-828	-1.0	72,672	72,672
FF.29			93,177	0	101,002	-1,203	-1.0	99,799	99,799
FF.30			335,716	0	363,921	-4,178	-1.0	359,743	359,743
FF.31			12,444	0	13,459	-12	0.0	13,447	13,447
FF.32			16,129	0	17,096	0	0.0	17,096	17,096

FF.33		8,539	0	9,263	0	0.0	9,263	9.263
FF.34		12,683	0	13,748	0	0.0	13,748	13.748
FF.35		43,340	0	46,978	-721	-2.0	46,257	46.257
FF.36		92,477	0	100,245	-1,140	-1.0	99,105	99.105
FF.37		6,467	0	7,188	0	0.0	7,188	7.188
FF.38		15,083	0	16,371	0	0.0	16,371	16.371
FF.40		985,320	0	1,068,082	-12,373	-1.0	1,055,709	1,055.709
FF.41		84,862	0	91,978	-1,033	-1.0	90,945	90.945
FF.42		2,817	0	2,833	0	0.0	2,833	2.833
FF.44		140	0	141	0	0.0	141	0.141
FF.45		73	0	76	0	0.0	76	0.076
FF.46		121	0	128	0	0.0	128	0.128
FF.48		43	0	43	0	0.0	43	0.043
FF.49		16	0	16	0	0.0	16	0.016
FF.50		0	0	0	0	0.0	0	0.000
FF.51		19,887	0	21,592	-117	-1.0	21,475	21.475
FF.52		146,208	0	149,351	-1,784	-1.0	147,567	147.567
FF.53		12,779	0	13,849	0	0.0	13,849	13.849
FF.54		269,413	0	292,043	-3,407	-1.0	288,636	288.636
FF.55		13,694	0	14,841	0	0.0	14,841	14.841
FF.56		12,735	0	13,785	0	0.0	13,785	13.785
FF.58		29,645	0	32,204	-430	-1.0	31,774	31.774
FF.59		18,631	0	20,270	0	0.0	20,270	20.270
FF.60		164,177	0	177,970	-2,065	-1.0	175,905	175.905
FF.61		18,016	0	19,610	0	0.0	19,610	19.610
FF.64		11,048	0	11,974	0	0.0	11,974	11.974
FF.65		64,997	0	70,455	-721	-1.0	69,734	69.734
FF.66		40,810	0	44,295	-718	-2.0	43,577	43.577
FF.96		6,189	0	6,910	0	0.0	6,910	6.910
FF.67		512,632	0	555,692	-6,435	-1.0	549,257	549.257
FF.68		688,516	0	724,333	26,214	3.0	750,547	750.547
FF.69		42,883	0	46,475	1,126	2.0	47,601	47.601
FF.71		14,718	0	15,916	0	0.0	15,916	15.916
FF.74		4,052	0	4,403	0	0.0	4,403	4.403
FF.75		3,012	0	3,097	0	0.0	3,097	3.097
FF.76		180,448	0	195,612	-2,278	-1.0	193,334	193.334
FF.77		2,023	0	2,023	0	0.0	2,023	2.023
FF.99		41	0	41	0	0.0	41	0.041
FF.78		17,381	0	18,905	0	0.0	18,905	18.905
FF.79		1,745	0	1,745	0	0.0	1,745	1.745
FF.81		6,810	0	7,531	0	0.0	7,531	7.531
FF.83		94,213	0	102,139	-1,157	-1.0	100,982	100.982
FF.95		250,324	0	269,149	-3,102	-1.0	266,047	266.047
FF.87		58,513	0	63,411	-726	-1.0	62,685	62.685
FF.88		2,415	0	2,415	0	0.0	2,415	2.415
FF.98		7,909	0	8,630	0	0.0	8,630	8.630
FF.90		4,449	0	4,889	0	0.0	4,889	4.889
FF.92		13,561	0	14,690	0	0.0	14,690	14.690
FF.93		1,250	0	1,250	0	0.0	1,250	1.250
FF.97		2,495	0	2,503	0	0.0	2,503	2.503
F.1		26,127,720	0	26,537,328	1,104,548	4.0	27,641,876	27,641.876
	Zone Total	59,007,075	1,411,659	60,567,434	1,613,079		62,180,513	62,180.516
	Grand Total	2,815,079,360	178,887,854	3,030,784,668	-43,913,971		2,986,870,697	2,986,870.676

TIME_STAMP=05/11/2018 12:19																
Dec 2017 4 Month True up																
DATA_ROWS=34742																
Date/Time	Generator PTID	Generator Name	Station Power Load Bid	Station Power Load Forecast	Meter Authority MW Value	Net Generation	3rd Party PTID	3rd Party Name	3rd Party MW Allocation	3rd Party Station Power Credit/Charge	Ancillary Service Charge	Remote Self Supply MW	NTAC Charge	RS1 Net Annual Budget Charge	RS1 FERC Fee Charge	Total
	NEGSS.40		0	0	0.518	17306.055			0	0	0	0	0	0	0	0
	NEGSS.39		0	0	0.181	17743.346			0	0	0	0	0	0	0	0
	NEGSS.23		0	0	135.915	-135.915			135.915	5106.43	91.04	0	118.21	87.52	7.51	5410.71
	NEGSS.25		0	0	174.234	-174.234			174.234	6766.25	115.23	0	151.61	111.96	7.55	7152.6
	NEGSS.30		0	0	436.676	-436.676			436.676	17850	284.79	0	380	280.86	23.04	18818.69
	NEGSS.26		0	0	143.45	-143.45			143.45	4939.28	95.86	0	124.64	92.43	7.49	5259.7
	NEGSS.31		0	0	312.616	-312.616			312.616	11713.55	206.01	0	271.44	201.05	15.4	12407.45
	NEGSS.8		0	0	365.97	-365.97			365.97	13096.03	239.19	0	317.9	235.62	19.26	13908
	NEGSS.9		0	0	372.837	-372.837			372.837	12860.61	247.73	0	324.4	239.54	21.23	13693.51
	NEGSS.10		0	0	102.682	-102.682			102.682	3660.69	67.75	0	89.39	66.07	7.11	3891.01
	NEGSS.11		0	0	545.326	-545.326			545.326	18825.69	362.72	0	474.52	350.43	29.55	20042.91
	NEGSS.43		0	0	4.42	5469.008			0	0	0	0	0	0	0	0
	NEGSS.42		0	0	8.415	2752.33			0	0	0	0	0	0	0	0
	NEGSS.50		0	0	0	5636.043			0	0	0	0	0	0	0	0
	NEGSS.27		0	0	52.166	37456.605			0	0	0	0	0	0	0	0
	NEGSS.52		0	0	58.937	18825.148			0	0	0	0	0	0	0	0
	NEGSS.3		0	0	149.525	-148.525			148.5196	5151.2	98.8	0	128.83	95.87	7.43	5482.13
	NEGSS.4		0	0	177.843	-177.843			177.843	6114.3	117.61	0	154.54	114.4	7.87	6508.72
	NEGSS.6		0	0	233.421	-233.421			233.421	7952.72	156.1	0	203.66	149.89	14.05	8476.42
	NEGSS.22		0	57	88.479	81315.601			0	0	0	0	0	0	0	0
	NEGSS.29		0	130	140.229	12757.121			0	0	0	0	0	0	0	0
	NEGSS.18		0	62	77.134	9932.269			0	0	0	0	0	0	0	0
	NEGSS.17		0	403	504.986	5262.526			0	0	0	0	0	0	0	0
	NEGSS.1		0	0	5734.717	82501.859			0	0	0	0	0	0	0	0
	NEGSS.45		0	0	1.579	30283.764			0	0	0	0	0	0	0	0
	NEGSS.47		0	0	15.318	15396.054			0	0	0	0	0	0	0	0
	NEGSS.51		0	0	279.509	44062.416			0	0	0	0	0	0	0	0
	NEGSS.35		0	0	38.185	6083.955			0	0	0	0	0	0	0	0
	NEGSS.12		3317	3317	1757.55	460452.21			0	0	0	0	0	0	0	0
	NEGSS.15		0	0	4484.373	959209.041			0	0	0	0	0	0	0	0
	NEGSS.38		0	0	12.71	948.085			0	0	0	0	0	0	0	0
	NEGSS.37		0	0	22.511	12491.962			0	0	0	0	0	0	0	0
	NEGSS.13		0	0	1245.157	-1245.157			1245.157	45601.87	824.18	0	1083.5	800.54	66.58	48376.67
	NEGSS.14		0	0	1149.812	-1149.812			1149.812	39623.29	715.68	0	1000.4	739.3	60.3	42138.97
	NEGSS.19		0	0	256.691	2417.245			0	0	0	0	0	0	0	0
	NEGSS.36		0	0	0	10761.141			0	0	0	0	0	0	0	0
	NEGSS.21		0	0	335.842	-335.842			335.842	20705.49	222.54	0	292.06	215.72	18.15	21453.96
	NEGSS.20		0	0	1159.874	-1159.874			1159.874	71931.31	765.72	0	1008.73	745.74	61.63	74513.13
	NEGSS.34		0	0	19.1	11769.522			0	0	0	0	0	0	0	0
	NEGSS.33		0	0	96.351	250.403			0	0	0	0	0	0	0	0
	NEGSS.28		0	0	140.115	-140.115			140.115	4759.43	92.26	0	121.95	90.16	7.44	5071.24
	NEGSS.32		0	0	199.544	-199.544			199.544	7793.63	131.51	0	173.61	128.49	8.48	8235.72
	NEGSS.16		0	0	74.449	2024.447			0	0	0	0	0	0	0	0
	NEGSS.46		0	0	6.737	61141.61			0	0	0	0	0	0	0	0
	NEGSS.44		0	0	0.015	23614.521			0	0	0	0	0	0	0	0
	NEGSS.41		0	0	0.002	20689.158			0	0	0	0	0	0	0	0
	NEGSS.48		0	0	0	542.236			0	0	0	0	0	0	0	0
	Grand Total		3317	3969	21116.101	1951715.842			7379.8336	304451.77	4834.72	0	6419.39	4745.59	390.07	320841.54

TIME_STAMP=06/11/2018 15:31																
BID_TYPE=STATION_POWER_REPORT																
DATA_ROWS=34714																
Jan 2018 4 Month True up																
Date/Time	Generator PTID	Generator Name	Station Power Load Bid	Station Power Load Forecast	Meter Authority MW Value	Net Generation	3rd Party PTID	3rd Party Name	3rd Party MW Allocation	3rd Party Station Power Credit/Charge	Ancillary Service Charge	Remote Self Supply MW	NTAC Charge	RS1 Net Annual Budget Charge	RS1 FERC Fee Charge	Total
	NEGSS.40		0	0	0.728	19488.734			0	0	0	0	0	0	0	0
	NEGSS.39		0	0	1.348	13155.97			0	0	0	0	0	0	0	0
	NEGSS.23		0	0	83.689	-83.689			83.689	6368.49	22.98	0	63.25	57.22	6.43	6518.37
	NEGSS.25		0	0	200.23	56.853			0	0	0	0	0	0	0	0
	NEGSS.30		0	0	422.164	-422.164			422.164	34060.07	77.03	0	316.64	289.61	21.35	34764.7
	NEGSS.26		0	0	143.213	-143.213			143.213	9537.03	32.45	0	107.39	98.08	7.44	9782.39
	NEGSS.31		0	0	301.675	-301.675			301.675	22180.3	58.86	0	226.42	207.14	14.44	22687.16
	NEGSS.8		0	0	420.705	-420.705			420.705	30531.43	78.87	0	315.93	288.51	21.2	31235.94
	NEGSS.9		0	0	390.948	-390.948			390.948	25947.36	88	0	292.61	268.44	21.06	26617.47
	NEGSS.10		0	0	111.734	-111.734			111.734	7768.52	22.54	0	84.1	76.77	7.09	7959.02
	NEGSS.11		0	0	583.72	-583.72			583.72	38533.86	134.15	0	437.89	400.26	30.23	39536.39
	NEGSS.43		0	0	4.277	6892.788			0	0	0	0	0	0	0	0
	NEGSS.42		0	0	6.006	3244.555			0	0	0	0	0	0	0	0
	NEGSS.50		0	0	0	6825.56			0	0	0	0	0	0	0	0
	NEGSS.27		0	0	18.843	43985.492			0	0	0	0	0	0	0	0
	NEGSS.52		0	0	109.429	16396.466			0	0	0	0	0	0	0	0
	NEGSS.3		0	0	153.176	-153.176			153.176	10091.36	35.85	0	115.27	104.87	7.44	10354.79
	NEGSS.4		0	0	196.787	-196.787			196.787	12328.57	50.62	0	147.7	135.09	9.1	12671.08
	NEGSS.6		0	0	224.347	-224.347			224.347	14487.72	53.89	0	167.5	153.55	11.68	14874.34
	NEGSS.22		0	37	45.541	93352.352			0	0	0	0	0	0	0	0
	NEGSS.29		0	62	117.646	21134.452			0	0	0	0	0	0	0	0
	NEGSS.18		0	62	71.297	17071.59			0	0	0	0	0	0	0	0
	NEGSS.17		0	403	432.823	9861.809			0	0	0	0	0	0	0	0
	NEGSS.1		0	0	4781.436	179555.946			0	0	0	0	0	0	0	0
	NEGSS.45		0	0	0.577	36550.085			0	0	0	0	0	0	0	0
	NEGSS.47		0	0	11.575	19957.28			0	0	0	0	0	0	0	0
	NEGSS.51		0	0	218.133	62344.211			0	0	0	0	0	0	0	0
	NEGSS.35		0	0	41.533	6477.529			0	0	0	0	0	0	0	0
	NEGSS.12		3317	3317	1694.309	460861.666			0	0	0	0	0	0	0	0
	NEGSS.15		0	0	4739.864	958125.833			0	0	0	0	0	0	0	0
	NEGSS.38		0	0	14.139	1636.31			0	0	0	0	0	0	0	0
	NEGSS.37		0	0	15.109	15342.079			0	0	0	0	0	0	0	0
	NEGSS.13		0	0	1234.043	-1234.043			0	0	0	0	0	0	0	0
	NEGSS.14		0	0	1598.573	11007.285			0	0	0	0	0	0	0	0
	NEGSS.19		0	0	281.02	-281.02			281.02	31932.41	54.73	0	210.87	193.2	13.96	32405.17
	NEGSS.36		0	0	0	14894.269			0	0	0	0	0	0	0	0
	NEGSS.21		0	0	328.611	-328.611			328.611	36598.2	69.49	0	246.14	225.19	16.33	37155.35
	NEGSS.20		0	0	1191.265	-1191.265			1191.265	132975.5	253.04	0	893.8	816.92	59.86	134999.12
	NEGSS.34		0	0	12.644	13132.057			0	0	0	0	0	0	0	0
	NEGSS.33		0	0	97.764	-97.079			97.084	6173.11	23.17	0	73.03	67.09	7.43	6343.83
	NEGSS.28		0	0	143.083	-143.083			143.083	9556.32	32.2	0	107.39	97.95	7.37	9801.23
	NEGSS.32		0	0	213.698	-213.698			213.698	15641.89	47.65	0	160.36	146.58	10.03	16006.51
	NEGSS.16		0	0	79.162	3171.542			0	0	0	0	0	0	0	0
	NEGSS.46		0	0	12.075	60378.991			0	0	0	0	0	0	0	0
	NEGSS.44		0	0	0.003	48845.888			0	0	0	0	0	0	0	0
	NEGSS.41		0	0	0	21990.33			0	0	0	0	0	0	0	0
	NEGSS.48		0	0	0	802.167			0	0	0	0	0	0	0	0
	Grand Total		3317	3881	20748.942	2160019.13			5286.919	444712.14	1135.52	0	3966.29	3626.47	272.44	453712.86

TIME_STAMP=07/12/2018 13:23																
BID_TYPE=STATION_POWER_REPORT																
DATA_ROWS=31490																
Feb 2018 4 Month True up																
Date/Time	Generator PTID	Generator Name	Station Power Load Bid	Station Power Load Forecast	Meter Authority MW Value	Net Generation	3rd Party PTID	3rd Party Name	3rd Party MW Allocation	3rd Party Station Power Credit/Charge	Ancillary Service Charge	Remote Self Supply MW	NTAC Charge	RS1 Net Annual Budget Charge	RS1 FERC Fee Charge	Total
	NEGSS.40		0	0	2.99	19341.033			0	0	0	0	0	0	0	0
	NEGSS.39		0	0	0.173	17726.504			0	0	0	0	0	0	0	0
	NEGSS.23		0	0	69.586	-69.586			69.586	1616.24	50.51	0	42.54	47.43	6.67	1763.39
	NEGSS.25		0	0	163.407	-163.407			163.407	3806.88	119.2	0	99.46	111.54	10.38	4147.46
	NEGSS.30		0	0	362.502	-362.502			362.502	8465.03	266.89	0	221.16	247.53	22.22	9222.83
	NEGSS.26		0	0	124.443	-124.443			124.443	2702.85	87.59	0	76.07	85.08	6.72	2958.31
	NEGSS.31		0	0	255.53	-255.53			255.53	5850.41	179.79	0	156.15	174.38	15.39	6376.12
	NEGSS.8		0	0	341.764	-341.764			341.764	7539.63	237.32	0	208.41	233.49	20.55	8239.4
	NEGSS.9		0	0	344.816	-344.816			344.816	7475.41	243.53	0	209.34	236.35	20.36	8184.99
	NEGSS.10		0	0	84.24	-84.24			84.24	1908.49	57.09	0	51.41	57.37	6.06	2080.42
	NEGSS.11		0	0	489.779	-489.779			489.779	10602.7	346.37	0	298.76	334.38	29.79	11612
	NEGSS.43		0	0	4.183	6247.484			0	0	0	0	0	0	0	0
	NEGSS.42		0	0	8.563	2785.351			0	0	0	0	0	0	0	0
	NEGSS.50		0	0	0	6987.827			0	0	0	0	0	0	0	0
	NEGSS.27		0	0	90.221	20145.147			0	0	0	0	0	0	0	0
	NEGSS.52		0	0	44.083	15654.393			0	0	0	0	0	0	0	0
	NEGSS.3		0	0	121.692	-121.692			120.6877	2665.71	84.97	0	73.54	82.56	6.72	2913.5
	NEGSS.4		0	0	186.42	-186.42			186.42	4023.15	132.35	0	114.01	127.18	13.17	4409.86
	NEGSS.5		0	0	0	1			0	0	0	0	0	0	0	0
	NEGSS.6		0	0	203.464	-203.464			203.464	4328.48	146.05	0	123.65	139.11	13.41	4750.7
	NEGSS.22		0	89	107.228	61063.626			0	0	0	0	0	0	0	0
	NEGSS.29		0	63	115.337	8779.712			0	0	0	0	0	0	0	0
	NEGSS.18		0	56	71.22	2401.882			0	0	0	0	0	0	0	0
	NEGSS.17		0	364	474.147	-218.067			218.0643	4766.9	154.63	0	132.36	148.85	13.56	5216.3
	NEGSS.1		0	0	6837.218	2645.974			0	0	0	0	0	0	0	0
	NEGSS.45		0	0	0.22	35665.697			0	0	0	0	0	0	0	0
	NEGSS.47		0	0	2.11	21624.903			0	0	0	0	0	0	0	0
	NEGSS.51		0	0	140.039	60633.046			0	0	0	0	0	0	0	0
	NEGSS.35		0	0	25.664	6457.777			0	0	0	0	0	0	0	0
	NEGSS.12		2996	2996	1554.353	416301.25			0	0	0	0	0	0	0	0
	NEGSS.15		0	0	4097.049	862154.6			0	0	0	0	0	0	0	0
	NEGSS.24		0	0	0	0.024			0	0	0	0	0	0	0	0
	NEGSS.38		0	0	12.356	1560.716			0	0	0	0	0	0	0	0
	NEGSS.37		0	0	0.241	12747.962			0	0	0	0	0	0	0	0
	NEGSS.13		0	0	1770.215	9897.285			0	0	0	0	0	0	0	0
	NEGSS.14		0	0	725.245	-725.245			0	0	0	0	0	0	0	0
	NEGSS.19		0	0	214.575	-214.575			214.575	6284.61	173.02	0	131.25	147.4	13.32	6749.6
	NEGSS.36		0	0	0	13971.501			0	0	0	0	0	0	0	0
	NEGSS.21		0	0	266.25	-266.25			266.25	7807.34	210.33	0	164.43	182.03	16.1	8380.23
	NEGSS.20		0	0	944.047	-944.047			944.047	28271.56	750.11	0	576.29	644.09	57.64	30299.69
	NEGSS.34		0	0	3.616	16804.9			0	0	0	0	0	0	0	0
	NEGSS.33		0	0	86.011	-86.011			86.011	1883.2	60.72	0	52.51	58.9	6.72	2062.05
	NEGSS.28		0	0	139.592	-139.592			139.592	2823.76	100.8	0	85.46	95.24	8.39	3113.65
	NEGSS.32		0	0	173.465	-173.465			173.465	4032.08	126.63	0	106.05	118.52	12.36	4395.64
	NEGSS.16		0	0	62.888	-62.888			62.888	1460.95	46.18	0	38.85	44.44	5.57	1595.99
	NEGSS.46		0	0	5.881	63217.139			0	0	0	0	0	0	0	0
	NEGSS.44		0	0	0.003	48007.363			0	0	0	0	0	0	0	0
	NEGSS.41		0	0	0.146	24096.897			0	0	0	0	0	0	0	0
	NEGSS.48		0	0	0	622.267			0	0	0	0	0	0	0	0
	Grand Total		2996	3568	20726.972	1751965.5			4851.531	118315.38	3574.08	0	2961.7	3315.87	305.1	128472.13

TIME_STAMP=08/06/2018 10:26																
BID_TYPE=STATION_POWER_REPORT																
DATA_ROWS=34766																
Mar 2018 4 Month True up																
Date/Time	Generator PTID	Generator Name	Station Power Load Bid	Station Power Load Forecast	Meter Authority MW Value	Net Generation	3rd Party PTID	3rd Party Name	3rd Party MW Allocation	3rd Party Station Power Credit/Charge	Ancillary Service Charge	Remote Self Supply MW	NTAC Charge	RS1 Net Annual Budget Charge	RS1 FERC Fee Charge	Total
	NEGSS.40		0	0	0.024	27123.242			0	0	0	0	0	0	0	0
	NEGSS.39		0	0	0.071	22883.443			0	0	0	0	0	0	0	0
	NEGSS.23		0	0	82.802	-82.802			82.802	1818.37	69.67	0	76.34	56.36	7.43	2028.17
	NEGSS.25		0	0	158.316	167.171			0	0	0	0	0	0	0	0
	NEGSS.30		0	0	408.482	264.379			0	0	0	0	0	0	0	0
	NEGSS.26		0	0	125.996	-125.996			125.996	2708.51	110.21	0	116.16	86.14	7.43	3028.45
	NEGSS.31		0	0	304.267	386.198			0	0	0	0	0	0	0	0
	NEGSS.8		0	0	376.194	-376.194			376.194	8100.46	329.68	0	346.24	256.53	22.29	9055.2
	NEGSS.9		0	0	362.439	-362.439			362.439	7784.14	317.94	0	335.04	246.72	22.26	8706.1
	NEGSS.10		0	0	91.561	-91.561			91.561	1984.67	79.49	0	84.3	62.24	7.03	2217.73
	NEGSS.11		0	0	524.773	-524.773			524.773	11240.36	461.74	0	483.01	357.53	29.96	12572.6
	NEGSS.43		0	0	5.622	6111.388			0	0	0	0	0	0	0	0
	NEGSS.42		0	0	3.854	3061.273			0	0	0	0	0	0	0	0
	NEGSS.50		0	0	0	5040.596			0	0	0	0	0	0	0	0
	NEGSS.27		0	0	194.594	4523.317			0	0	0	0	0	0	0	0
	NEGSS.52		0	0	59.311	18943.682			0	0	0	0	0	0	0	0
	NEGSS.3		0	0	125.27	-125.27			125.27	2700.11	108	0	115.07	85.39	7.43	3016
	NEGSS.4		0	0	215.696	-215.696			215.696	4609.02	188.52	0	198.39	146.98	14.17	5157.08
	NEGSS.6		0	0	255.632	-255.632			255.632	5494.1	222.82	0	234.92	174.39	14.86	6141.09
	NEGSS.22		0	141	190.811	37656.267			0	0	0	0	0	0	0	0
	NEGSS.29		0	75	149.177	6144.591			0	0	0	0	0	0	0	0
	NEGSS.18		0	50	74.874	-74.874			74.874	1666.26	62.53	0	69.68	49.46	4.3	1852.23
	NEGSS.17		0	364	541.843	955.133			0	0	0	0	0	0	0	0
	NEGSS.1		0	0	5114.618	116344.34			0	0	0	0	0	0	0	0
	NEGSS.45		0	0	1.815	41608.636			0	0	0	0	0	0	0	0
	NEGSS.47		0	0	1.517	30190.213			0	0	0	0	0	0	0	0
	NEGSS.51		0	0	164.584	40781.573			0	0	0	0	0	0	0	0
	NEGSS.35		0	0	26.325	7534.482			0	0	0	0	0	0	0	0
	NEGSS.12		3313	3313	2805.679	403294.82			0	0	0	0	0	0	0	0
	NEGSS.15		0	0	4512.727	953655.91			0	0	0	0	0	0	0	0
	NEGSS.38		0	0	13.744	1395.022			0	0	0	0	0	0	0	0
	NEGSS.37		0	0	0.457	12982.052			0	0	0	0	0	0	0	0
	NEGSS.13		0	0	1157.87	-1157.87			1157.87	25159.55	974.81	0	1065.1	788.73	66.77	28054.96
	NEGSS.14		0	0	802.147	-802.147			802.147	17535.38	673	0	738.06	546.36	46.09	19538.89
	NEGSS.19		0	0	240.46	-240.46			240.46	6183.53	255.62	0	223.05	165.05	15.02	6842.27
	NEGSS.36		0	0	0	13978.672			0	0	0	0	0	0	0	0
	NEGSS.21		0	0	276.415	2279.49			0	0	0	0	0	0	0	0
	NEGSS.20		0	0	1047.866	16070.804			0	0	0	0	0	0	0	0
	NEGSS.34		0	0	0.038	19251.311			0	0	0	0	0	0	0	0
	NEGSS.33		0	0	94.035	-94.035			94.035	1976.93	78.82	0	86.89	64.22	7.43	2214.29
	NEGSS.28		0	0	141.687	-141.687			141.687	2823.25	120.57	0	130.15	96.7	7.54	3178.21
	NEGSS.32		0	0	168.461	-168.461			168.461	3706.06	142	0	155.26	114.92	7.69	4125.93
	NEGSS.16		0	0	68.072	-68.072			68.072	1503.15	57.63	0	63.56	48.3	6.21	1678.85
	NEGSS.46		0	0	1.308	80661.499			0	0	0	0	0	0	0	0
	NEGSS.44		0	0	0	67111.2			0	0	0	0	0	0	0	0
	NEGSS.41		0	0	1.322	29570.123			0	0	0	0	0	0	0	0
	NEGSS.48		0	0	0	457.119			0	0	0	0	0	0	0	0
	Grand		3313	3943	20892.756	1965520			4907.969	106993.85	4253.05	0	4521.22	3346.02	293.91	119408.05

TIME_STAMP=09/11/2018 14:36																
BID_TYPE=STATION_POWER_REPORT																
DATA_ROWS=33504																
Apr 2018 4 Month True up																
Date/Time	Generator PTID	Generator Name	Station Power Load Bid	Station Power Load Forecast	Meter Authority MW Value	Net Generation	3rd Party PTID	3rd Party Name	3rd Party MW Allocation	3rd Party Station Power Credit/Charge	Ancillary Service Charge	Remote Self Supply MW	NTAC Charge	RS1 Net Annual Budget Charge	RS1 FERC Fee Charge	Total
	NEGSS.40		0	0	0.197	24506.92			0	0	0	0	0	0	0	0
	NEGSS.39		0	0	0.143	22936.79			0	0	0	0	0	0	0	0
	NEGSS.23		0	0	74.132	-74.132			74.132	2325.01	67.33	0	85.56	50.53	7.17	2535.6
	NEGSS.25		0	0	145.078	-145.078			145.078	4595.71	131.76	0	166.7	98.47	7.26	4999.9
	NEGSS.30		0	0	480.629	-480.629			480.629	15753	439.11	0	552.78	326.95	30.16	17102
	NEGSS.26		0	0	115.438	-115.438			115.438	3570.34	102.61	0	132.45	78.7	7.2	3891.3
	NEGSS.31		0	0	264.343	3210.156			0	0	0	0	0	0	0	0
	NEGSS.8		0	0	332.629	-332.629			332.629	10223.26	298.85	0	382.6	226.41	21.36	11152.48
	NEGSS.9		0	0	334.329	-334.329			334.329	10266.64	297.83	0	383.13	227.48	21.67	11196.75
	NEGSS.10		0	0	62.096	-62.096			62.096	2031.77	51.07	0	71.52	42.26	4.43	2201.05
	NEGSS.11		0	0	481.403	-481.403			481.403	14749.84	430.05	0	553.65	327.56	29.79	16090.89
	NEGSS.43		0	0	0.519	10322.19			0	0	0	0	0	0	0	0
	NEGSS.42		0	0	0	4264.894			0	0	0	0	0	0	0	0
	NEGSS.50		0	0	0	5936.214			0	0	0	0	0	0	0	0
	NEGSS.27		0	0	164.21	1980.495			0	0	0	0	0	0	0	0
	NEGSS.52		0	0	44.634	17483.27			0	0	0	0	0	0	0	0
	NEGSS.3		0	0	122.715	-122.715			122.715	3735.58	110.47	0	140.92	83.85	7.2	4078.02
	NEGSS.4		0	0	211.185	-211.185			211.185	6451.98	188.89	0	243	143.81	14.4	7042.08
	NEGSS.6		0	0	242.929	-242.929			242.929	7520.71	214.64	0	279.59	164.79	14.4	8194.13
	NEGSS.22		0	36	42.628	75715.28			0	0	0	0	0	0	0	0
	NEGSS.29		0	48	148.151	6636.933			0	0	0	0	0	0	0	0
	NEGSS.18		0	58	68.935	783.698			0	0	0	0	0	0	0	0
	NEGSS.17		0	380	487.012	-195.772			195.7763	5998.72	178.72	0	224.48	133.85	13.5	6549.27
	NEGSS.1		0	0	5862.756	-5862.756			5862.756	179507.32	5224.17	0	6742.59	3987.77	368.72	195830.57
	NEGSS.45		0	0	21.614	39681.8			0	0	0	0	0	0	0	0
	NEGSS.47		0	0	1.471	33164.2			0	0	0	0	0	0	0	0
	NEGSS.51		0	0	205.147	46516.22			0	0	0	0	0	0	0	0
	NEGSS.35		0	0	14.414	8900.093			0	0	0	0	0	0	0	0
	NEGSS.12		3210	3210	1963.248	444799.6			0	0	0	0	0	0	0	0
	NEGSS.15		0	0	7986.514	433940.5			0	0	0	0	0	0	0	0
	NEGSS.38		0	0	12.315	2085.444			0	0	0	0	0	0	0	0
	NEGSS.37		0	0	1.105	17367.57			0	0	0	0	0	0	0	0
	NEGSS.13		0	0	1109.954	-1109.954			1109.954	34382.33	972.84	0	1276.26	754.93	69.81	37456.17
	NEGSS.14		0	0	759.693	-759.693			759.693	23825.85	667.82	0	873.63	516.79	47.46	25931.55
	NEGSS.19		0	0	205.048	-205.048			205.048	7015.79	228.42	0	234.62	141.16	12.61	7632.6
	NEGSS.36		0	0	0	20375.16			0	0	0	0	0	0	0	0
	NEGSS.21		0	0	238.628	-238.628			0	0	0	0	0	0	0	0
	NEGSS.20		0	0	901.646	15798.6			0	0	0	0	0	0	0	0
	NEGSS.34		0	0	0.026	19176.27			0	0	0	0	0	0	0	0
	NEGSS.33		0	0	80.555	-80.555			80.555	2351.52	71.59	0	93.67	54.71	6.96	2578.45
	NEGSS.28		0	0	126.208	-126.208			126.208	3708.73	107.69	0	145.44	86.04	7.37	4055.27
	NEGSS.32		0	0	153.865	-153.865			153.865	4955.58	136.53	0	177.01	104.51	8.19	5381.82
	NEGSS.16		0	0	66.248	-66.248			66.248	2124.29	58.65	0	76.14	46.78	5.78	2311.64
	NEGSS.46		0	0	23.165	59957.07			0	0	0	0	0	0	0	0
	NEGSS.44		0	0	0.001	51492.64			0	0	0	0	0	0	0	0
	NEGSS.41		0	0	1.279	28300.04			0	0	0	0	0	0	0	0
	NEGSS.48		0	0	0	375.886			0	0	0	0	0	0	0	0
	Grand Total		3210	3732	23558.235	1384307			11162.6663	345093.97	9979.04	0	12835.74	7597.35	705.44	376211.54

TIME_STAMP=10/12/2018 12:09																
BID_TYPE=STATION_POWER_REPORT																
DATA_ROWS=35300																
May 2018 4 Month True up																
Date/Time	Generator PTID	Generator Name	Station Power Load Bid	Station Power Load Forecast	Meter Authority MW Value	Net Generation	3rd Party PTID	3rd Party Name	3rd Party MW Allocation	3rd Party Station Power Credit/Charge	Ancillary Service Charge	Remote Self Supply MW	NTAC Charge	RS1 Net Annual Budget Charge	RS1 FERC Fee Charge	Total
	NEGSS.40		0	0	1.536	21973.58			0	0	0	0	0	0	0	0
	NEGSS.39		0	0	1.259	19353.27			0	0	0	0	0	0	0	0
	NEGSS.23		0	0	52.982	-52.982			52.982	1065.41	67.16	0	48.37	35.94	1.55	1218.43
	NEGSS.25		0	0	116.689	887.915			0	0	0	0	0	0	0	0
	NEGSS.30		0	0	404.717	-404.717			404.717	9163.08	511.59	0	372.22	276.31	24.17	10347.37
	NEGSS.26		0	0	108.321	-108.321			108.321	2956.25	137.08	0	100.14	73.51	7.44	3274.42
	NEGSS.31		0	0	303.452	1575.662			0	0	0	0	0	0	0	0
	NEGSS.8		0	0	229.836	-229.836			229.836	6018.71	292.94	0	212.28	156.77	13.88	6694.58
	NEGSS.9		0	0	243.839	-243.839			243.839	6527.81	308.88	0	226	165.55	14.98	7243.22
	NEGSS.10		0	0	22.7	-22.7			22.7	672.17	28.24	0	20.67	16.54	0	737.62
	NEGSS.11		0	0	414.151	-414.151			414.151	11248.69	523.88	0	380.88	282.62	24.76	12460.83
	NEGSS.43		0	0	3.761	4950.821			0	0	0	0	0	0	0	0
	NEGSS.42		0	0	5.355	2774.109			0	0	0	0	0	0	0	0
	NEGSS.50		0	0	0	4561.427			0	0	0	0	0	0	0	0
	NEGSS.27		0	0	103.76	-103.76			103.76	2583.11	135.81	0	95	70.72	7.66	2892.3
	NEGSS.52		0	0	30.619	13293.36			0	0	0	0	0	0	0	0
	NEGSS.3		0	0	119.155	-118.155			118.1586	3160.5	150.17	0	109.38	80.89	7.43	3508.37
	NEGSS.4		0	0	150.392	-150.392			150.392	3752.62	192.19	0	138.21	102.7	9.13	4194.85
	NEGSS.6		0	0	224.913	-224.913			224.913	6048.98	284.99	0	207.98	153.22	14.62	6709.79
	NEGSS.22		0	211	228.684	6845.44			0	0	0	0	0	0	0	0
	NEGSS.29		0	57	143.42	8792.204			0	0	0	0	0	0	0	0
	NEGSS.18		0	18	66.223	2037.044			0	0	0	0	0	0	0	0
	NEGSS.17		0	126	466.175	4084.297			0	0	0	0	0	0	0	0
	NEGSS.1		0	0	5103.633	-5103.633			5103.633	139730.81	7223.28	0	4695.54	3482.88	306.26	155438.77
	NEGSS.45		0	0	11.749	37323.4			0	0	0	0	0	0	0	0
	NEGSS.47		0	0	2.548	21972.57			0	0	0	0	0	0	0	0
	NEGSS.51		0	0	216.951	45751.29			0	0	0	0	0	0	0	0
	NEGSS.35		0	0	0.24	11179.99			0	0	0	0	0	0	0	0
	NEGSS.12		3317	3317	1580.175	458698			0	0	0	0	0	0	0	0
	NEGSS.15		0	0	9106.238	432517.6			0	0	0	0	0	0	0	0
	NEGSS.24		0	0	0	1477.201			0	0	0	0	0	0	0	0
	NEGSS.38		0	0	6.075	1553.731			0	0	0	0	0	0	0	0
	NEGSS.37		0	0	4.321	14197.77			0	0	0	0	0	0	0	0
	NEGSS.13		0	0	1307.23	-1307.23			1307.23	28876.08	1789.25	0	1202.74	892.27	77.34	32837.68
	NEGSS.14		0	0	671.201	-671.201			671.201	15310.19	847.96	0	617.57	458.08	40.28	17274.08
	NEGSS.19		0	0	189.143	-189.143			189.143	4677.83	253.42	0	173.66	129.75	10.26	5244.92
	NEGSS.36		0	0	4.952	11476.46			0	0	0	0	0	0	0	0
	NEGSS.21		0	0	220.981	3807.095			0	0	0	0	0	0	0	0
	NEGSS.20		0	0	949.928	36295.7			0	0	0	0	0	0	0	0
	NEGSS.34		0	0	33.423	11064.34			0	0	0	0	0	0	0	0
	NEGSS.33		0	0	88.819	1101.837			0	0	0	0	0	0	0	0
	NEGSS.28		0	0	108.992	-108.992			108.992	1060.33	137.5	0	100.07	74.45	6.95	1379.3
	NEGSS.32		0	0	118.459	-118.459			118.459	2521.23	149.93	0	108.85	80.47	7.44	2867.92
	NEGSS.16		0	0	72.146	2447.326			0	0	0	0	0	0	0	0
	NEGSS.46		0	0	8.242	50828.28			0	0	0	0	0	0	0	0
	NEGSS.44		0	0	0.029	65408.14			0	0	0	0	0	0	0	0
	NEGSS.41		0	0	0	25384.38			0	0	0	0	0	0	0	0
	NEGSS.48		0	0	0	286.802			0	0	0	0	0	0	0	0
	Grand		3317	3729	23247.414	1314329			9572.4276	245373.8	13034.27	0	8809.56	6532.67	574.15	274324.45

BID_TYPE=STATION_POWER_REPORT																
DATA_ROWS=34069																
Jun 2018 4 Month True up																
Date/Time	Generator PTID	Generator Name	Station Power Load Bid	Station Power Load Forecast	Meter Authority MW Value	Net Generation	3rd Party PTID	3rd Party Name	3rd Party MW Allocation	3rd Party Station Power Credit/Charge	Ancillary Service Charge	Remote Self Supply MW	NTAC Charge	RS1 Net Annual Budget Charge	RS1 FERC Fee Charge	Total
	NEGSS.40		0	0	5.002	12161.68			0	0	0	0	0	0	0	0
	NEGSS.39		0	0	6.505	7304.305			0	0	0	0	0	0	0	0
	NEGSS.23		0	0	46.056	-46.056			46.056	909.61	70.68	0	48.43	31.57	0.05	1060.34
	NEGSS.25		0	0	128.422	5131.091			0	0	0	0	0	0	0	0
	NEGSS.30		0	0	323.845	304.489			0	0	0	0	0	0	0	0
	NEGSS.26		0	0	107.122	-107.122			107.122	2879.47	169.04	0	111.41	72.98	7.2	3240.1
	NEGSS.31		0	0	238.726	2703.462			0	0	0	0	0	0	0	0
	NEGSS.8		0	0	184.268	-184.268			184.268	4926.77	284.58	0	192.43	125.98	9.97	5539.73
	NEGSS.9		0	0	227.363	-227.363			227.363	6114.92	350.8	0	238.37	154.33	13.64	6872.06
	NEGSS.10		0	0	15.617	-15.617			15.617	431.84	24.51	0	16.72	12.04	0	485.11
	NEGSS.11		0	0	408.191	-408.191			408.191	11005.44	635.24	0	424.45	278.94	23.03	12367.1
	NEGSS.43		0	0	10.243	1349.561			0	0	0	0	0	0	0	0
	NEGSS.42		0	0	7.289	922.913			0	0	0	0	0	0	0	0
	NEGSS.50		0	0	0	3337.077			0	0	0	0	0	0	0	0
	NEGSS.27		0	0	110.776	4380.048			0	0	0	0	0	0	0	0
	NEGSS.52		0	0	33.837	10382.05			0	0	0	0	0	0	0	0
	NEGSS.3		0	0	96.604	-96.604			96.604	2581.45	149.76	0	100.71	65.31	7.2	2904.43
	NEGSS.4		0	0	89.628	-89.628			88.6297	2336.39	138.29	0	92.71	60.84	7.18	2635.41
	NEGSS.5		0	0	0	1			0	0	0	0	0	0	0	0
	NEGSS.6		0	0	202.298	-202.298			202.298	5410.65	316.13	0	210.22	137.62	11.79	6086.41
	NEGSS.22		0	213	228.359	29647.97			0	0	0	0	0	0	0	0
	NEGSS.29		0	87	170.227	11698.12			0	0	0	0	0	0	0	0
	NEGSS.18		0	0	70.618	5216.567			0	0	0	0	0	0	0	0
	NEGSS.17		0	0	441.555	3666.069			0	0	0	0	0	0	0	0
	NEGSS.1		0	0	5031.606	2412.33			0	0	0	0	0	0	0	0
	NEGSS.45		0	0	33.723	19019.56			0	0	0	0	0	0	0	0
	NEGSS.47		0	0	15.707	3887.177			0	0	0	0	0	0	0	0
	NEGSS.51		0	0	179.877	34867.19			0	0	0	0	0	0	0	0
	NEGSS.35		0	0	7.667	6374.721			0	0	0	0	0	0	0	0
	NEGSS.12		3210	3210	1598.735	438901.8			0	0	0	0	0	0	0	0
	NEGSS.15		0	0	3154.946	879082.5			0	0	0	0	0	0	0	0
	NEGSS.24		0	0	0	1594.48			0	0	0	0	0	0	0	0
	NEGSS.38		0	0	4.635	1382.156			0	0	0	0	0	0	0	0
	NEGSS.37		0	0	23.601	2717.929			0	0	0	0	0	0	0	0
	NEGSS.13		0	0	891.847	-891.847			891.847	19720.7	1382.61	0	927.42	609.37	49.95	22690.05
	NEGSS.14		0	0	614.191	-614.191			614.191	13378.68	956.18	0	638.85	419.4	34.43	15427.54
	NEGSS.19		0	0	205.007	-205.007			205.007	5299.49	316.83	0	213.82	141.21	11.05	5982.4
	NEGSS.36		0	0	54.988	2455.489			0	0	0	0	0	0	0	0
	NEGSS.21		0	0	241.562	735.526			0	0	0	0	0	0	0	0
	NEGSS.20		0	0	981.263	29411.7			0	0	0	0	0	0	0	0
	NEGSS.34		0	0	71.796	3922.887			0	0	0	0	0	0	0	0
	NEGSS.33		0	0	90.208	2379.979			0	0	0	0	0	0	0	0
	NEGSS.28		0	0	114.273	-114.273			114.273	554.14	181.17	0	118.63	77.93	7.2	939.07
	NEGSS.32		0	0	110.717	-110.717			110.717	2279.04	174.28	0	115.32	75.55	7.2	2651.39
	NEGSS.16		0	0	67.495	2641.193			0	0	0	0	0	0	0	0
	NEGSS.46		0	0	7.178	24557.94			0	0	0	0	0	0	0	0
	NEGSS.44		0	0	0.051	15546.89			0	0	0	0	0	0	0	0
	NEGSS.41		0	0	0.081	9532.311			0	0	0	0	0	0	0	0
	NEGSS.48		0	0	0	218.671			0	0	0	0	0	0	0	0
	Grand Total		3210	3510	16653.705	1576536			3312.1837	77828.59	5150.1	0	3449.49	2263.07	189.89	88881.14

TIME_STAMP=12/12/2018 17:08																
BID_TYPE=STATION_POWER_REPORT																
DATA_ROWS=34743																
Jul 2018 4 Month True up																
Date/Time	Generator PTID	Generator Name	Station Power Load Bid	Station Power Load Forecast	Meter Authority MW Value	Net Generation	3rd Party PTID	3rd Party Name	3rd Party MW Allocation	3rd Party Station Power Credit/Charge	Ancillary Service Charge	Remote Self Supply MW	NTAC Charge	RS1 Net Annual Budget Charge	RS1 FERC Fee Charge	Total
	NEGSS.40		0	0	5.403	12855.261			0	0	0	0	0	0	0	0
	NEGSS.39		0	0	20.9	4793.926			0	0	0	0	0	0	0	0
	NEGSS.23		0	14	35.886	-35.886			35.886	1036.73	22.8	0	34.57	25.1	0	1119.2
	NEGSS.25		0	0	136.24	7293.819			0	0	0	0	0	0	0	0
	NEGSS.30		0	0	427.88	2289.285			0	0	0	0	0	0	0	0
	NEGSS.26		0	0	105.93	-105.93			105.93	3509	68.32	0	102.82	73.78	6.55	3760.47
	NEGSS.31		0	0	262.083	5535.74			0	0	0	0	0	0	0	0
	NEGSS.8		0	0	171.67	-171.67			171.67	5712.43	111.6	0	166.58	117.22	7.44	6115.27
	NEGSS.9		0	0	238.742	-238.742			238.742	7956.23	154.65	0	231.1	164.14	8.01	8514.13
	NEGSS.10		0	0	12.352	-12.352			12.352	381.32	7.97	0	12.31	9.76	0	411.36
	NEGSS.11		0	0	406.108	-406.108			406.108	13509.52	263.79	0	394.25	278.66	15.57	14461.79
	NEGSS.43		0	0	12.275	987.097			0	0	0	0	0	0	0	0
	NEGSS.42		0	0	9.976	492.718			0	0	0	0	0	0	0	0
	NEGSS.50		0	0	0	2791.841			0	0	0	0	0	0	0	0
	NEGSS.27		0	0	118.857	13454.063			0	0	0	0	0	0	0	0
	NEGSS.52		0	0	63.336	8603.535			0	0	0	0	0	0	0	0
	NEGSS.3		0	0	101.391	-101.391			101.391	3363.03	65.65	0	97.38	68.77	5.82	3600.65
	NEGSS.4		0	0	91.267	-91.267			91.267	2989.65	58.98	0	88.33	62.57	2.84	3202.37
	NEGSS.6		0	0	213.602	-213.602			213.602	7038.88	136.96	0	207.56	146.36	7.44	7537.2
	NEGSS.22		0	103	138.879	65518.983			0	0	0	0	0	0	0	0
	NEGSS.29		0	27	179.983	21608.723			0	0	0	0	0	0	0	0
	NEGSS.18		0	60	84.849	12066.427			0	0	0	0	0	0	0	0
	NEGSS.17		0	0	120.054	24869.418			0	0	0	0	0	0	0	0
	NEGSS.1		0	0	3963.6	117361.44			0	0	0	0	0	0	0	0
	NEGSS.45		0	0	6.148	15704.993			0	0	0	0	0	0	0	0
	NEGSS.47		0	0	50.789	3607.43			0	0	0	0	0	0	0	0
	NEGSS.51		0	0	220.415	32393.857			0	0	0	0	0	0	0	0
	NEGSS.35		0	0	0.217	3031.358			0	0	0	0	0	0	0	0
	NEGSS.12		3210	3210	1743.929	443901.151			0	0	0	0	0	0	0	0
	NEGSS.15		0	0	3524.727	940501.825			0	0	0	0	0	0	0	0
	NEGSS.24		0	0	0	1526.94			0	0	0	0	0	0	0	0
	NEGSS.38		0	0	5.017	1258.314			0	0	0	0	0	0	0	0
	NEGSS.37		0	0	15.792	2201.169			0	0	0	0	0	0	0	0
	NEGSS.13		0	0	2101.943	10728.457			0	0	0	0	0	0	0	0
	NEGSS.14		0	0	775.35	-775.35			0	0	0	0	0	0	0	0
	NEGSS.19		0	0	224.896	1684.616			0	0	0	0	0	0	0	0
	NEGSS.36		0	0	67.981	2304.837			0	0	0	0	0	0	0	0
	NEGSS.21		0	0	194.112	13136.976			0	0	0	0	0	0	0	0
	NEGSS.20		0	0	976.622	90709.358			0	0	0	0	0	0	0	0
	NEGSS.34		0	0	82.92	3878.674			0	0	0	0	0	0	0	0
	NEGSS.33		0	0	103.698	12432.163			0	0	0	0	0	0	0	0
	NEGSS.28		0	0	139.005	1058.539			0	0	0	0	0	0	0	0
	NEGSS.32		0	0	133.931	-133.931			133.931	4079.71	84.19	0	130.12	92.32	7.44	4393.78
	NEGSS.16		0	0	79.344	9360			0	0	0	0	0	0	0	0
	NEGSS.46		0	0	7.852	29705.352			0	0	0	0	0	0	0	0
	NEGSS.44		0	0	0.089	14859.771			0	0	0	0	0	0	0	0
	NEGSS.41		0	0	0.327	6160.539			0	0	0	0	0	0	0	0
	NEGSS.48		0	0	0	154.971			0	0	0	0	0	0	0	0
	Grand Total		3210	3414	17376.367	1938537.34			1510.879	49576.5	974.91	0	1465.02	1038.68	61.11	53116.22

TIME_STAMP=01/10/2019 15:30																
BID_TYPE=STATION_POWER_REPORT																
DATA_ROWS=34258																
Aug 2018 4 Month True up																
Date/Time	Generator PTID	Generator Name	Station Power Load Bid	Station Power Load Forecast	Meter Authority MW Value	Net Generation	3rd Party PTID	3rd Party Name	3rd Party MW Allocation	3rd Party Station Power Credit/Charge	Ancillary Service Charge	Remote Self Supply MW	NTAC Charge	RS1 Net Annual Budget Charge	RS1 FERC Fee Charge	Total
	NEGSS.40		0	0	9.614	9851.931			0	0	0	0	0	0	0	0.00
	NEGSS.39		0	0	17.104	6195.326			0	0	0	0	0	0	0	0.00
	NEGSS.23		0	62	42.453	-42.453			42.453	1395.89	24.4	0	32.47	29.06	0	1481.82
	NEGSS.25		0	0	129.069	2946.287			0	0	0	0	0	0	0	0.00
	NEGSS.30		0	0	428.969	5375.231			0	0	0	0	0	0	0	0.00
	NEGSS.26		0	0	104.443	-104.443			104.443	3486.3	59.6	0	79.98	72.34	5.28	3703.50
	NEGSS.31		0	0	264.012	8908.607			0	0	0	0	0	0	0	0.00
	NEGSS.8		0	0	168.504	-168.504			168.504	5634.62	94.96	0	129.04	114.16	7.44	5980.22
	NEGSS.9		0	0	236.385	-236.385			236.385	7919	134.21	0	177.86	161.62	7.64	8400.33
	NEGSS.10		0	0	15.215	-15.215			15.215	535	8.39	0	11.7	11.48	0	566.57
	NEGSS.11		0	0	412.416	-412.416			412.416	13819.89	234.3	0	313.21	282.56	15.48	14665.44
	NEGSS.43		0	0	11.116	1626.488			0	0	0	0	0	0	0	0.00
	NEGSS.42		0	0	7.376	1018.303			0	0	0	0	0	0	0	0.00
	NEGSS.50		0	0	0	2814.139			0	0	0	0	0	0	0	0.00
	NEGSS.27		0	0	122.338	15159.662			0	0	0	0	0	0	0	0.00
	NEGSS.52		0	0	45.103	7417.331			0	0	0	0	0	0	0	0.00
	NEGSS.3		0	0	100.988	-100.988			100.988	3368.7	57.4	0	75.64	67.76	4.68	3574.18
	NEGSS.4		0	0	90.629	-90.629			90.629	2975.98	51.25	0	68.89	62.15	2.52	3160.79
	NEGSS.6		0	0	212.214	-212.214			212.214	7066.24	117.9	0	161.77	145.81	7.45	7499.17
	NEGSS.22		0	60	74.339	79471.13			0	0	0	0	0	0	0	0.00
	NEGSS.29		0	60	182.362	16386.482			0	0	0	0	0	0	0	0.00
	NEGSS.18		0	89	79.672	10576.707			0	0	0	0	0	0	0	0.00
	NEGSS.17		0	292	436.917	7509.099			0	0	0	0	0	0	0	0.00
	NEGSS.1		0	0	5373.263	27754.225			0	0	0	0	0	0	0	0.00
	NEGSS.45		0	0	6.273	10954.23			0	0	0	0	0	0	0	0.00
	NEGSS.47		0	0	14.033	12932.146			0	0	0	0	0	0	0	0.00
	NEGSS.51		0	0	240.409	33132.323			0	0	0	0	0	0	0	0.00
	NEGSS.35		0	0	9.529	2274.381			0	0	0	0	0	0	0	0.00
	NEGSS.12		3317	3317	1713.22	438296.6			0	0	0	0	0	0	0	0.00
	NEGSS.15		0	0	5371.871	852693.779			0	0	0	0	0	0	0	0.00
	NEGSS.24		0	0	0	1517.172			0	0	0	0	0	0	0	0.00
	NEGSS.38		0	0	1.842	1713.845			0	0	0	0	0	0	0	0.00
	NEGSS.37		0	0	16.024	2866.125			0	0	0	0	0	0	0	0.00
	NEGSS.13		0	0	975.947	-975.947			0	0	0	0	0	0	0	0.00
	NEGSS.14		0	0	1093.388	11214.588			0	0	0	0	0	0	0	0.00
	NEGSS.19		0	0	247.204	1415.276			0	0	0	0	0	0	0	0.00
	NEGSS.36		0	0	15.617	4148.299			0	0	0	0	0	0	0	0.00
	NEGSS.20		0	0	952.31	76830.71			0	0	0	0	0	0	0	0.00
	NEGSS.34		0	0	50.446	6179.45			0	0	0	0	0	0	0	0.00
	NEGSS.33		0	0	107.977	10444.02			0	0	0	0	0	0	0	0.00
	NEGSS.28		0	0	130.992	-57.318			57.3188	1751.56	35.98	0	44.25	38.83	0.24	1870.86
	NEGSS.32		0	0	122.252	-122.252			122.252	4157.89	69.37	0	92.42	83.81	7.4	4410.89
	NEGSS.16		0	0	86.499	6388.797			0	0	0	0	0	0	0	0.00
	NEGSS.46		0	0	8.363	27870.45			0	0	0	0	0	0	0	0.00
	NEGSS.44		0	0	0.077	9998.776			0	0	0	0	0	0	0	0.00
	NEGSS.41		0	0	0.348	7040.073			0	0	0	0	0	0	0	0.00
	NEGSS.48		0	0	0	201.135			0	0	0	0	0	0	0	0.00
	Grand Total		3317	3880	19729.122	1718584.36			1562.8178	52111.07	887.76	0	1187.23	1069.58	58.13	55313.77

TIME_STAMP=02/12/2019 13:41																
BID_TYPE=STATION_POWER_REPORT																
DATA_ROWS=33482																
Sep 2018 4 Month True up																
Date/Time	Generator PTID	Generator Name	Station Power Load Bid	Station Power Load Forecast	Meter Authority MW Value	Net Generation	3rd Party PTID	3rd Party Name	3rd Party MW Allocation	3rd Party Station Power Credit/Charge	Ancillary Service Charge	Remote Self Supply MW	NTAC Charge	RS1 Net Annual Budget Charge	RS1 FERC Fee Charge	Total
	NEGSS.40		0	0	6.434	10842.43			0	0	0	0	0	0	0	0
	NEGSS.39		0	0	21.201	4712.796			0	0	0	0	0	0	0	0
	NEGSS.23		0	50	43.32	-43.32			43.32	1374.28	37.73	0	18.12	29.81	0	1459.94
	NEGSS.25		0	0	119.657	1874.212			0	0	0	0	0	0	0	0
	NEGSS.30		0	0	325.571	-325.571			325.571	11811.43	266.41	0	136.7	222	15.33	12451.87
	NEGSS.26		0	0	99.045	-99.045			99.045	3517.58	83.56	0	43.01	67.11	6.75	3718.01
	NEGSS.31		0	0	213.507	1723.777			0	0	0	0	0	0	0	0
	NEGSS.8		0	0	167.094	-167.094			167.094	5865.05	144.47	0	69.74	114.09	7.27	6200.62
	NEGSS.9		0	0	225.381	-225.381			225.381	8019.22	191.68	0	91.8	154.71	10.7	8468.11
	NEGSS.10		0	0	17.247	-17.247			17.247	593.27	16.83	0	8.5	12.9	0	631.5
	NEGSS.11		0	0	396.92	-396.92			396.92	14186.93	337.91	0	166.78	270.26	19.72	14981.6
	NEGSS.43		0	0	7.527	4251.543			0	0	0	0	0	0	0	0
	NEGSS.42		0	0	4.809	2056.361			0	0	0	0	0	0	0	0
	NEGSS.50		0	0	0	2795.608			0	0	0	0	0	0	0	0
	NEGSS.27		0	0	143.746	8945.126			0	0	0	0	0	0	0	0
	NEGSS.52		0	0	69.774	9925.493			0	0	0	0	0	0	0	0
	NEGSS.3		0	0	97.888	-97.888			97.888	3461.77	83.47	0	43.15	65.38	6.48	3660.25
	NEGSS.4		0	0	90.019	-90.019			90.019	3107.24	77.63	0	39.12	61.27	5.92	3291.18
	NEGSS.6		0	0	186.274	-186.274			186.274	6555.75	160.27	0	78.05	127.02	7.98	6929.07
	NEGSS.22		0	44	53.63	60547.1			0	0	0	0	0	0	0	0
	NEGSS.29		0	78	172.846	12244.22			0	0	0	0	0	0	0	0
	NEGSS.18		0	84	76.371	8341.545			0	0	0	0	0	0	0	0
	NEGSS.17		0	390	452.572	2093.036			0	0	0	0	0	0	0	0
	NEGSS.1		0	0	4831.565	41885.2			0	0	0	0	0	0	0	0
	NEGSS.45		0	0	5.662	12236.85			0	0	0	0	0	0	0	0
	NEGSS.47		0	0	11.529	10804.13			0	0	0	0	0	0	0	0
	NEGSS.51		0	0	337.339	33704.97			0	0	0	0	0	0	0	0
	NEGSS.35		0	0	2.469	2685.061			0	0	0	0	0	0	0	0
	NEGSS.12		3210	3210	1567.513	430281.6			0	0	0	0	0	0	0	0
	NEGSS.15		0	0	3337.637	912640.6			0	0	0	0	0	0	0	0
	NEGSS.24		0	0	0	1461.806			0	0	0	0	0	0	0	0
	NEGSS.38		0	0	0.011	1934.256			0	0	0	0	0	0	0	0
	NEGSS.37		0	0	6.206	3309.851			0	0	0	0	0	0	0	0
	NEGSS.13		0	0	835.098	-835.098			835.098	27836.53	697	0	350.85	568.71	39.63	29492.72
	NEGSS.14		0	0	648.143	-648.143			648.143	21572.54	539.6	0	272.16	441.41	31	22856.71
	NEGSS.19		0	0	200.878	-200.878			200.878	7810.54	184.94	0	83.85	138.66	8.7	8226.69
	NEGSS.36		0	0	0	6772.073			0	0	0	0	0	0	0	0
	NEGSS.21		0	0	138.693	2373.817			0	0	0	0	0	0	0	0
	NEGSS.20		0	0	1056.176	66246.28			0	0	0	0	0	0	0	0
	NEGSS.34		0	0	89.234	3715.422			0	0	0	0	0	0	0	0
	NEGSS.33		0	0	92.568	4354.072			0	0	0	0	0	0	0	0
	NEGSS.28		0	0	121.158	315.319			0	0	0	0	0	0	0	0
	NEGSS.32		0	0	117.248	-117.248			117.248	3904.97	101.24	0	49.48	79.97	7.2	4142.86
	NEGSS.16		0	0	66.992	1632.28			0	0	0	0	0	0	0	0
	NEGSS.46		0	0	5.375	26397.97			0	0	0	0	0	0	0	0
	NEGSS.44		0	0	0.059	8352.509			0	0	0	0	0	0	0	0
	NEGSS.41		0	0	0.017	10258.05			0	0	0	0	0	0	0	0
	NEGSS.48		0	0	0	219.059			0	0	0	0	0	0	0	0
	Grand Total		3210	3856	16462.403	1708484			3450.126	119617.1	2922.74	0	1451.31	2353.3	166.68	126511.13

TIME_STAMP=03/14/2019 15:52																
BID_TYPE=STATION_POWER_REPORT																
DATA_ROWS=35294																
Oct 2018 4 Month True up																
Date/Time	Generator PTID	Generator Name	Station Power Load Bid	Station Power Load Forecast	Meter Authority MW Value	Net Generation	3rd Party PTID	3rd Party Name	3rd Party MW Allocation	3rd Party Station Power Credit/Charge	Ancillary Service Charge	Remote Self Supply MW	NTAC Charge	RS1 Net Annual Budget Charge	RS1 FERC Fee Charge	Total
	NEGSS.40		0	0	7.676	12322.1			0	0	0	0	0	0	0	0
	NEGSS.39		0	0	3.813	15958.87			0	0	0	0	0	0	0	0
	NEGSS.23		0	60	52.375	-52.375			52.375	1487.68	65.62	0	20.32	35.96	0	1609.58
	NEGSS.25		0	0	120.891	129.997			0	0	0	0	0	0	0	0
	NEGSS.30		0	0	303.143	-33.723			33.7216	1049.73	36.22	0	12.79	22.72	1.31	1122.77
	NEGSS.26		0	0	102.791	-102.791			102.791	2860.12	130.12	0	38.51	68.75	7.44	3104.94
	NEGSS.31		0	0	264.971	6026.046			0	0	0	0	0	0	0	0
	NEGSS.8		0	0	215.233	-215.233			215.233	6064.24	265.22	0	84.73	146.73	11.16	6572.08
	NEGSS.9		0	0	256.529	-256.529			256.529	7195.19	319.27	0	99.8	174.2	13.01	7801.47
	NEGSS.10		0	0	28.945	-28.945			28.945	831.33	36.59	0	11.97	20.06	0	899.95
	NEGSS.11		0	0	432.947	-432.947			432.947	12092.11	546.6	0	168.71	294.03	21.73	13123.18
	NEGSS.43		0	0	0.783	7419.319			0	0	0	0	0	0	0	0
	NEGSS.42		0	0	0.727	3203.679			0	0	0	0	0	0	0	0
	NEGSS.50		0	0	0	4468.588			0	0	0	0	0	0	0	0
	NEGSS.27		0	0	108.342	14848.49			0	0	0	0	0	0	0	0
	NEGSS.52		0	0	23.62	17848.94			0	0	0	0	0	0	0	0
	NEGSS.3		0	0	100.779	-100.779			99.7849	2781.37	126.43	0	37.42	67.26	7.44	3019.92
	NEGSS.4		0	0	116.495	-116.495			116.495	3267	144.87	0	45.8	79.14	7.34	3544.15
	NEGSS.5		0	0	0	1			0	0	0	0	0	0	0	0
	NEGSS.6		0	0	200.691	-200.691			200.691	5572.75	254.58	0	76.97	135.87	7.79	6047.96
	NEGSS.22		0	34	34.333	87405.25			0	0	0	0	0	0	0	0
	NEGSS.29		0	69	170.366	9800.833			0	0	0	0	0	0	0	0
	NEGSS.18		0	93	57.862	8668.611			0	0	0	0	0	0	0	0
	NEGSS.17		0	403	436.086	2068.77			0	0	0	0	0	0	0	0
	NEGSS.1		0	0	5580.982	-5580.98			5580.982	156878.26	7209.09	0	2176.87	3788.41	274.69	170327.32
	NEGSS.45		0	0	1.062	23329.31			0	0	0	0	0	0	0	0
	NEGSS.47		0	0	4.839	22189.56			0	0	0	0	0	0	0	0
	NEGSS.51		0	0	208.09	46433.48			0	0	0	0	0	0	0	0
	NEGSS.35		0	0	0.885	6638.125			0	0	0	0	0	0	0	0
	NEGSS.12		3317	3317	1590.851	450008.6			0	0	0	0	0	0	0	0
	NEGSS.15		0	0	3583.876	952390.1			0	0	0	0	0	0	0	0
	NEGSS.24		0	0	0	1408.368			0	0	0	0	0	0	0	0
	NEGSS.38		0	0	0.019	1960.73			0	0	0	0	0	0	0	0
	NEGSS.37		0	0	1.176	7834.834			0	0	0	0	0	0	0	0
	NEGSS.13		0	0	884.958	-884.958			884.958	25534.11	1109.81	0	344.99	600.72	43.55	27633.18
	NEGSS.14		0	0	967.486	-967.486			967.486	29931.51	1175.93	0	377.11	657.12	47.69	32189.36
	NEGSS.19		0	0	192.129	-192.129			192.129	6882.74	238.74	0	72.25	132.61	8.62	7334.96
	NEGSS.36		0	0	0	6877.827			0	0	0	0	0	0	0	0
	NEGSS.21		0	0	270.671	1396.835			0	0	0	0	0	0	0	0
	NEGSS.20		0	0	1275.742	46383.46			0	0	0	0	0	0	0	0
	NEGSS.34		0	0	36.052	9287.479			0	0	0	0	0	0	0	0
	NEGSS.33		0	0	89.163	176.047			0	0	0	0	0	0	0	0
	NEGSS.28		0	0	99.969	-99.969			99.969	2003.78	116.68	0	37.9	68.12	5.09	2231.57
	NEGSS.32		0	0	133.328	-133.328			133.328	3830.66	167.6	0	51.66	90.48	7.44	4147.84
	NEGSS.16		0	0	57.7	-57.7			57.7	1663.59	71.55	0	23.97	39.36	0.68	1799.15
	NEGSS.46		0	0	6.895	37638.39			0	0	0	0	0	0	0	0
	NEGSS.44		0	0	0.112	18762.07			0	0	0	0	0	0	0	0
	NEGSS.41		0	0	0.076	19873.24			0	0	0	0	0	0	0	0
	NEGSS.48		0	0	0	420.971			0	0	0	0	0	0	0	0
	Grand Total		3317	3976	18025.459	1833723			9456.0645	269926.17	12014.92	0	3681.77	6421.54	464.98	292509.38

TIME_STAMP=04/12/2019 15:40																
BID_TYPE=STATION_POWER_REPORT																
DATA_ROWS=33553																
Nov 2018 4 Month True up																
Date/Time	Generator PTID	Generator Name	Station Power Load Bid	Station Power Load Forecast	Meter Authority MW Value	Net Generation	3rd Party PTID	3rd Party Name	3rd Party MW Allocation	3rd Party Station Power Credit/Charge	Ancillary Service Charge	Remote Self Supply MW	NTAC Charge	RS1 Net Annual Budget Charge	RS1 FERC Fee Charge	Total
	NEGSS.40		0	0	2.595	17207.214			-	-	-	-	-	-	-	-
	NEGSS.39		0	0	8.047	19551.864			-	-	-	-	-	-	-	-
	NEGSS.23		0	50	60.327	-60.327			60.33	2,121.86	52.53	-	77.56	40.84	0.16	2,292.95
	NEGSS.25		0	0	146.056	200.186			-	-	-	-	-	-	-	-
	NEGSS.30		0	0	440.484	267.683			-	-	-	-	-	-	-	-
	NEGSS.26		0	0	106.322	-106.322			106.32	3,715.00	92.29	-	136.92	72.41	7.21	4,023.83
	NEGSS.31		0	0	280.237	450.111			-	-	-	-	-	-	-	-
	NEGSS.8		0	0	283.911	-283.911			283.91	10,103.28	245.90	-	366.01	192.98	14.47	10,922.64
	NEGSS.9		0	0	310.308	-310.308			310.31	10,919.82	268.92	-	399.77	210.95	14.43	11,813.89
	NEGSS.10		0	0	59.676	-59.676			59.68	2,158.62	49.44	-	76.96	40.56	1.72	2,327.30
	NEGSS.11		0	0	471.989	-471.989			471.99	16,608.54	407.78	-	608.71	321.16	21.97	17,968.16
	NEGSS.43		0	0	1.074	10010.416			-	-	-	-	-	-	-	-
	NEGSS.42		0	0	0.282	2068.161			-	-	-	-	-	-	-	-
	NEGSS.50		0	0	0	4228.269			-	-	-	-	-	-	-	-
	NEGSS.27		0	0	112.157	-112.157			112.16	4,487.30	135.86	-	145.05	76.50	7.16	4,851.87
	NEGSS.52		0	0	44.018	21095.05			-	-	-	-	-	-	-	-
	NEGSS.3		0	0	107.27	-107.27			107.27	3,754.50	93.05	-	138.75	73.71	7.21	4,067.22
	NEGSS.4		0	0	162.278	-162.278			162.28	5,729.00	140.33	-	209.29	110.47	7.21	6,196.30
	NEGSS.6		0	0	184.838	-184.838			184.84	6,446.11	160.73	-	236.34	126.81	7.21	6,977.20
	NEGSS.22		0	156	208.596	39984.484			-	-	-	-	-	-	-	-
	NEGSS.29		0	85	151.286	2441.59			-	-	-	-	-	-	-	-
	NEGSS.18		0	90	59.863	320.604			-	-	-	-	-	-	-	-
	NEGSS.17		0	391	467.666	489.286			-	-	-	-	-	-	-	-
	NEGSS.1		0	0	5967.428	-5967.428			5,967.43	212,793.43	5,317.42	-	7,698.07	4,060.49	291.86	230,161.27
	NEGSS.45		0	0	2.816	37101.25			-	-	-	-	-	-	-	-
	NEGSS.47		0	0	5.627	23316.261			-	-	-	-	-	-	-	-
	NEGSS.51		0	0	241.235	48582.416			-	-	-	-	-	-	-	-
	NEGSS.35		0	0	0.404	9777.792			-	-	-	-	-	-	-	-
	NEGSS.12		3214	3214	1588.246	441658.15			-	-	-	-	-	-	-	-
	NEGSS.15		0	0	3952.668	927632.84			-	-	-	-	-	-	-	-
	NEGSS.24		0	0	0	352.45			-	-	-	-	-	-	-	-
	NEGSS.38		0	0	0.183	1828.493			-	-	-	-	-	-	-	-
	NEGSS.37		0	0	0.479	10654.48			-	-	-	-	-	-	-	-
	NEGSS.13		0	0	1193.44	-1193.44			1,193.44	44,045.68	937.29	-	1,539.74	812.57	58.11	47,393.39
	NEGSS.14		0	0	1204.167	-1204.167			1,204.17	41,203.06	1,041.28	-	1,553.44	818.93	59.73	44,676.44
	NEGSS.19		0	0	252.834	404.022			-	-	-	-	-	-	-	-
	NEGSS.36		0	0	0	14833.485			-	-	-	-	-	-	-	-
	NEGSS.21		0	0	444.362	-444.362			444.36	15,294.24	489.71	-	573.87	301.97	22.48	16,682.27
	NEGSS.20		0	0	779.46	-779.24			779.24	34,072.70	1,031.97	-	1,005.17	530.31	37.51	36,677.66
	NEGSS.34		0	0	14.9	13199.668			-	-	-	-	-	-	-	-
	NEGSS.33		0	0	89.795	714.173			-	-	-	-	-	-	-	-
	NEGSS.28		0	0	147.567	-147.567			147.57	4,639.58	127.87	-	190.53	100.27	7.22	5,065.47
	NEGSS.32		0	0	167.266	-167.266			167.27	5,902.73	145.40	-	215.57	113.89	7.21	6,384.80
	NEGSS.16		0	0	60.606	-60.606			60.61	2,125.98	53.00	-	80.20	42.64	0.97	2,302.79
	NEGSS.46		0	0	7.398	66562.763			-	-	-	-	-	-	-	-
	NEGSS.44		0	0	0	52908.422			-	-	-	-	-	-	-	-
	NEGSS.41		0	0	0	26084.716			-	-	-	-	-	-	-	-
	NEGSS.48		0	0	0	423.141			-	-	-	-	-	-	-	-
	Grand Total		3214	3986	19790.161	1782526.3			11823.152	426121.43	10790.77	0	15251.95	8047.46	573.84	460785.45

Statement of Material Accounting Changes

Statement of Material Accounting Changes

The following material accounting change was implemented for the Update Year:

The Company conducted an Administrative & General (A&G) time study of management employee's time, that supported capitalization of appropriate portions of A&G costs. The objective of this study was to estimate the percentage of A&G costs that support construction activities. This percentage was then applied to operating and maintenance expenses charged to Federal Energy Regulatory Commission (FERC) accounts 920 and 921 to determine the amount to be credited to FERC Account 922 and subsequently applied to individual capital projects consistent with commonly accepted industry practices and FERC / National Association of Regulatory Utility Commissioners (NARUC) guidance. The Public Service Commission of the State of New York approved this accounting change in fiscal year 2019 with an effective date of April 1, 2017, which resulted in a reclass of A&G expenses to capital reducing A&G expenses in Niagara Mohawk Power Corporation's electric segment by \$23,872,206 in Calendar Year 2018. The impact to the TSC filing is (\$3,103,387) which is calculated by taking the A&G time study impact and multiplying by the 13% Transmission Wages and Salaries Allocation Factor.

Attachment D

**Statement Describing any Correction of any Error Affecting the Calculation of Charges
under the Formula Rate during a Prior Year**

**Statement Describing any Correction of any Error Affecting the Calculation of Charges
under the Formula Rate during a Prior Year**

No correction of any errors were necessary for this Annual Update year.

Attachment E

E-Mail List of Interested Parties upon Which this Filing was Served

E-Mail List of Interested Parties upon Which this Filing was Served

Municipalities

City of Salamanca	kking@salmun.com
Green Island Power Authority	kristin@greenislandpowerauthority.com
Ilion Board of Light Commission	mayorleonard@ilionny.com
Ilion Board of Light Commission	Connie@ilionny.com
Ilion Board of Light Commission	gday@ilionny.com
Jamestown Board of Public Utilities	dleathers@jamestownbpu.com
Jamestown Board of Public Utilities	dgustafson@jamestownbpu.com
Municipal Commission of Boonville	kstabb@prodigy.net
New York Municipal Power Agency/MEUA	Tmodafferi@nympa.org
Oneida Madison Electric Cooperative	generalmanager@oneida-madison.coop
Sherrill Power & Light	MHolmes@SherrillNY.org
Sherrill Power & Light	sherrillpower@twcny.rr.com
Village of Akron	jcumings@akronnewsteadjmf.com
Village of Akron	borchert@akronvillage.us
Village of Andover	andoverclerk@frontiernet.net
Village of Andover	voashop@frontiernet.net
Village of Arcade	larrykilburn@villageofarcade.org
Village of Bergen	bergenelectric@yahoo.com
Village of Brocton	brocton@stny.rr.com
Village of Churchville	meghan@churchville.net
Village of Churchville	paul@churchville.net
Village of Frankfort	frankfortpowerandlight@yahoo.com
Village of Holley	holley.electric.water@gmail.com
Village of Lake Placid	clerkclark@villageoflakeplacid.ny.gov
Village of Lake Placid	electric1@villageoflakeplacid.ny.gov
Village of Little Valley	dreynoldsvolv@atlanticbbn.net
Village of Mayville	mayville5@fairpoint.net
Village of Mayville	maydpw@fairpoint.net
Village of Mohawk	mohawkmuni@hotmail.com
Village of Philadelphia	vphil@centralny.twcbc.com
Village of Richmondville	rvillepl@nycap.rr.com
Village of Skaneateles	info@villageofskaneateles.com
Village of Skaneateles	clerk@villageofskaneateles.com
Village of Solvay	jhawksby@solvayny.org
Village of Springville	thorner@villageofspringvilleny.com
Village of Springville	kgrube@villageofspringvilleny.com
Village of Theresa	theresa@ridgeviewtel.us
Village of Tupper Lake	viltupplake@centralny.twcbc.com
Village of Tupper Lake	johnbouck@centralny.twcbc.com

Village of Wellsville bill_whitfield@wellsvilleny.com

Village of Wellsville village.wellsville@gmail.com

Village of Westfield wpcfmain@villageofwestfield.org

Village of Westfield marie@villageofwestfield.org

Former External TSC Customers

AES New Energy Tamlynn.Apfelbaum@AES.com

Allegheny Electric Cooperative Gary_Wright@ccsenergy.com

Allegheny Electric Cooperative Bruce_Erickson@ccsenergy.com

Amerada Hess hjain@hess.com

American Electric Power sepotters@aep.com

Dominion Energy Marketing Robert_J_LaRochelle@dom.com

Dominion Energy Marketing Shirley_Flexon@Dom.com

Duke Energy seison@duke-energy.com

Conectiv Energy Supply paul.wassil@conectiv.com

Coral Power LLC wilma.chin@shell.com

Dayton Power and Light brenda.haupt@dplinc.com

El Paso Merchant Energy David.Lazos@ElPaso.com

Emera Energy Service Karen.Hutt@Emera.com

Energy Endeavors LLC pjones@energyendeavorsllc.com

Epcor settle@capitalpower.com

FPL Energy Marketing lauren_romero@fpl.com

Gotham Energy marketing pjones@gothamenergymarketinglp.com

KeyTex Energy LLC clanager@keytexenergy.com

Merchant Energy Group of the Americas sterling_koch@transalta.com

Mirant Energy Trading vicki.lynch@mirant.com

Model City Energy pzeliff@ieslfge.com

NYSE&G Solutions mbeaudoin@theenergynetwork.com

Public Service of Colorado rodney.d.sgrignoli@xcelenergy.com

Pure Energy delpowell@cox.net

PSEG Energy Resources and Trading howard.fromer@pseg.com

PSEG Energy Resources and Trading emily.pestano@pseg.com

RBC Energy Services iris.chow@rbccm.com

Seneca Energy II pzeliff@ieslfge.com

Shell Energy North America (US) L.P. John.B.Coleman@shell.com

Split Rock Energy, LLC jsolberg@acespower.com

Southern Company Energy vicki.lynch@mirant.com

TXU Energy Trading dbogus1@txu.com

Current External TSC Customers

Allegheny Electric Cooperative, Inc.

rw@dwgp.com

Allegheny Electric Cooperative, Inc. david_dulick@ccsenergy.com

Allegheny Electric Cooperative, Inc. jea@dwgp.com

Barclays Bank PLC Nicholas.Andrews@barclayscapital.com

Black Oak Capital LLC ckopp@blackoakcap.com

Black Oak Energy LLC spicard@blackoakenergy.com

BNP Paribas Energy Trading GP formerly Fortis Energy

Marketing lloyd.jackson@us.fortis.com

BP Energy Company randy.prescott@bp.com

BP Energy Company richard.waswil@bp.com

Brookfield Energy Marketing, Inc. franklin.francis@brookfieldpower.com

Brookfield Energy Marketing, Inc. chantal.dube@brookfieldpower.com

Bruce Power Inc. ayman.faddah@brucepower.com

Calpine Energy Service garciab@calpine.com

Calpine Energy Service Bryan.Stevens@calpine.com

Capital Power Corporation lgatto@capitalpower.com

Cargill Alliant, LLC lester_welch1@cargill.com

Centre Lane Trading TLui@mackieresearch.com

Citigroup Energy Kolby.P.Kettler@citigroup.com

Citigroup Energy laurel.r.adams@citigroup.com

City Power Market LLC kstsingas@citypwr.com

City Power Market LLC jwebster@citypwr.com

Constellation Energy Commodities Group brian.schuppert@constellation.com

Constellation New Energy brian.schuppert@constellation.com

DC Energy LLC wilde@dc-energy.com

Direct Energy Marketing Linda.Gatto@DirectEnergy.com

Dominion Energy Marketing Shirley_Flexon@Dom.com

DTE Energy Trading hissongm@dteenergy.com

DTE Energy Trading pfankucha@dteenergy.com

Dynegy Power Marketing tiffany.e.mccaa@dynegy.com

EDF Trading North America, LLC amie.jackson@edftrading.com

Endura Energy LLC m.white@endureenergy.com

Exelon Generation LLC (formerly PECO) dirk.vanderlaan@exeloncorp.com

First Commodities jjtaza@firstcommodities.com

Hess Corporation ElectricSettlements@hess.com

HQ Energy Services (US) clermont.sylvain@hydro.qc.ca

HQ Energy Services (US) Perron.Sylvain@hydro.qc.ca

Iberdrola Renewables, Inc. debbie.skinner@iberdrolaren.com

Integrus (formerly WPS) Energy Services DJVerbanac@integrusenergy.com

J. Aron and Company allison.weingarten@gs.com

J.P. Morgan John.K.Swint@jpmorgan.com

Louis Dreyfus Maria.Arnoldy@LDHEnergy.com
Macquarie Energy LLC hope.hernandez@macquarie.com
MAG Energy Solutions mgauthier@magenergysolutions.com
Merrill Lynch christen_moody@ml.com
Model City Energy shenningham@innovativeenergysystems.com
Morgan Stanley gosppecops@morganstanley.com
NextEra Energy Power Marketing LLC Patricia_Vallejo@nexteraenergy.com
Noble Americas Gas & Power Daniellefazio@thisisnoble.com
Northern States Power rodney.d.sgrignoli@xcelenergy.com
NorthPoint Energy settlements@northpointenergy.com
NRG carson.leikam@nrg.com
Powerex Corporation lisa.wagner@powerex.com
PP&L Energy Plus Co tatlas@pplweb.com
PSEG Energy Resources & Trading, LLC Jonathan.Slates@pseg.com
PSEG Energy Resources & Trading, LLC ER&TSettlements@pseg.com
Rainbow Energy k.morrison@rainbowenergy.com
Saracen Merchant Energy LP lphillips@saracenenergy.com
Sempra Energy Trading LLC jstgerma@sempratradng.com
SESCO Enterprises LLC mschubiger@sescollc.com
Shell Energy North America (formerly Coral Power LLC) John.B.Coleman@shell.com
SIG Energy LLP Jamie.Miano@sig.com
Strategic Energy, Ltd. kkukic@sel.com
TransAlta Energy Mar Myrna_Castro@TransAlta.com
TransCanada Power Marketing erin_odea@transcanada.com
Twin Cities Power Generation scurtis@tcpowergen.com
Vitol Inc. Lmm@vitol.com
West Oaks Energy NY NE LP ms@westoaksenergy.com
XO Energy NY jcharette@xo-energy.com
From original service list (without duplicates)
Black & Veatch robertsjl@bv.com
Bracewell & Giuliani LLP Cathy.McCarthy@bgllp.com
Central Hudson Gas & Electric Corporation jwatzka@cenhud.com
Central Maine Power Co scott.mahoney@cmpco.com
City Of Cleveland, Ohio hmadorsky@city.cleveland.oh.us
Cleveland Public Power tsmith@cpp.org
Connecticut Municipal Electric Energy Cooperative gstern@cmeec.org
Consolidated Edison Development, Inc. nachmiass@coned.com
Consolidated Edison Development, Inc. smithce@coned.com
Couch White, LLP rloughney@couchwhite.com
Couch White, LLP mmager@couchwhite.com
Couch White, LLP jgoodman@couchwhite.com

Dentons US LLP emma.hand@dentons.com
Dentons US LLP clinton.vince@dentons.com
Dentons US LLP jessica.lynch@dentons.com
Dorothy Pierce dorothy.pierce@chguernsey.com
Duncan & Allen, Counselors at Law jpc@duncanallen.com
Duncan, Weinberg, Genzer & Pembroke, P.C rw@dwgp.com
Duncan, Weinberg, Genzer & Pembroke, P.C jea@dwgp.com
Duncan, Weinberg, Genzer & Pembroke PC tlr@dwgp.com
FERC – Commission Staff james.pepper@ferc.gov
FERC – Commission Staff Roger.St.Vincent@ferc.gov
Geneva Looker glooker@wrassoc.com
Hunton & Williams LLP tmurphy@hunton.com
Jennings Strouss & Salmon, P.C. gnewell@jsslaw.com
Massachusetts Municipal Wholesale Electric Company bmckinnon@mmwec.org
Municipal Electric Utilities Association of New York State tmodafferi@meua.org
New York Independent System Operator, Inc. rfernandez@nyiso.com
New York Independent System Operator, Inc. mlampi@nyiso.com
New York Municipal Power Agency info@nympa.org
New York Municipal Power Agency fsaffer@bellsouth.net
New York Power Authority gary.levenson@nypa.gov
New York Power Authority michael.lupo@nypa.gov
New York Power Authority carol.garcia@nypa.gov
New York State Electric & Gas Corporation RPKinney@nyseg.com
New York State Public Service Commission william.heinrich@dps.ny.gov
New York State Public Service Commission david.drexler@dps.ny.gov
Pascoag Utility District tgarrille@pud-ri.org
Public Power ppanj@tellurian.com
Public Utilities Dept., RI mkirkwood@pud-ri.org
Saint Regis Mohawk Tribe dale.white@srmt-nsn.gov
Saint Regis Mohawk Tribe duthie@attglobal.net
State of Vermont Ed.McNamara@state.vt.us
Stinson Leonard Street LLP hreiter@stinson.com
Thompson Coburn LLP dstraus@thompsoncoburn.com
Van Ness Feldman Law Firm msc@vnf.com
Van Ness Feldman Law Firm jbn@vnf.com
Whitfield Russell Associates wrussell@wrassoc.com
Winston & Strawn LLP ddankner@winston.com
Winston & Strawn LLP rwuslich@winston.com